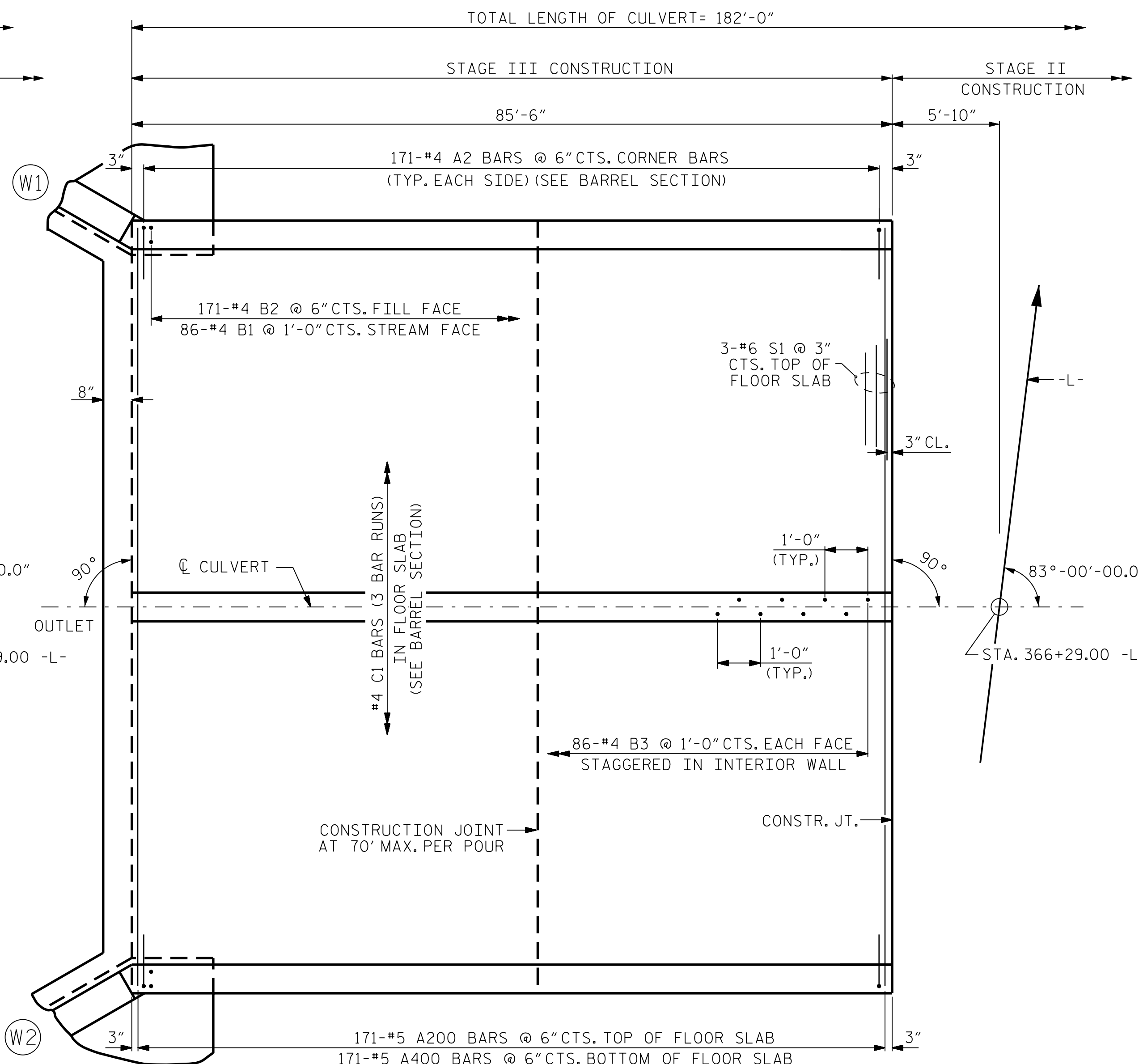
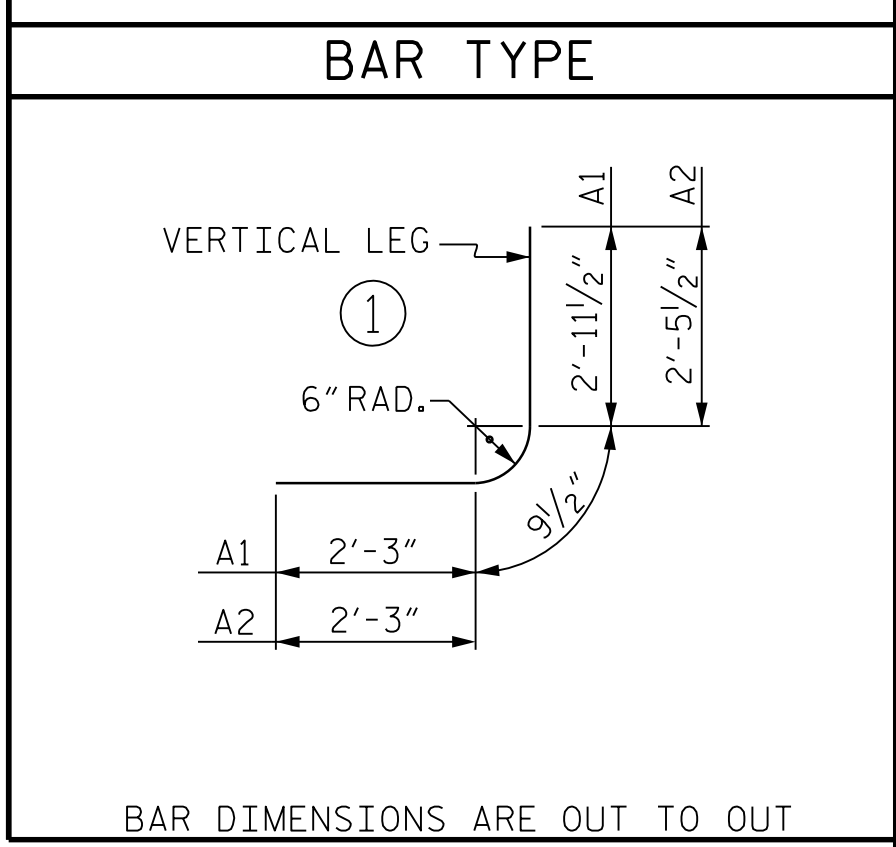


**STAGE III - PLAN OF ROOF SLAB**



**STAGE III - PLAN OF FLOOR SLAB**

REINFORCING BAR SCHEDULE					
STAGE III					
BAR	NO.	SIZE	TYPE	LENGTH	WEIGHT
A1	342	#4	1	6'-0"	1371
A2	342	#4	1	5'-6"	1257
B1	172	#4	STR	10'-6"	1206
B2	342	#4	STR	8'-4"	1904
B3	172	#4	STR	10'-6"	1206
A100	171	#5	STR	17'-8"	3151
A200	171	#5	STR	17'-8"	3151
A300	171	#5	STR	17'-8"	3151
A400	171	#5	STR	17'-8"	3151
C1	225	#4	STR	29'-8"	4459
D2	8	#6	STR	1'-6"	18
G1	4	#5	STR	17'-8"	74
S1	6	#6	STR	17'-8"	159
REINFORCING STEEL					LBS. 24,257



SPLICE LENGTHS CHART		
BAR	SIZE	SPLICE LENGTH
C1	#4	1'-10"


STRUCTURE QUANTITIES STAGE III	
FOUNDATION COND. MAT'L	133 TONS
CULVERT EXCAVATION	LUMP SUM
CLASS A CONCRETE	
BARREL @ 1.953 CY/FT	167.0 C.Y.
WINGS ETC.	21.2 C.Y.
SILLS	0.6 C.Y.
TOTAL	188.8 C.Y.
REINFORCING STEEL	
BARRELS & SILLS	24,257 LBS.
WINGS ETC.	1,308 LBS.
TOTAL	25,565 LBS.

DOCUMENT NOT CONSIDERED FINAL UNLESS ALL SIGNATURES COMPLETED

**CDM Smith**  
 CDM SMITH  
 5400 Glenwood Avenue, Suite 400  
 Raleigh, NC 27612-3228  
 NC COA No. F-1255

DWG. No. \_\_\_\_\_

DRAWN BY: JJR DATE: 9/21  
 CHECKED BY: THF DATE: 12/21  
 DESIGN ENGINEER: VDK DATE: 12/21



PROJECT NO. I-5987A  
ROBESON COUNTY  
 STATION: 366+29.00 -L-  
 SHEET 5 OF 8

STATE OF NORTH CAROLINA  
 DEPARTMENT OF TRANSPORTATION  
 RALEIGH  
 BARREL STANDARD  
**DOUBLE 8 FT. X 9 FT.  
 CONCRETE BOX CULVERT**  
**STAGE III**

REVISIONS					
NO.	BY:	DATE:	NO.	BY:	DATE:
1			3		
2			4		

SHEET NO. **C12-5**  
 TOTAL SHEETS **8**