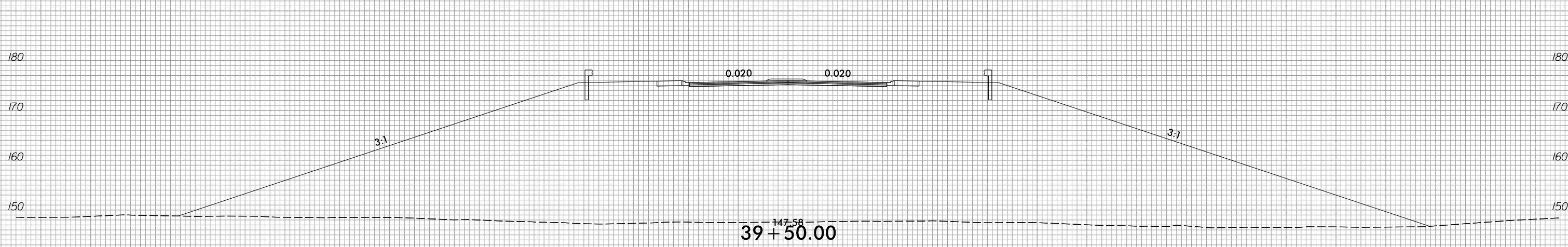
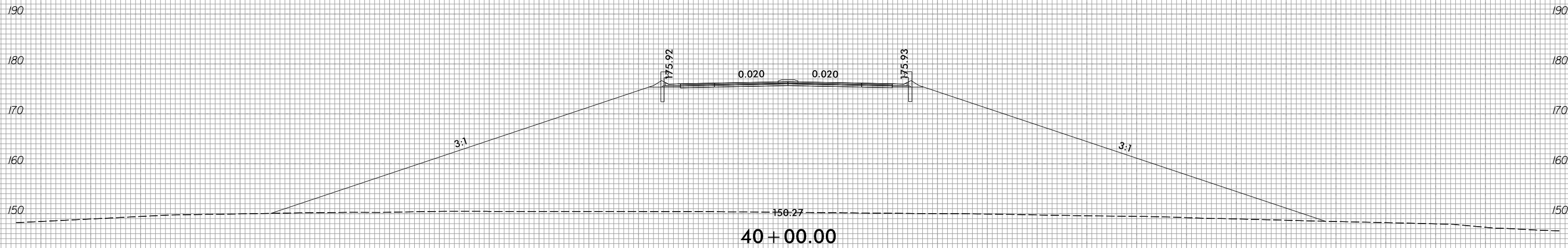
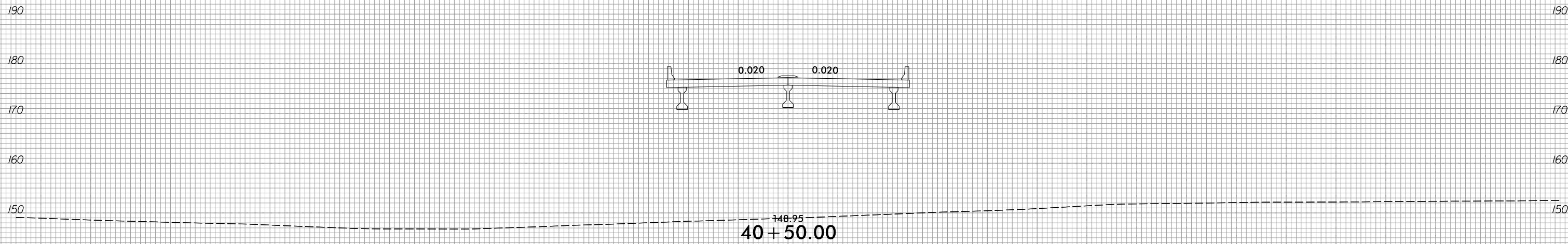


6/23/16



PROJ. REFERENCE NO.	SHEET NO.
I-5987A	X-336

150 140 130 120 110 100 90 80 70 60 50 40 30 20 10 0 10 20 30 40 50 60 70 80 90 100 110 120 130 140 150



-Y/A-

150 140 130 120 110 100 90 80 70 60 50 40 30 20 10 0 10 20 30 40 50 60 70 80 90 100 110 120 130 140 150

5/3/2022
 R:\Roadway\Corridor-Modeling\I5987A_RDY_XPL_Y1A.dgn
 David.Choi