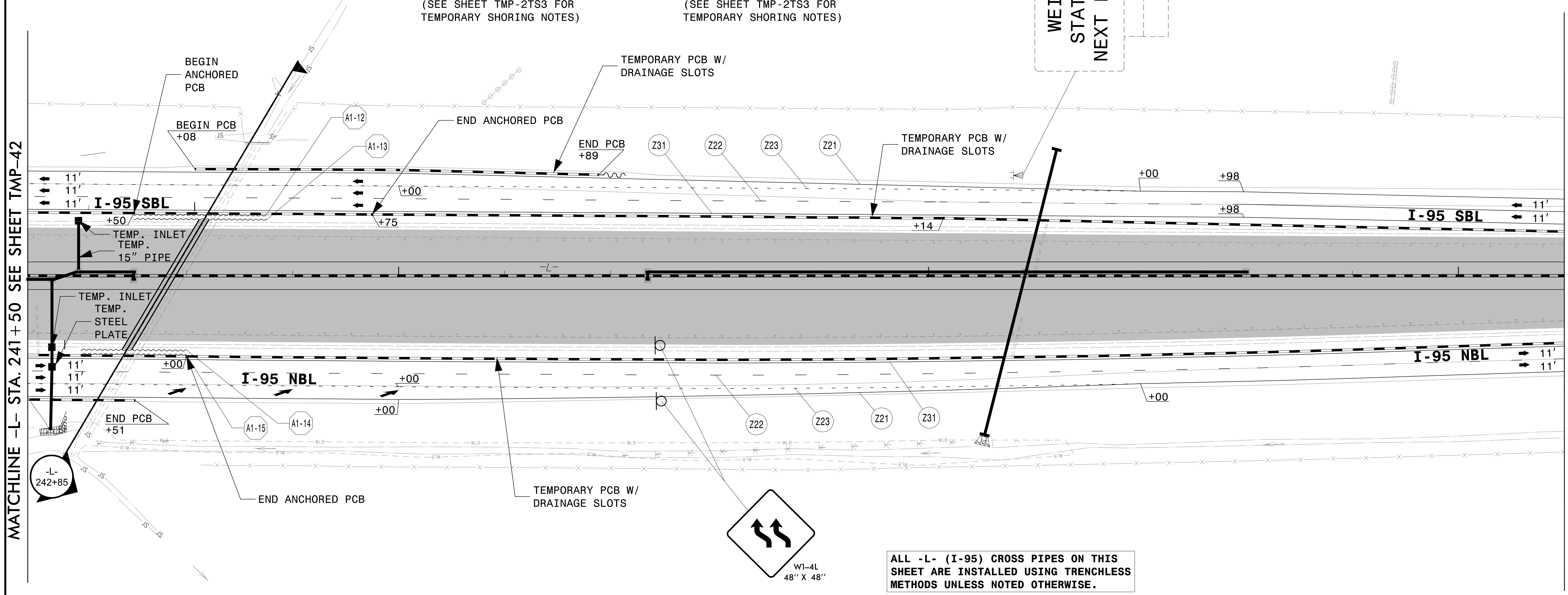


A1-12 QUANTITY = 1,625 SF  
 TEMPORARY SHORING  
 FROM -L- STA. 242+50.00, 58.12'  
 TO -L- STA. 243+75.00, 57.38'  
 (SEE SHEET TMP-2TS3 FOR  
 TEMPORARY SHORING NOTES)

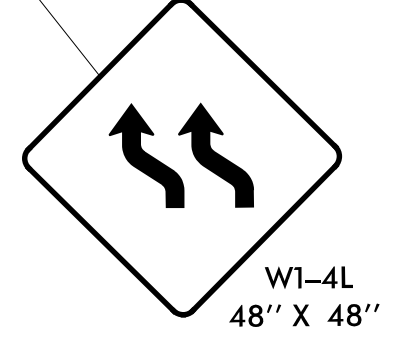
A1-13 QUANTITY = 1,625 SF  
 TEMPORARY SHORING  
 FROM -L- STA. 242+50.00, 53.12'  
 TO -L- STA. 243+75.00, 52.38'  
 (SEE SHEET TMP-2TS3 FOR  
 TEMPORARY SHORING NOTES)

WEIGH  
 STATION  
 NEXT RIGHT



MATCHLINE -L- STA. 241 + 50 SEE SHEET TMP-42

MATCHLINE -L- STA. 256 + 00 SEE SHEET TMP-44



ALL -L- (I-95) CROSS PIPES ON THIS SHEET ARE INSTALLED USING TRENCHLESS METHODS UNLESS NOTED OTHERWISE.

A1-14 QUANTITY = 1,300 SF  
 TEMPORARY SHORING  
 FROM -L- STA. 242+00.00, 69.15'  
 TO -L- STA. 243+00.00, 70.04'  
 (SEE SHEET TMP-2TS3 FOR  
 TEMPORARY SHORING NOTES)


A1-15 QUANTITY = 1,300 SF  
 TEMPORARY SHORING  
 FROM -L- STA. 242+00.00, 74.15'  
 TO -L- STA. 243+00.00, 75.04'  
 (SEE SHEET TMP-2TS3 FOR  
 TEMPORARY SHORING NOTES)

4/26/2022 R:\TrafficControl\TCP\B987a\_tcp\_secd\_phase\_2\_psh043.dgn User:jtownsend



APPROVED: \_\_\_\_\_  
 DATE: \_\_\_\_\_

**DOCUMENT NOT CONSIDERED FINAL  
 UNLESS ALL SIGNATURES COMPLETED**



TEMPORARY TRAFFIC CONTROL  
 PHASE II DETAIL