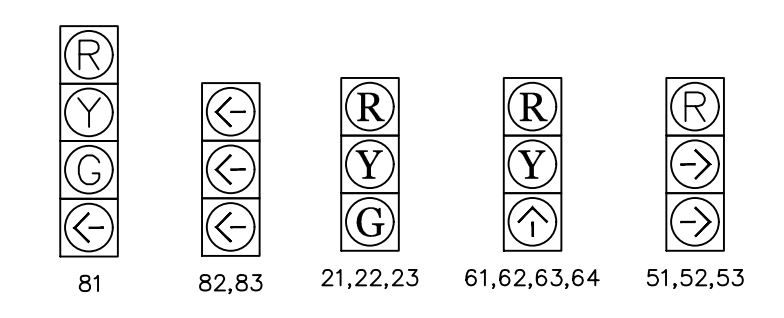


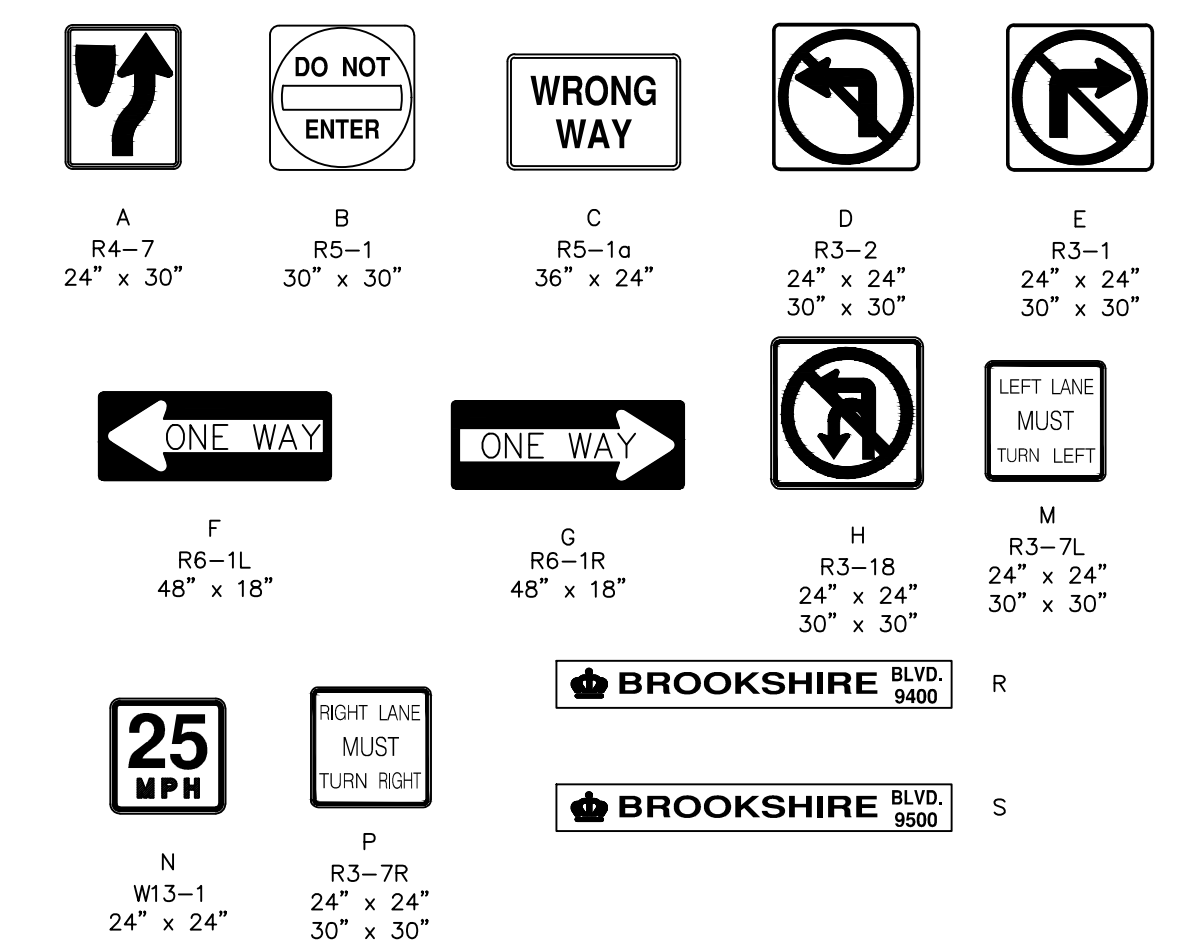
METAL STRAIN POLE LOADING SCHEDULE

LOADING SYMBOL	DESCRIPTION	AREA	SIZE	WEIGHT
	SIGNAL HEAD 12"-4 SECTION-WITH HANGER AND BALANCE ADJUSTER	16.3 S.F.	25.5" W X 66.0" L	69 LBS
	SIGNAL HEAD 12"-3 SECTION-WITH HANGER AND BALANCE ADJUSTER	9.3 S.F.	25.5" W X 52.5" L	56 LBS
	SIGN WITH HANGER AND BALANCE ADJUSTER	5.0 S.F.	24.0" W X 30.0" L	11 LBS
	STREET NAME SIGN WITH HANGER AND BALANCE ADJUSTER	12.0 S.F.	18.0" W X 96.0" L	27 LBS

SIGNAL HEAD ID



SIGN ID



PROJECT REFERENCE NO.

I-5973

SHEET NO.

SIG. 2.8

Plans Prepared By:

Kimley»Horn
421 FAVETTEVALE STREET, SUITE 600
RALEIGH, NORTH CAROLINA, 27601
PHONE: 919-677-2000


DESCRIPTION

BY

DATE

NO.

DOCUMENT NOT CONSIDERED FINAL UNTIL SIGNATURES COMPLETED



DocuSigned by:
SJPH 2/16/2022
1037ASB8ED816437

00895
SIGNAL NO.

10-1846
NC DOT ID NO.

SLP
PREPARED BY

9/2021
DATE

**BROOKSHIRE BLVD. @
I-485 OUTER RAMP**

**METAL POLE
DETAILS**

SHEET
SIG2.8

OF
SIG2.8