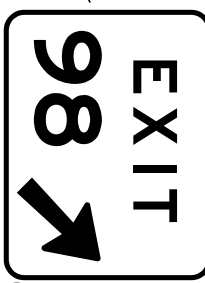
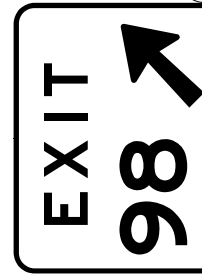


BREAKLINE - SEE SHEET SIGN-5

SEE NOTES 1 & 3
6'-6" x 5'
715



6'-6" x 5'
716
SEE NOTES 1 & 3



SEE NOTE 2 & 3
8' x 2'-6"

709A

EXIT 98

Selma



709B

8'-6" x 6'

SEE NOTE 2 & 3

SEE NOTE 2 & 3
8' x 2'-6"

710A

EXIT 98

Selma

1/4 MILE

710B

8'-6" x 5'

SEE NOTE 1 & 3

711
Welcome To
SELMA
ANTIQUE CENTER
7'-6" x 4'

SEE NOTES 2 & 3


BREAKLINE - SEE SHEET SIGN-7

PROJECT NOTES

1. SIGN ERECTION, TYPE A (GROUND MOUNTED)
2. SIGN ERECTION, TYPE B (GROUND MOUNTED)
3. DISPOSAL OF SIGN, A OR B (GROUND MOUNTED)

I-95 JOHNSTON COUNTY
PROPOSED SIGNING
MILEMARKER 98.1 TO MILEMARKER 98.3

APPROVED: *Ayman Alqudwa*
DATE: 08/16/2022



DOCUMENT NOT CONSIDERED FINAL
UNLESS ALL SIGNATURES COMPLETED