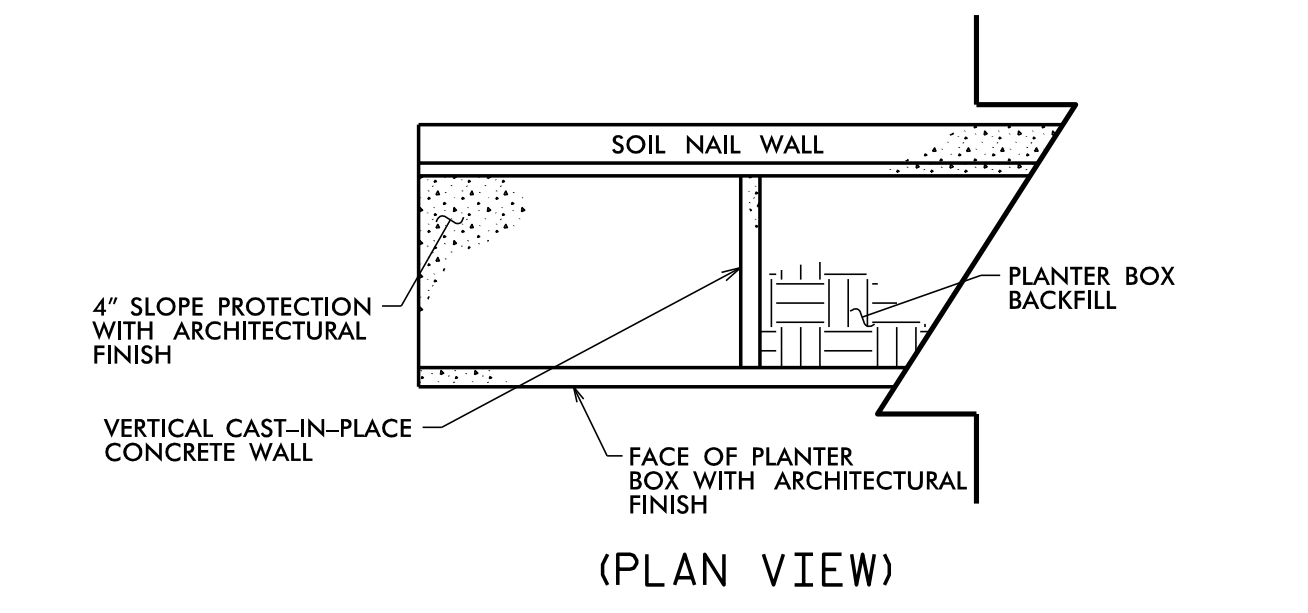
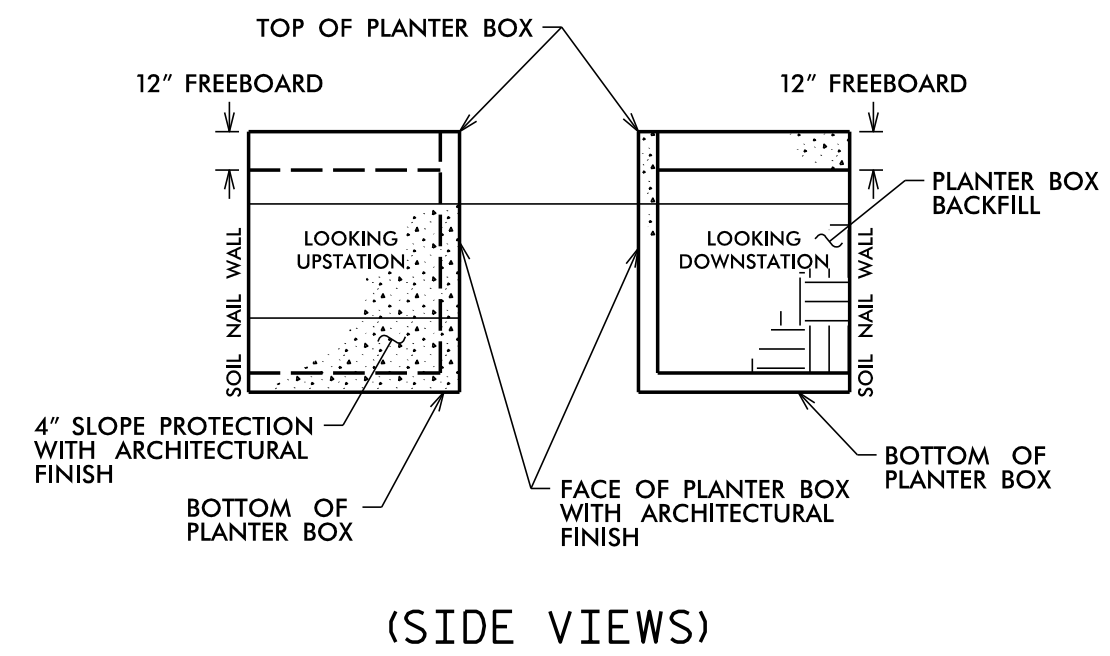
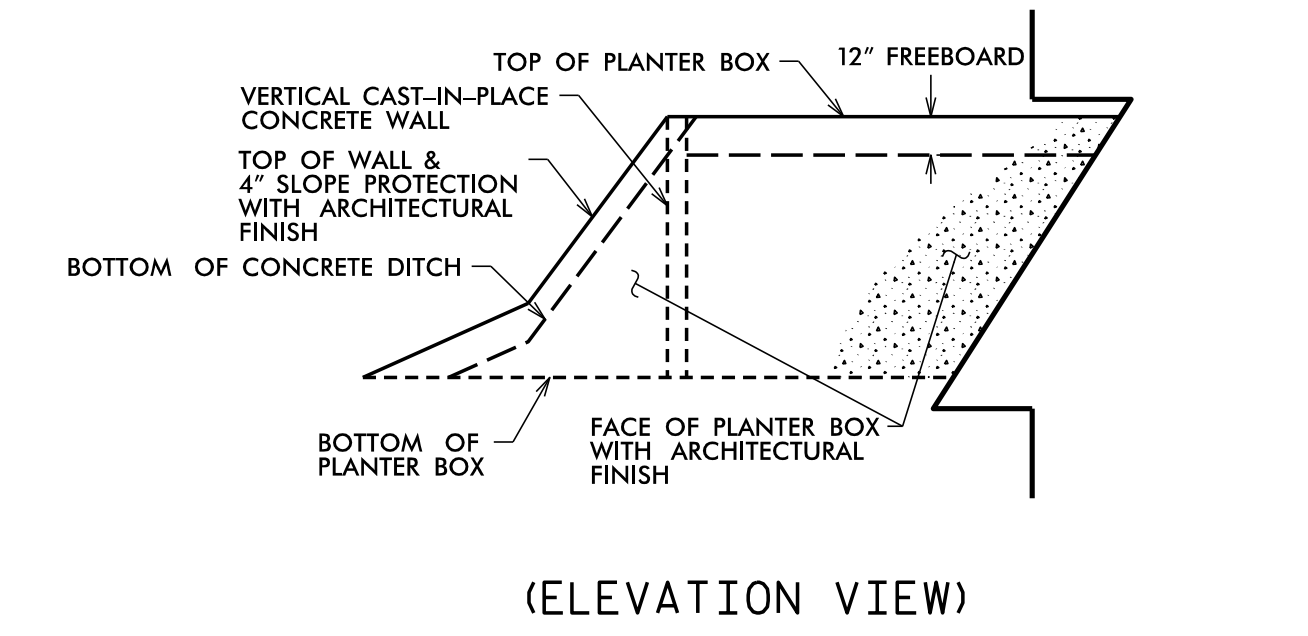


SOIL NAIL WALL - TYPICAL SECTION
 *SEE CONCRETE DITCH BEHIND WALL DETAILS.
 **SEE PLANS FOR FINISHED GRADE.

GEOTECHNICAL ENGINEER Robert E. Kral	ENGINEER _____ DATE
DocuSigned by: 7/14/2022	SIGNATURE DATE
DOCUMENT NOT CONSIDERED FINAL UNLESS ALL SIGNATURES COMPLETED	



VERTICAL CAST-IN-PLACE CONCRETE WALL & SLOPE PROTECTION DETAIL
 NOT TO SCALE
 STA. -L- 376+65.00 TO 376+73.59 (TIER 1) AND 377+78.29 TO 378+07.86 (TIER 2)

PERMANENT EASEMENT

PROJECT NO.: A-0009CB
 GRAHAM COUNTY
 RETAINING WALL #19A: -L- 376+65, 45'-56' LT TO 380+50, 48.5'-70.5' LT
 RETAINING WALL #19B: -L- 382+30, 48.5'-70.5' LT TO 408+04, 33.5' LT
 SHEET 8 OF 11

PREPARED BY: R. KRAL	DATE: 7/13/2022
REVIEWED BY: M. BREWER	DATE: 7/13/2022

Prepared in the Office of:

CAROLINAS GEOTECHNICAL GROUP
 2400 CROWNPOINT EXECUTIVE DRIVE
 SUITE 800
 CHARLOTTE, NC 28227
 (980) 339-8684

NORTH CAROLINA DEPARTMENT OF TRANSPORTATION DIVISION OF HIGHWAYS
GEOTECHNICAL ENGINEERING UNIT

REVISIONS						SHEET NO.
NO.	BY	DATE	NO.	BY	DATE	
1			3			W19-8
2			4			