
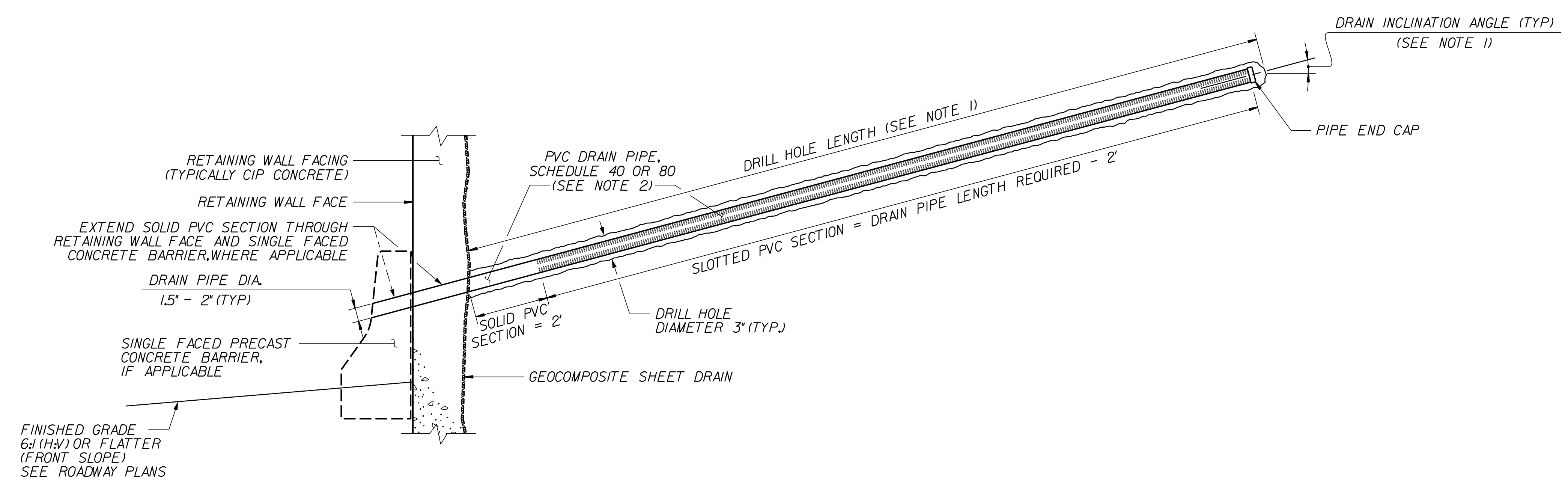
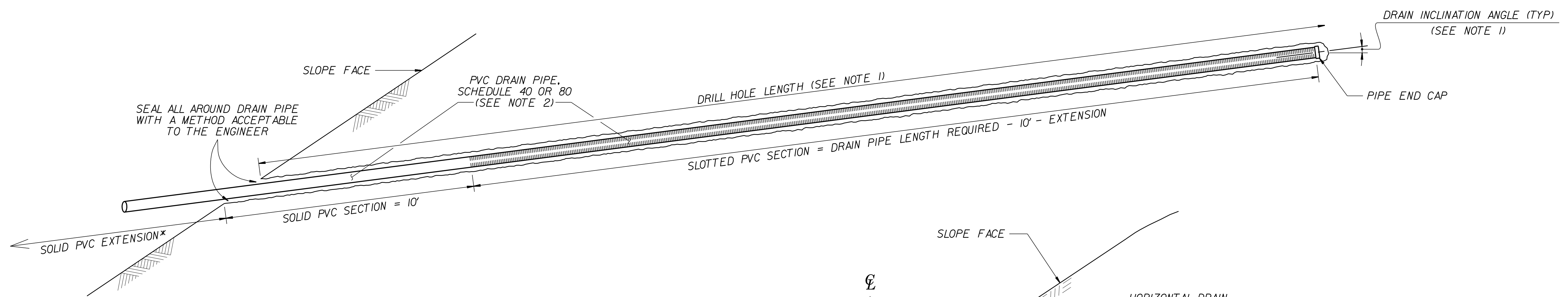


GEOTECHNICAL ENGINEER  SEAL 042642 ROBERT E. KRAL	ENGINEER    DATE: 06/08/2022 SIGNATURE: _____ DATE: _____
DOCUMENT NOT CONSIDERED FINAL UNLESS ALL SIGNATURES COMPLETED	



**RETAINING WALL HORIZONTAL DRAIN**



**SLOPE HORIZONTAL DRAIN**

\*EXTEND SOLID PVC SECTION TO CONNECT PIPE TO A DRAINAGE SYSTEM OR DISCHARGE WATER AS DIRECTED

**EXAMPLE CROSS-SECTION WITH SLOPE HORIZONTAL DRAIN**  
 \*SEE NOTE 1 FOR DRAIN ELEVATIONS ABOVE (OR BELOW) GRADE

**NOTES:**

- SEE ROADWAY SUMMARY SHEETS FOR APPROXIMATE KNOWN HORIZONTAL DRAIN LOCATIONS, ELEVATIONS, INCLINATION AND LENGTHS. ADDITIONAL DRAINS MAY BE REQUIRED AS DETERMINED BY THE ENGINEER.
- DRAIN PIPES MAY BE OMITTED FOR SOME HORIZONTAL DRAINS. SEE ROADWAY SUMMARY SHEETS FOR DRAIN PIPE REQUIREMENTS INCLUDING THOSE DRAINS WITHOUT PIPES.
- FOR HORIZONTAL DRAINS, SEE HORIZONTAL DRAINS SPECIAL PROVISION (GT-12).


PROJECT NO.: A-0009CB  
 GRAHAM COUNTY  
 RETAINING WALL #13: -L- 344+69, 36' LT TO 346+76, 22' LT  
 RETAINING WALL #14: -L- 347+95, 22' LT TO 350+64, 22' LT  
 SHEET 4 OF 4

PREPARED BY: R. KRAL	DATE: 6/2/2022
REVIEWED BY: M. BREWER	DATE: 6/2/2022

Prepared in the Office of:



**CAROLINAS GEOTECHNICAL GROUP**  
 2400 CROWNPOINT EXECUTIVE DRIVE  
 SUITE 800  
 CHARLOTTE, NC 28227  
 (980) 339-8684



**NORTH CAROLINA DEPARTMENT OF TRANSPORTATION DIVISION OF HIGHWAYS**

**GEOTECHNICAL ENGINEERING UNIT**

REVISIONS						SHEET NO.
NO.	BY	DATE	NO.	BY	DATE	
1			3			W13-4
2			4			