DocuSign Envelope ID: FAD6B126-9B02-4DC7-959B-A5E4452DFB53

5/14/99

PROJECT REFERENCE NO.	SHEET NO.
A-0009CB	U0-12
THIS SHEET CORRESPONDS TO RDY-30	

NAD 83/2011

UTILITIES BY OTHERS

ALL PROPOSED UTILITY WORK SHOWN ON THIS SHEET WILL BE DONE BY OTHERS. NO PAYMENT WILL BE MADE TO THE CONTRACTOR FOR PROPOSED UTILITY WORK SHOWN ON THIS SHEET.

-L- CURVE DATA

PI Sta 355+57.79	PI Sta 360+98.29
Δ = 21° 26' 13.1" (LT)	Δ = 31° 53' 08.6" (RT)
D = 7° 32' 20.1"	D = 7° 32' 20.1"
L = 284.35'	L = 422.95'
T = 143.86'	T = 217.11'
R = 760.00'	R = 760.00'
SE = 0.08	DS = 50 MPH
DS = 50 MPH	SE = 0.08

DETAIL 30A
TOE PROTECTION
(Not to Scale)

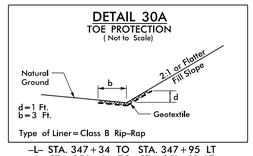

Type of Liner = Class B Rip-Rap

-L- STA. 347+34 TO STA. 347+95 LT
-L- STA. 350+64 TO STA. 351+10 LT
-L- STA. 351+72 TO STA. 352+25 LT

DETAIL 30B
FALSE SUMP
(Not to Scale)

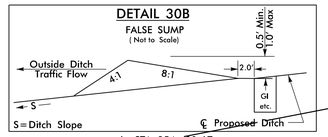

-L- STA. 354+00 LT

DETAIL 30C
CONCRETE DITCH BEHIND RETAINING WALL
(Not to Scale)

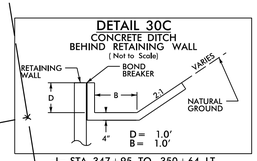

-L- STA. 347+95 TO 350+64 LT
-L- STA. 352+29 TO 361+00 LT
(SEE WALL ENVELOPES FOR DITCH GRADE)

DETAIL 30D
CONCRETE 'V' DITCH
(Not to Scale)

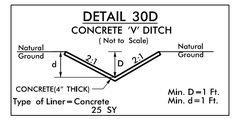

Type of Liner = Concrete
25 SY

-L- STA. 351+78 TO 352+29 LT
(SEE XSC FOR DITCH GRADE)

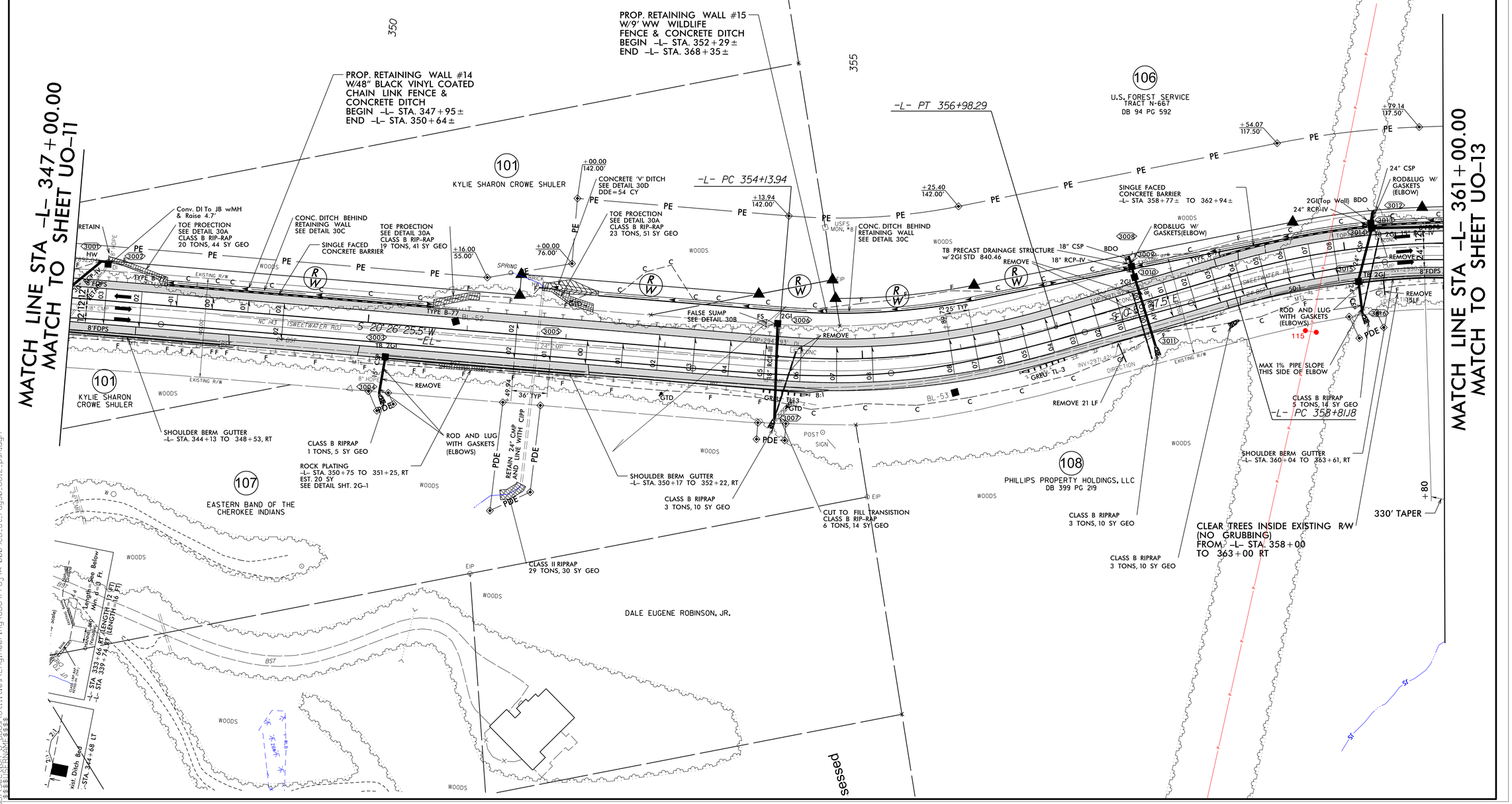

02-JUN-2022 22:54
Section B_UBOs\Utilities\Engineering\UBO\Proj\A-0009CB_ut_rdy30_U012_psh.dgn
$$$$USERNAME$$$$