

NOTES

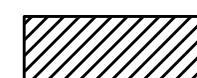

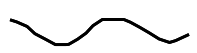
REPAIR LOCATIONS AND ESTIMATE OF QUANTITIES ARE GIVEN BASED ON THE BEST INFORMATION AVAILABLE. IF ADDITIONAL REPAIRS NOT SHOWN ON THE DRAWINGS ARE DEEMED NECESSARY BY THE ENGINEER, THE ENGINEER SHALL NOTE ON THE DRAWINGS THE APPROXIMATE LOCATION AND DESCRIPTION OF THE REPAIRS AND ENTER THE ACTUAL QUANTITIES INTO THE AS-BUILT REPAIR QUANTITY TABLE.


SHOTCRETE REPAIRS MAYBE SUBSTITUTED IN LIEU OF CONCRETE REPAIRS WITH THE APPROVAL OF THE ENGINEER.

FOR SHOTCRETE REPAIRS, SEE SPECIAL PROVISIONS.

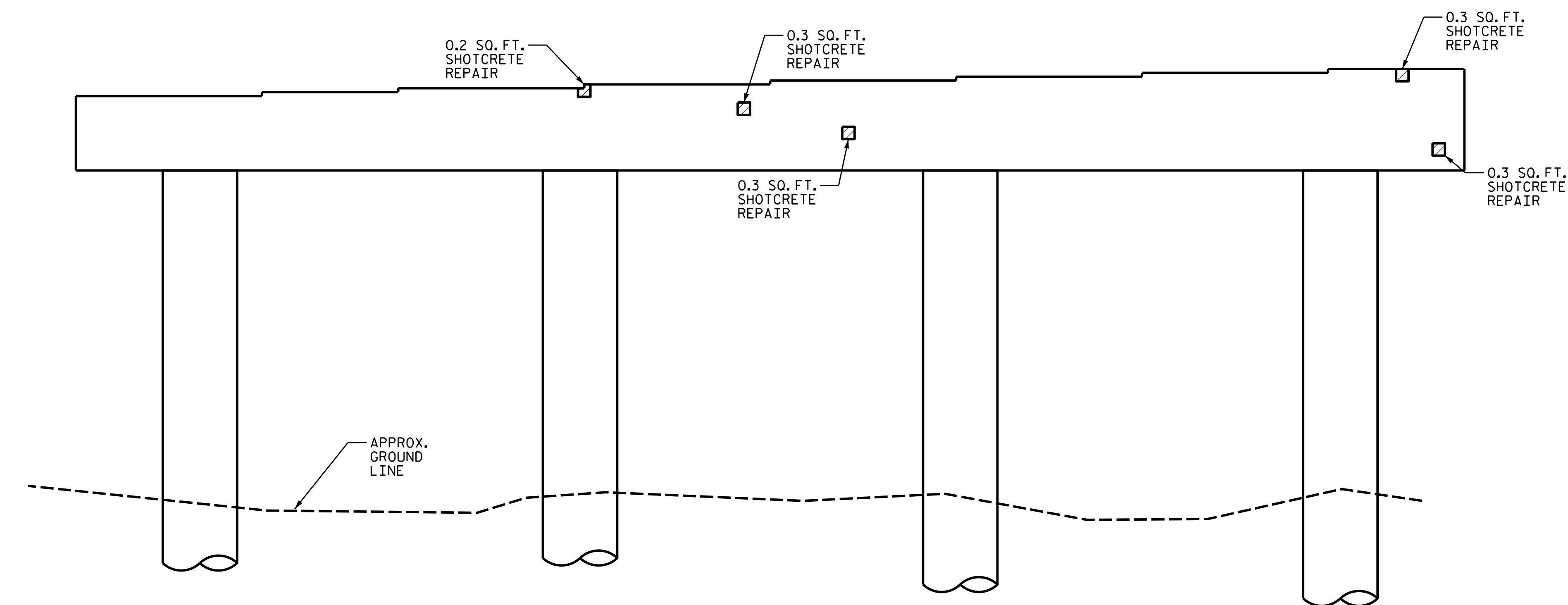
FOR CONCRETE REPAIRS, SEE SPECIAL PROVISIONS.

FOR EPOXY RESIN INJECTION, SEE SPECIAL PROVISIONS.

-  SHOTCRETE REPAIR
-  CONCRETE REPAIR
-  EPOXY RESIN INJECTION - ERI




TOP OF CAP



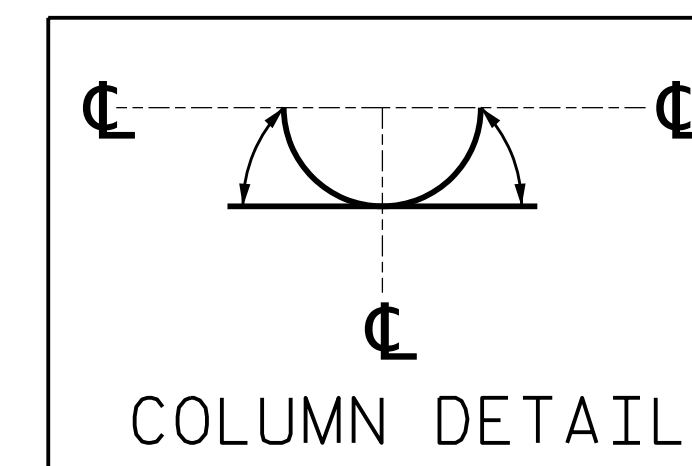
ELEVATION

BENT 2

SPAN B | SPAN C



END VIEW




COLUMN DETAIL

AS-BUILT REPAIR QUANTITY TABLE				
BENT 2 SPAN B FACE	QUANTITIES			
	ESTIMATE		ACTUAL	
SHOTCRETE REPAIRS	AREA SQ. FT.	VOLUME CU. FT.	AREA SQ. FT.	VOLUME CU. FT.
CAP	1.4	0.7		
COLUMN	0.0	0.0		
CONCRETE REPAIRS	AREA SQ. FT.	VOLUME CU. FT.	AREA SQ. FT.	VOLUME CU. FT.
CAP	0.0	0.0		
COLUMN	0.0	0.0		
EPOXY RESIN INJECTION		LIN. FT.		LIN. FT.
CAP		0.0		
COLUMN		0.0		
EPOXY COATING		AREA SF		AREA SF
TOP OF BENT CAP		177.0		0.0

VALUES IN CHART REPRESENT ESTIMATED REPAIR TOTALS AFTER REMOVAL OF UNSOUND CONCRETE, MINIMUM OF 1" BEHIND REBAR AND MINIMUM 2" CLEARANCE TO SAWCUT. SEE "TYPICAL CAP AND COLUMN REPAIR DETAILS" SHEET.

DRAWN BY : C. RUIZ DATE : 09/2020
 CHECKED BY : H.A. LOCKLEAR DATE : 04/2022



PROJECT NO. I-5950
 DAVIDSON COUNTY
 BRIDGE NO. 280171

SHEET 1 OF 2

STATE OF NORTH CAROLINA
 DEPARTMENT OF TRANSPORTATION
 RALEIGH

BENT 2
 SPAN B FACE

NO.	REVISIONS			SHEET NO.
	BY:	DATE:	NO.	
1			3	S9-12
2			4	TOTAL SHEETS 15

DOCUMENT NOT CONSIDERED FINAL UNLESS ALL SIGNATURES COMPLETED