

AS-BUILT REPAIR QUANTITY TABLE

DECK UNDERSIDE REPAIRS SPAN A	QUANTITIES			
	ESTIMATE		ACTUAL	
SHOTCRETE REPAIRS	AREA SF	VOLUME CF	AREA SF	VOLUME CF
UNDERSIDE OF DECK	0	0		
CONCRETE DIAPHRAGM	0	0		
OVERHANG	0	0		
CONCRETE REPAIRS	AREA SF	VOLUME CF	AREA SF	VOLUME CF
UNDERSIDE OF DECK	0	0		
CONCRETE DIAPHRAGM	0	0		
OVERHANG	0	0		
EPOXY RESIN INJECTION		LIN. FT.		LIN. FT.
UNDERSIDE OF DECK				
CONCRETE DIAPHRAGM				
OVERHANG				

VALUES IN CHART REPRESENT ESTIMATED REPAIR TOTALS AFTER REMOVAL OF UNSOUND CONCRETE, MIN. OF 1" BEHIND REBAR AND MIN. 2" CLEAR TO SAWCUT. SEE REPAIR DETAILS.

NOTES

REPAIR LOCATIONS AND ESTIMATE OF QUANTITIES ARE GIVEN BASED ON THE BEST INFORMATION AVAILABLE. IF ADDITIONAL REPAIRS NOT SHOWN ON THE DRAWINGS ARE DEEMED NECESSARY BY THE ENGINEER, THE ENGINEER SHALL NOTE ON THE DRAWINGS THE APPROXIMATE LOCATION AND DESCRIPTION OF THE REPAIRS AND ENTER THE ACTUAL QUANTITIES INTO THE AS-BUILT REPAIR QUANTITY TABLE.

CONTRACTOR SHALL SAW CUT TO A NOMINAL DEPTH OF 1/2" BUT REINFORCING STEEL SHALL NOT BE DAMAGED.

CONTRACTOR SHALL REMOVE SURFACE CONCRETE TO VERIFY THAT SAWCUT DEPTH WILL NOT DAMAGE EXISTING REINFORCING STEEL.

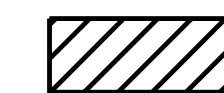
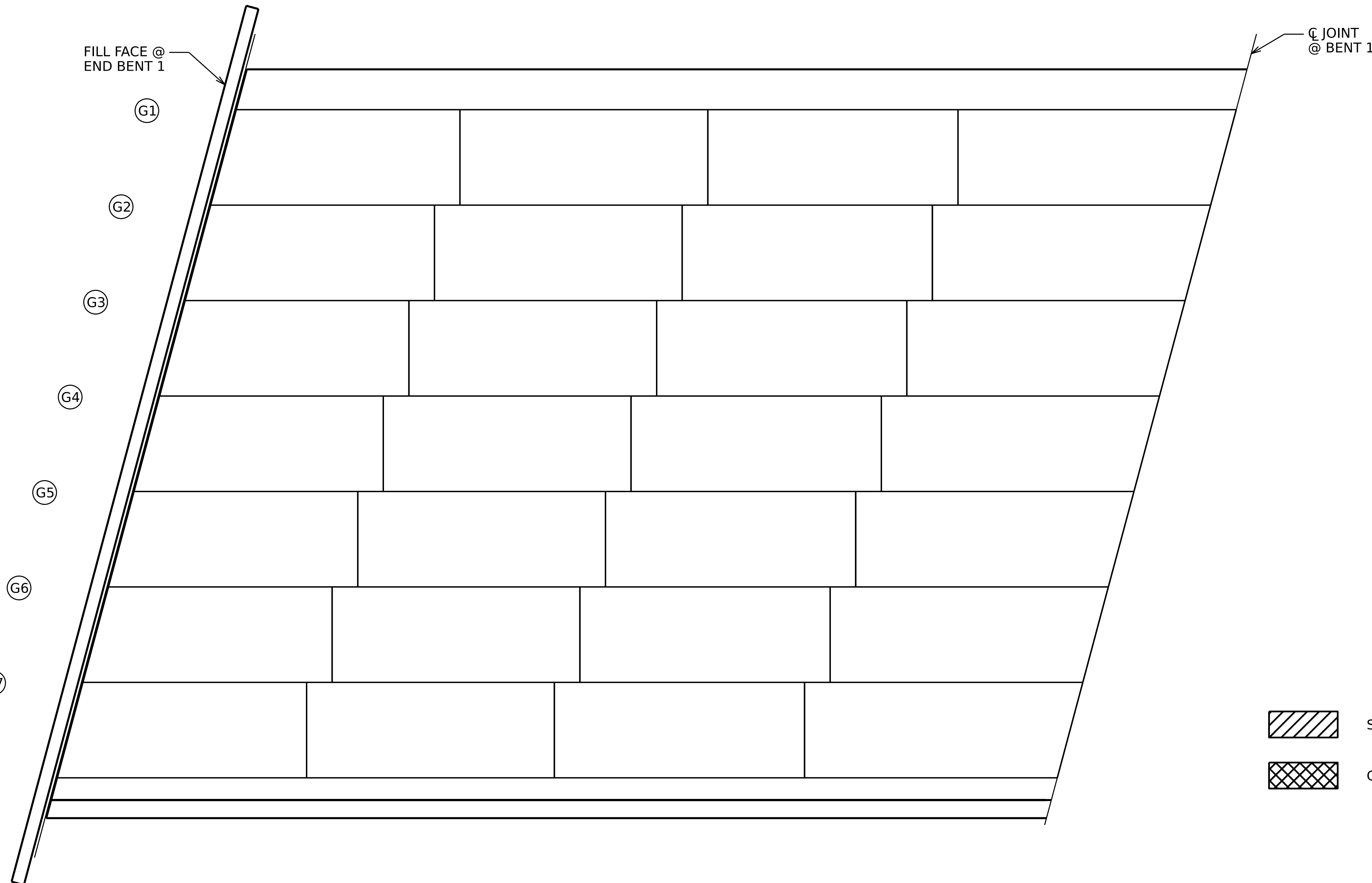
SHOTCRETE REPAIRS MAYBE SUBSTITUTED IN LIEU OF CONCRETE REPAIRS WITH THE APPROVAL OF THE ENGINEER.

FOR UNDERSIDE OF DECK REPAIRS, SEE "OVERHANG, DIAPHRAGM AND BRIDGE RAIL REPAIR DETAILS" SHEET.

FOR SHOTCRETE REPAIRS, SEE SPECIAL PROVISIONS.

FOR CONCRETE REPAIRS, SEE SPECIAL PROVISIONS.

FOR EPOXY RESIN INJECTION, SEE SPECIAL PROVISIONS.



SHOTCRETE REPAIR AREA




CONCRETE REPAIR AREA

SPAN A

PROJECT NO. **I-5950**
DAVIDSON COUNTY
 BRIDGE NO. **280154**

SHEET 1 OF 3



STATE OF NORTH CAROLINA
 DEPARTMENT OF TRANSPORTATION
 RALEIGH

**DECK UNDERSIDE REPAIR
 SPAN A**

DRAWN BY : E. BAYISSA DATE : 09/2021
 CHECKED BY : A. SORSENGINH DATE : 04/2022

DOCUMENT NOT CONSIDERED
 FINAL UNLESS ALL
 SIGNATURES COMPLETED

REVISIONS						SHEET NO.
NO.	BY:	DATE:	NO.	BY:	DATE:	
1			3			S6-06
2			4			TOTAL SHEETS 15