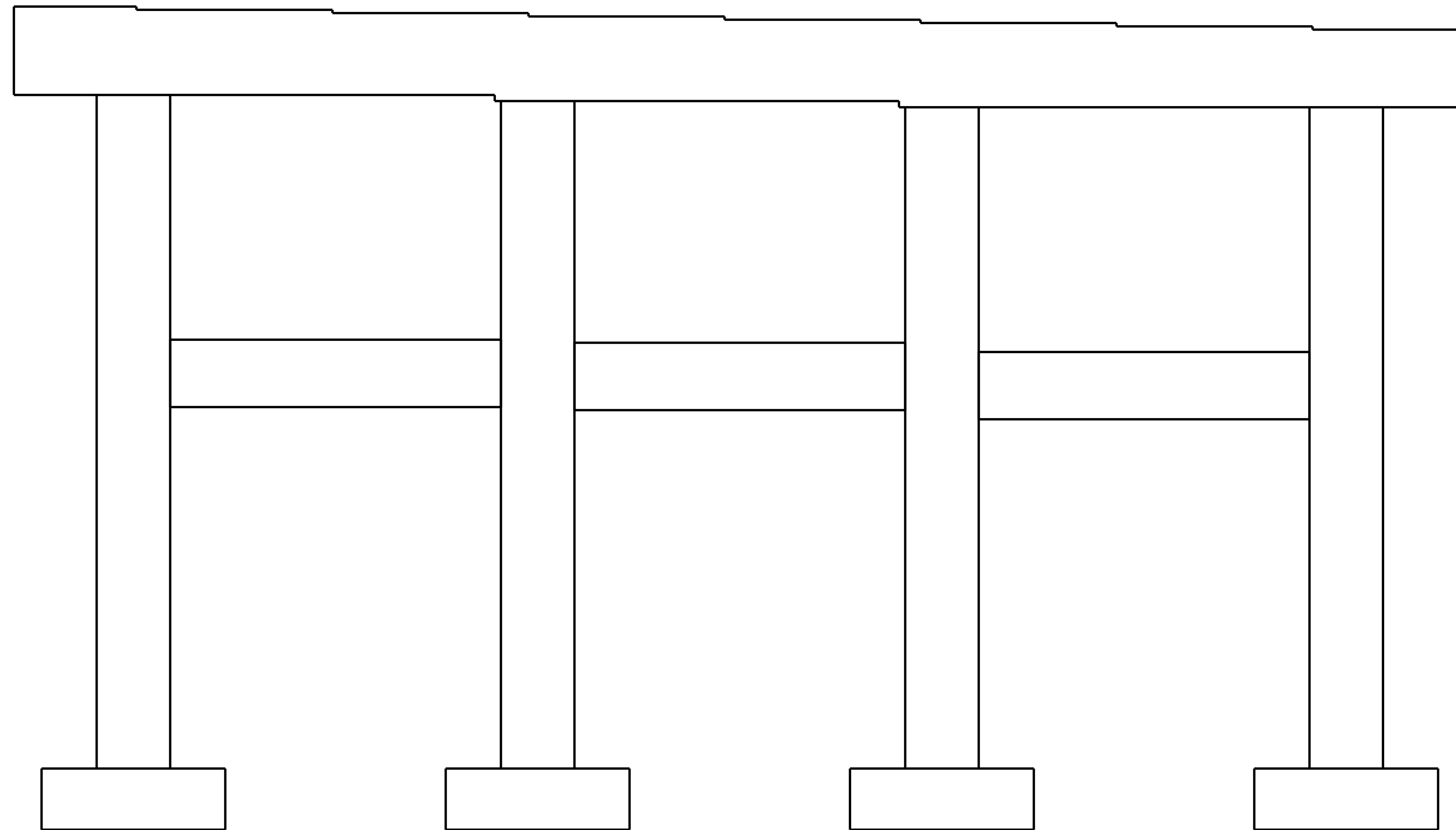
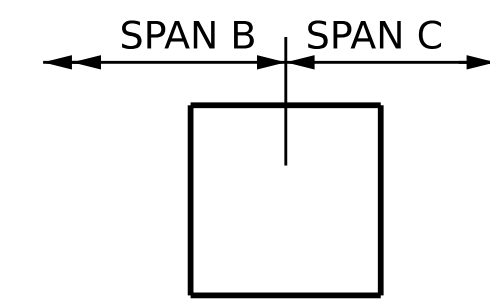



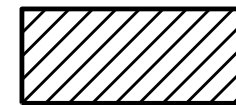

PLAN - TOP OF CAP

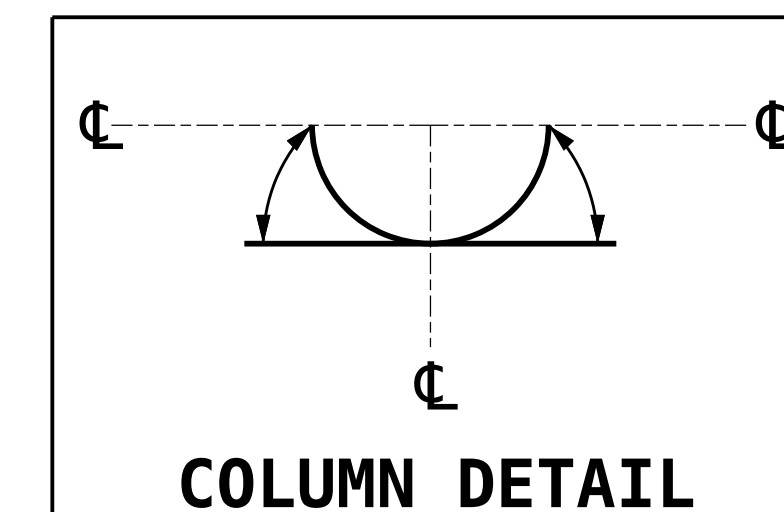


ELEVATION



END VIEW

-  CONCRETE REPAIR AREA
-  SHOTCRETE REPAIR AREA
-  EPOXY RESIN INJECTION (ERI)



COLUMN DETAIL

| AS-BUILT REPAIR QUANTITY TABLE | | | | |
|--------------------------------|--------------|----------------|--------------|----------------|
| BENT 2 SPAN B FACE | QUANTITIES | | | |
| | ESTIMATE | | ACTUAL | |
| SHOTCRETE REPAIRS | AREA SQ. FT. | VOLUME CU. FT. | AREA SQ. FT. | VOLUME CU. FT. |
| CAP | 0.0 | 0.0 | | |
| COLUMN | 0.0 | 0.0 | | |
| CONCRETE REPAIRS | AREA SQ. FT. | VOLUME CU. FT. | AREA SQ. FT. | VOLUME CU. FT. |
| CAP | 0.0 | 0.0 | | |
| COLUMN | 0.0 | 0.0 | | |
| EPOXY RESIN INJECTION | LIN. FT. | | LIN. FT. | |
| CAP | 0.0 | | | |
| COLUMN | 0.0 | | | |
| EPOXY COATING | SQ. FT. | | SQ. FT. | |
| TOP OF BENT CAP | 187.6 | | | |
| TOP OF STRUT | 111.4 | | | |

VALUES IN CHART REPRESENT ESTIMATED REPAIR TOTALS AFTER REMOVAL OF UNSOUND CONCRETE, MINIMUM OF 1" BEHIND REBAR AND MINIMUM OF 2" CLEARANCE TO SAWCUT.

NOTES:

REPAIR LOCATIONS AND ESTIMATE OF QUANTITIES ARE BASED ON THE BEST INFORMATION AVAILABLE. IF ADDITIONAL REPAIRS NOT SHOWN ON THE DRAWINGS ARE DEEMED NECESSARY BY THE ENGINEER, THE ENGINEER WILL NOTE ON THE DRAWINGS THE APPROXIMATE LOCATIONS AND DESCRIPTION OF THE REPAIRS AND ENTER THE ACTUAL QUANTITIES INTO THE AS-BUILT REPAIR QUANTITY TABLE.

CLEAN AND REMOVE DEBRIS FROM THE TOP OF THE CAP AND APPLY EPOXY PROTECTIVE COATING. EPOXY COATING SHALL BE APPLIED TO THE TOP SURFACE OF THE CAP. THE CONTRACTOR SHALL NOT COAT THE AREA OF THE CAP BENEATH THE MASONRY PLATES. FOR EPOXY COATING, SEE SPECIAL PROVISIONS.

SHOTCRETE REPAIRS MAY BE REPLACED WITH CONCRETE REPAIRS WITH THE APPROVAL OF THE ENGINEER.

FOR CAP AND COLUMN REPAIR DETAILS, SEE "TYPICAL CAP AND COLUMN REPAIR DETAILS" SHEET.


FOR SHOTCRETE REPAIRS, SEE SPECIAL PROVISIONS.

FOR CONCRETE REPAIRS, SEE SPECIAL PROVISIONS.

FOR EPOXY RESIN INJECTION, SEE SPECIAL PROVISIONS.

PROJECT NO. **I-5950**
DAVIDSON COUNTY
 BRIDGE NO. **280147**

SHEET 1 OF 2



STATE OF NORTH CAROLINA
 DEPARTMENT OF TRANSPORTATION
 RALEIGH

**SUBSTRUCTURE REPAIR
 BENT 2
 SPAN B FACE**

| REVISIONS | | | | | | SHEET NO. |
|-----------|-----|-------|-----|-----|-------|--------------|
| NO. | BY: | DATE: | NO. | BY: | DATE: | S4-12 |
| 1 | | | 3 | | | TOTAL SHEETS |
| 2 | | | 4 | | | 14 |

DOCUMENT NOT CONSIDERED FINAL UNLESS ALL SIGNATURES COMPLETED

DRAWN BY : M. G. SHAIKH DATE : 09/2021
 CHECKED BY : E. BAYISSA DATE : 03/2022