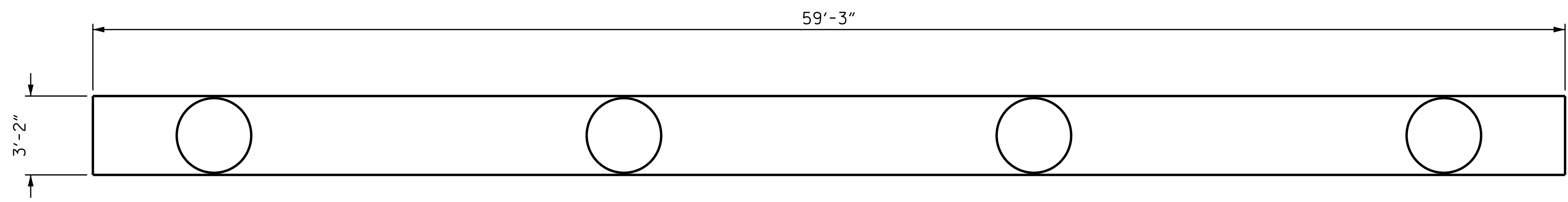
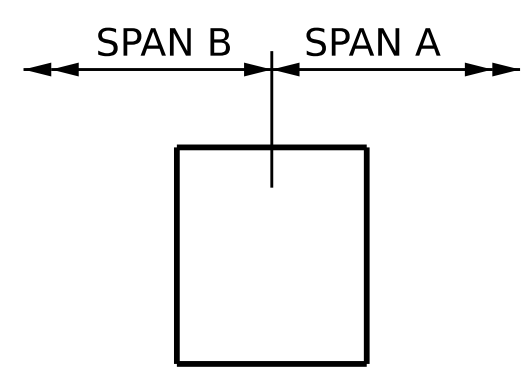


AS-BUILT REPAIR QUANTITY TABLE				
BENT 1 SPAN B FACE	QUANTITIES			
	ESTIMATE		ACTUAL	
SHOTCRETE REPAIRS	AREA SQ. FT.	VOLUME CU. FT.	AREA SQ. FT.	VOLUME CU. FT.
CAP	0.0	0.0		
COLUMN	0.0	0.0		
CONCRETE REPAIRS	AREA SQ. FT.	VOLUME CU. FT.	AREA SQ. FT.	VOLUME CU. FT.
CAP	0.0	0.0		
COLUMN	0.0	0.0		
EPOXY RESIN INJECTION		LIN. FT.		LIN. FT.
CAP		0.0		
COLUMN		0.0		

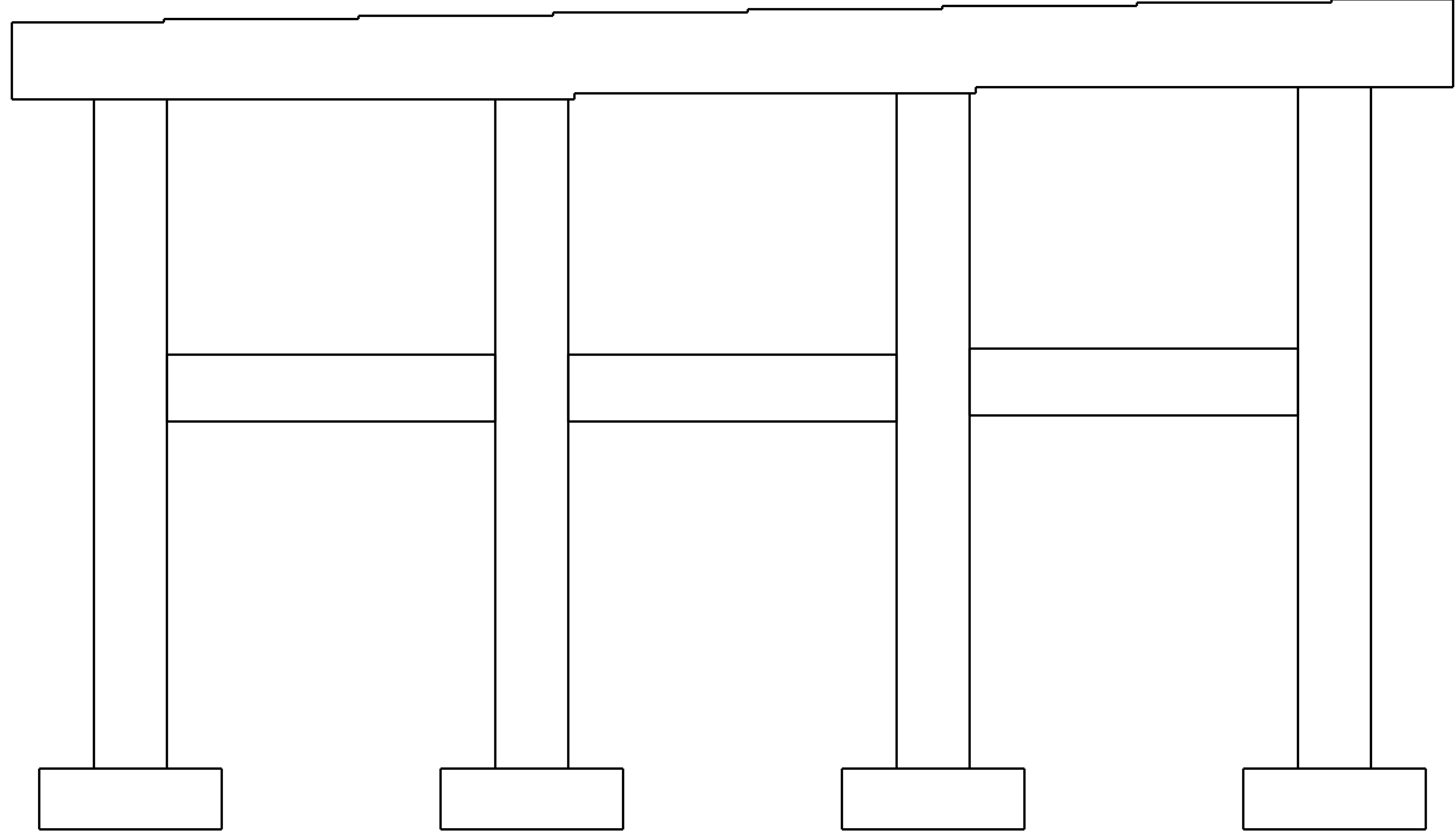
VALUES IN CHART REPRESENT ESTIMATED REPAIR TOTALS AFTER REMOVAL OF UNSOUND CONCRETE, MINIMUM OF 1" BEHIND REBAR AND MINIMUM OF 2" CLEARANCE TO SAWCUT.



PLAN - BOTTOM OF CAP



END VIEW

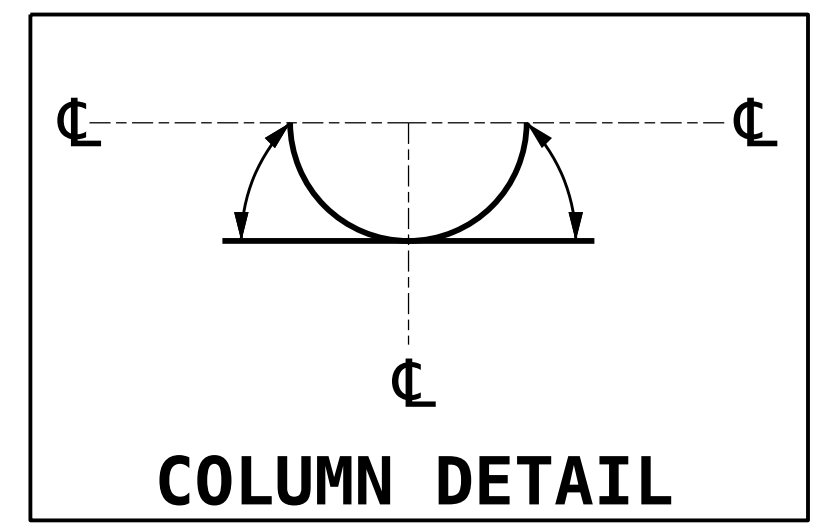


ELEVATION

NOTES:
 REPAIR LOCATIONS AND ESTIMATE OF QUANTITIES ARE BASED ON THE BEST INFORMATION AVAILABLE. IF ADDITIONAL REPAIRS NOT SHOWN ON THE DRAWINGS ARE DEEMED NECESSARY BY THE ENGINEER, THE ENGINEER WILL NOTE ON THE DRAWINGS THE APPROXIMATE LOCATIONS AND DESCRIPTION OF THE REPAIRS AND ENTER THE ACTUAL QUANTITIES INTO THE AS-BUILT REPAIR QUANTITY TABLE.

SHOTCRETE REPAIRS MAY BE REPLACED WITH CONCRETE REPAIRS WITH THE APPROVAL OF THE ENGINEER.
 FOR CAP AND COLUMN REPAIR DETAILS, SEE "TYPICAL CAP AND COLUMN REPAIR DETAILS" SHEET.
 FOR SHOTCRETE REPAIRS, SEE SPECIAL PROVISIONS.
 FOR CONCRETE REPAIRS, SEE SPECIAL PROVISIONS.
 FOR EPOXY RESIN INJECTION, SEE SPECIAL PROVISIONS.


- CONCRETE REPAIR AREA
- SHOTCRETE REPAIR AREA
- EPOXY RESIN INJECTION (ERI)



COLUMN DETAIL

PROJECT NO. **I-5950**
DAVIDSON COUNTY
 BRIDGE NO. **280147**

SHEET 2 OF 2



STATE OF NORTH CAROLINA
 DEPARTMENT OF TRANSPORTATION
 RALEIGH

**SUBSTRUCTURE REPAIR
 BENT 1
 SPAN B FACE**

REVISIONS						SHEET NO. S4-11
NO.	BY:	DATE:	NO.	BY:	DATE:	
1			3			TOTAL SHEETS 14
2			4			

DOCUMENT NOT CONSIDERED FINAL UNLESS ALL SIGNATURES COMPLETED

DRAWN BY : M. G. SHAIKH DATE : 09/2021
 CHECKED BY : E. BAYISSA DATE : 03/2022