

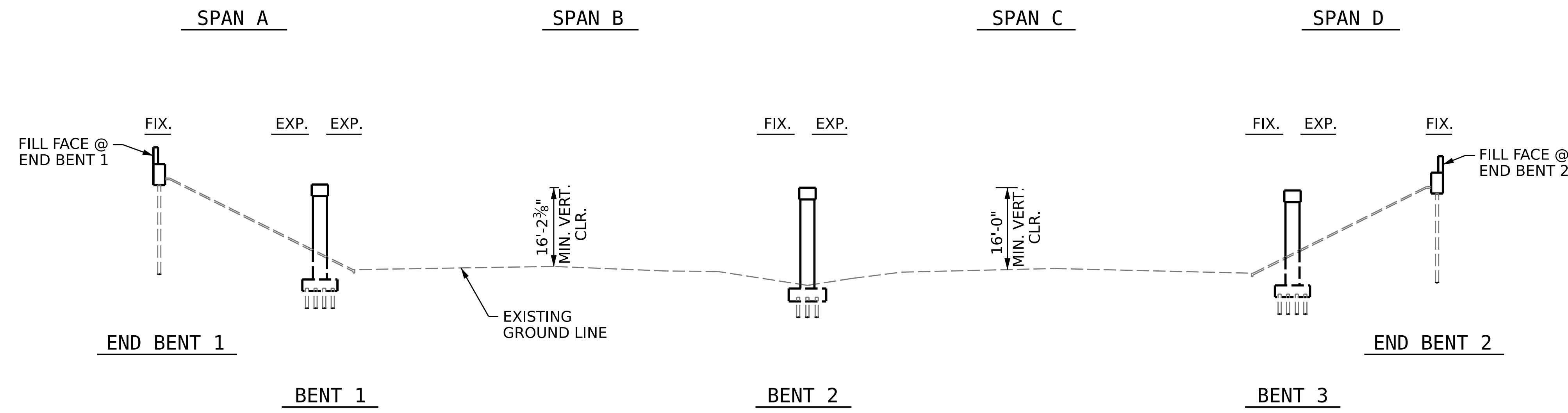
NOTE

GENERAL DRAWING INFORMATION IS TAKEN FROM THE ORIGINAL PLANS AND THE ROUTINE INSPECTION REPORT DATED 04/13/2022.

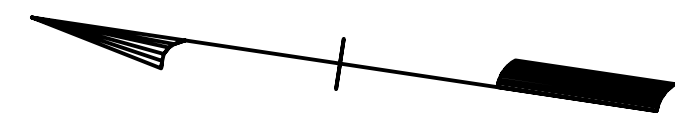
BRIDGE ORIENTATION CONFORMS TO THE EXISTING BRIDGE PLANS/ ROUTINE INSPECTION.

SCOPE OF WORK

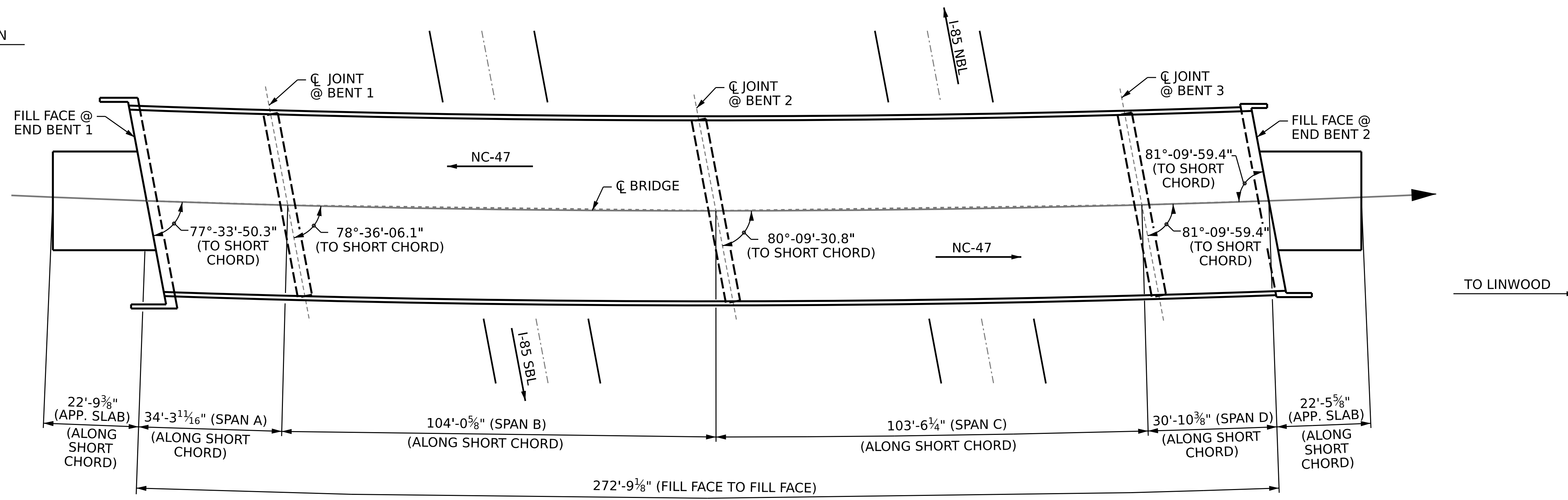
- PARTIALLY REMOVE TOP OF BRIDGE DECK CONCRETE BY SCARIFICATION AND SHOTBLASTING METHODS..
- OVERLAY PREPARED TOP OF BRIDGE DECK WITH POLYMER CONCRETE (PC).
- REMOVE EXISTING JOINT MATERIAL AND INSTALL FOAM JOINT SEALS FOR PRESERVATION.
- REMOVE EXISTING JOINT MATERIAL AND INSTALL POURABLE SILICONE JOINT SEALANT.
- GROOVE PC BRIDGE DECK.
- CLEAN AND PAINT EXISTING STEEL STRUCTURE.
- REMOVE DEBRIS FROM TOP OF EXISTING END BENT AND BENT CAPS AND APPLY EPOXY COATING.
- EPOXY RESIN INJECTION OF CONCRETE CRACKS.
- REMOVE UNSOUND CONCRETE AND PROPERLY PREPARE EXISTING END BENT AND BENT AREAS FOR SHOTCRETE AND CONCRETE REPAIRS.
- PROPERLY PREPARE SPALLED AREAS IN EXISTING END BENT AND BENTS AND PERFORM SHOTCRETE AND CONCRETE REPAIRS.



SECTION ALONG Q BRIDGE



← TO LEXINGTON



PLAN

PROJECT NO. **I-5950**



DAVIDSON COUNTY

BRIDGE NO. **280146**

SHEET 1 OF 2

STATE OF NORTH CAROLINA
DEPARTMENT OF TRANSPORTATION
RALEIGH

**GENERAL DRAWING
FOR BRIDGE ON
NC-47 OVER
I-85**



I HEREBY CERTIFY THAT THIS STRUCTURE WAS REHABILITATED ACCORDING TO THESE PLANS OR AS NOTED HEREIN.

RESIDENT ENGINEER _____ DATE _____

DOCUMENT NOT CONSIDERED FINAL UNLESS ALL SIGNATURES COMPLETED

REVISIONS						SHEET NO. S3-01
NO.	BY:	DATE:	NO.	BY:	DATE:	
1			3			TOTAL SHEETS 15
2			4			

DRAWN BY : E. BAYISSA DATE : 03/2022
CHECKED BY : A. SORSENGINH DATE : 05/2022