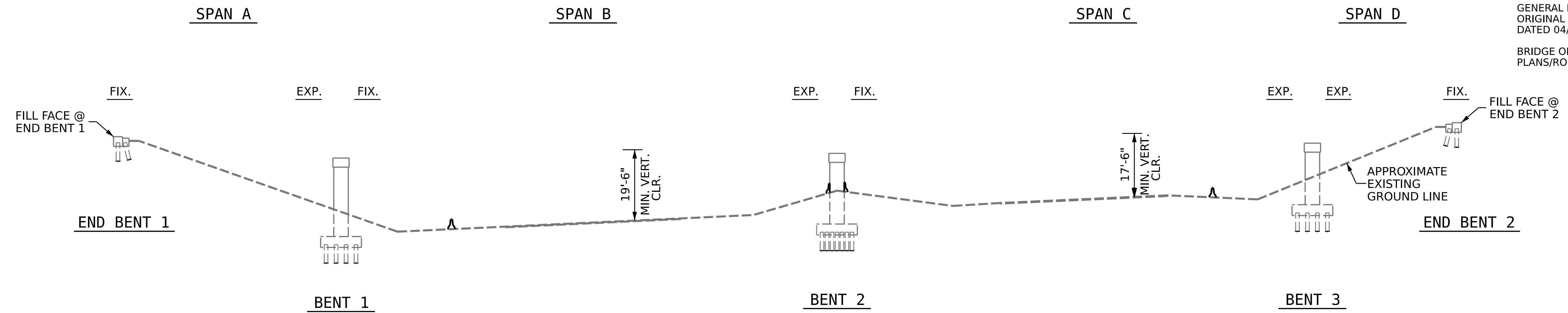
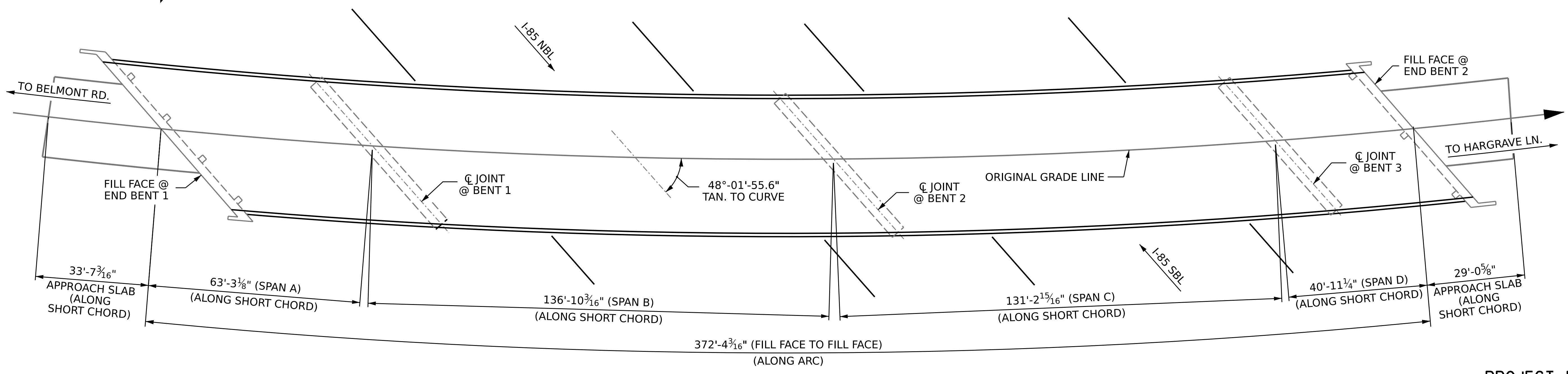


NOTES
 GENERAL DRAWING INFORMATION IS TAKEN FROM THE ORIGINAL PLANS AND THE ROUTINE INSPECTION REPORT DATED 04/06/2022.
 BRIDGE ORIENTATION CONFORMS TO THE EXISTING BRIDGE PLANS/ROUTINE INSPECTION.




I HEREBY CERTIFY THAT THIS STRUCTURE WAS REHABILITATED ACCORDING TO THESE PLANS OR AS NOTED HEREIN.

RESIDENT ENGINEER _____ DATE _____



SCOPE OF WORK

- PARTIALLY REMOVE TOP OF BRIDGE DECK CONCRETE BY SCARIFICATION AND SHOTBLASTING METHODS.
- OVERLAY PREPARED TOP OF BRIDGE DECK WITH POLYMER CONCRETE (PC).
- REMOVE EXISTING JOINT MATERIAL AND INSTALL FOAM JOINT SEALS FOR PRESERVATION.
- REMOVE EXISTING JOINT MATERIAL AND INSTALL POURABLE SILICONE JOINT SEALANT.
- GROOVE PC BRIDGE DECK.
- CLEAN AND PAINT EXISTING STEEL STRUCTURE.
- REMOVE DEBRIS FROM TOP OF EXISTING END BENT AND BENT CAPS AND APPLY EPOXY COATING.
- EPOXY RESIN INJECTION OF CONCRETE CRACKS.
- REMOVE UNSOUND CONCRETE AND PROPERLY PREPARE EXISTING END BENT AND BENT AREAS FOR SHOTCRETE AND CONCRETE REPAIRS.
- PROPERLY PREPARE SPALLED AREAS IN EXISTING END BENT AND BENTS AND PERFORM SHOTCRETE AND CONCRETE REPAIRS.



PROJECT NO. **I-5950**
DAVIDSON COUNTY
 BRIDGE NO. **280137**
 SHEET 1 OF 2

STATE OF NORTH CAROLINA
 DEPARTMENT OF TRANSPORTATION
 RALEIGH
GENERAL DRAWING
**FOR BRIDGE ON I-85B,
 US 29, US 70 RAMP
 OVER I-85**

DRAWN BY : A. SORSENGINH DATE : 2/2022
 CHECKED BY : E. BAYISSA DATE : 5/2022

DOCUMENT NOT CONSIDERED FINAL UNLESS ALL SIGNATURES COMPLETED

REVISIONS						SHEET NO. S2-01 TOTAL SHEETS 21
NO.	BY:	DATE:	NO.	BY:	DATE:	
1			3			
2			4			