

AS-BUILT REPAIR QUANTITY TABLE

BENT 155

CAP REPAIRS			
SHOTCRETE REPAIRS	5.0 SF	2.5 CF	SF CF
EPOXY RESIN INJECTION	- LF		LF
PILE REPAIRS			
PILE CONCRETE RESTORATION	60.8 SF	25.3 CF	SF CF
FRP PROTECTIVE SYSTEM AWL	213.5 SF		
FRP PROTECTIVE SYSTEM BWL	73.2 SF		

BENT 156

CAP REPAIRS			
SHOTCRETE REPAIRS	2.2 SF	1.1 CF	SF CF
EPOXY RESIN INJECTION	- LF		LF
PILE REPAIRS			
PILE CONCRETE RESTORATION	10.0 SF	3.8 CF	SF CF
FRP PROTECTIVE SYSTEM AWL	48.8 SF		
FRP PROTECTIVE SYSTEM BWL	18.3 SF		

FOR CAP REPAIRS: VALUES IN CHART REPRESENT ESTIMATED REPAIR TOTALS AFTER REMOVAL OF UNSOUND CONCRETE, MIN. OF 1" BEHIND REBAR AND MIN. 2" CL. TO SAWCUT. SEE REPAIR DETAILS.

NOTES:  
REPAIR LOCATIONS AND ESTIMATE OF QUANTITIES ARE GIVEN WITH THE BEST INFORMATION AVAILABLE. IF ADDITIONAL REPAIRS NOT SHOWN ON THE DRAWINGS ARE DEEMED NECESSARY BY THE ENGINEER, THE CONTRACTOR SHALL NOTE ON THE DRAWINGS THE APPROXIMATE LOCATION AND DESCRIPTION OF THE REPAIRS AND ADJUST THE ACTUAL QUANTITIES ENTERED INTO THE REPAIR QUANTITY TABLE.

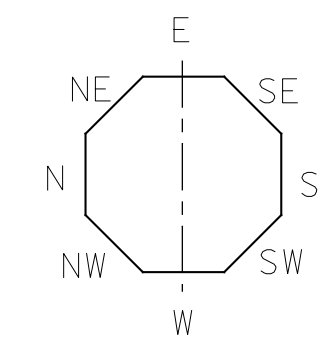
FOR SHOTCRETE REPAIRS, SEE SPECIAL PROVISIONS.  
FOR CONCRETE REPAIR DETAILS, SEE "TYPICAL CAP, COLUMN & UNDERDECK REPAIR DETAILS" & "PILE CONCRETE RESTORATION DETAILS" SHEETS.  
FOR PILE CONCRETE RESTORATION, SEE SPECIAL PROVISIONS.  
FOR FRP PROTECTIVE SYSTEM, SEE SPECIAL PROVISIONS.  
FOR FRP PROTECTIVE SYSTEM DETAILS AND UNDERWATER MORTAR REPAIRS, SEE "PILE FRP PROTECTIVE SYSTEM DETAILS" SHEET.

ESTIMATED PILE CRACK QTY. TABLE

		NW	W	SW	S	SE	E	NE	N
BENT 155	PILE 1	2	-	7	5	3	-	6	6
	PILE 2	-	-	7	-	2	6	3	-
	PILE 3	6	-	5	-	7	6	-	3
	PILE 4	-	-	7	-	6	3	-	-
BENT 156	PILE 1	-	6	3	-	-	7	6	3
	PILE 2	-	-	-	-	-	-	-	-
	PILE 3	-	-	-	-	-	-	-	-
	PILE 4	-	-	-	-	-	-	-	-

NOTE: FOR INFORMATION ON PILE CONDITION ONLY.

PROJECT NO. HB-0017  
DARE COUNTY  
 BRIDGE NO. 270009

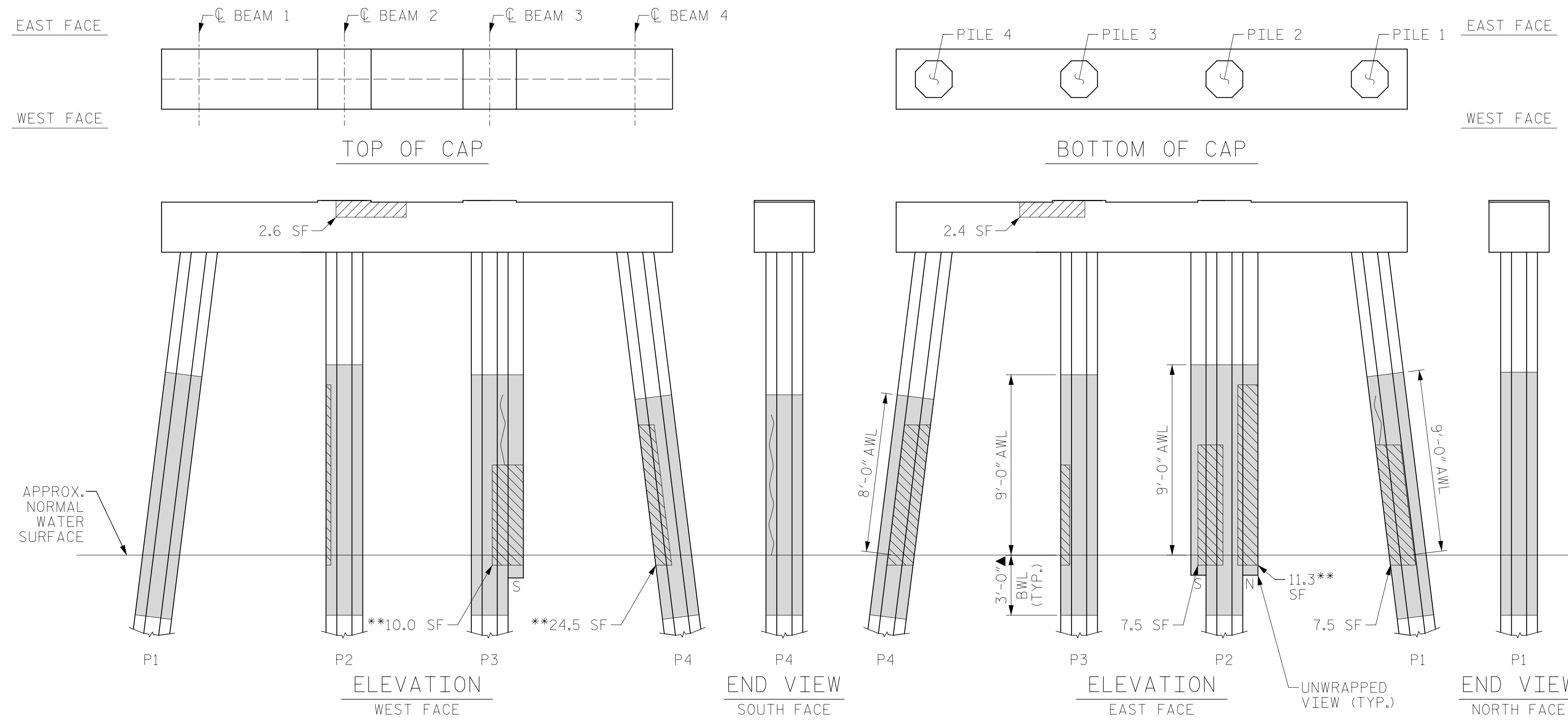


▲ FRP PROTECTIVE SYSTEM BELOW WATERLINE MAY INCLUDE APPROVED UNDERWATER MORTAR REPAIRS

- ERI - EPOXY RESIN INJECTION
- FRP PROTECTIVE SYSTEM
- PILE CONCRETE RESTORATION
- SHOTCRETE REPAIRS

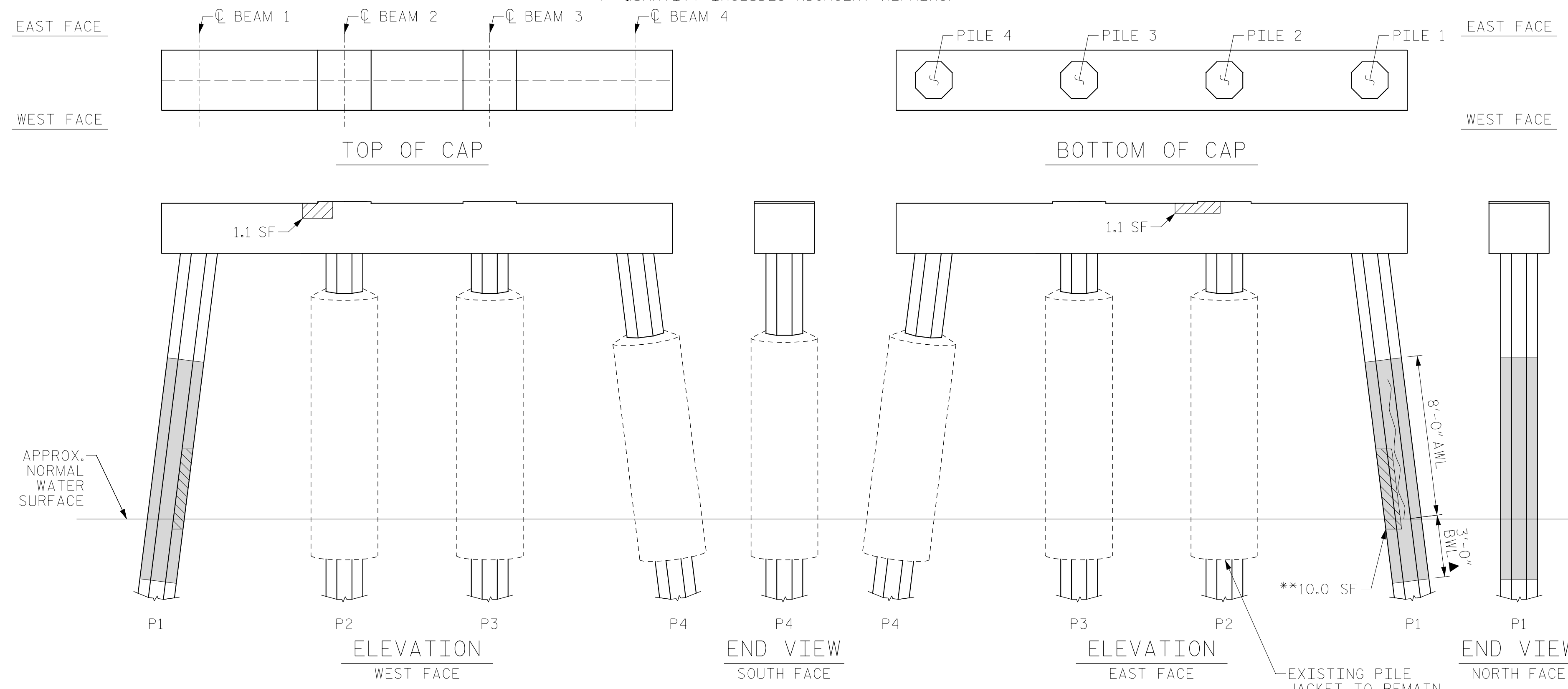


REVISIONS						SHEET NO.
NO.	BY:	DATE:	NO.	BY:	DATE:	S-247
1			3			TOTAL SHEETS
2			4			355



BENT 155

(AWL = ABOVE WATERLINE)  
(BWL = BELOW WATERLINE)  
(\*\*QUANTITY INCLUDES ADJACENT REPAIRS)



BENT 156

(AWL = ABOVE WATERLINE)  
(BWL = BELOW WATERLINE)  
(\*\*QUANTITY INCLUDES ADJACENT REPAIRS)

DRAWN BY: T. HARTLEY DATE: 2/2019  
 CHECKED BY: J. FARNHAM DATE: 4/2019

