

AS-BUILT REPAIR QUANTITY TABLE

BENT 142

CAP REPAIRS		ESTIMATE		ACTUAL	
SHOTCRETE REPAIRS	3.0 SF	1.5 CF	SF	CF	
EPOXY RESIN INJECTION	- LF				LF
COLUMN REPAIRS		ESTIMATE		ACTUAL	
SHOTCRETE REPAIRS	55.6 SF	27.8 CF	SF	CF	
EPOXY RESIN INJECTION	- LF				LF
PILE REPAIRS		ESTIMATE		ACTUAL	
FRP PROTECTIVE SYSTEM AWL	- SF				SF
FRP PROTECTIVE SYSTEM BWL	363.0 SF				SF

FOR CAP REPAIRS; VALUES IN CHART REPRESENT ESTIMATED REPAIR TOTALS AFTER REMOVAL OF UNSOUND CONCRETE, MIN. OF 1" BEHIND REBAR AND MIN. 2" CL TO SAWCUT. SEE REPAIR DETAILS.

NOTES:

REPAIR LOCATIONS AND ESTIMATE OF QUANTITIES ARE GIVEN WITH THE BEST INFORMATION AVAILABLE. IF ADDITIONAL REPAIRS NOT SHOWN ON THE DRAWINGS ARE DEEMED NECESSARY BY THE ENGINEER THE CONTRACTOR SHALL NOTE ON THE DRAWINGS THE APPROXIMATE LOCATION AND DESCRIPTION OF THE REPAIRS AND ADJUST THE ACTUAL QUANTITIES ENTERED INTO THE REPAIR QUANTITY TABLE.

FOR SHOTCRETE REPAIRS, SEE SPECIAL PROVISIONS.

FOR CONCRETE REPAIR DETAILS, SEE "TYPICAL CAP, COLUMN & UNDERDECK REPAIR DETAILS" & "PILE CONCRETE RESTORATION DETAILS" SHEETS.

FOR FOOTING, COLUMN, AND STRUT REPAIR DETAILS, SEE "PILE FOOTING RESTORATION" SHEET.

FOR PILE CONCRETE RESTORATION, SEE SPECIAL PROVISIONS.

FOR FRP PROTECTIVE SYSTEM, SEE SPECIAL PROVISIONS.

FOR FRP PROTECTIVE SYSTEM DETAILS AND UNDERWATER MORTAR REPAIRS, SEE "PILE FRP PROTECTIVE SYSTEM DETAILS" SHEET.

- ERI - EPOXY RESIN INJECTION
- [Hatched Box] - FRP PROTECTIVE SYSTEM
- [Diagonal Lines Box] - SHOTCRETE REPAIRS
- [Cross-hatched Box] - PILE FOOTING RESTORATION

▲ FRP PROTECTIVE SYSTEM BELOW WATERLINE MAY INCLUDE APPROVED UNDERWATER MORTAR REPAIRS

PROJECT NO. HB-0017  
DARE COUNTY  
 BRIDGE NO. 270009

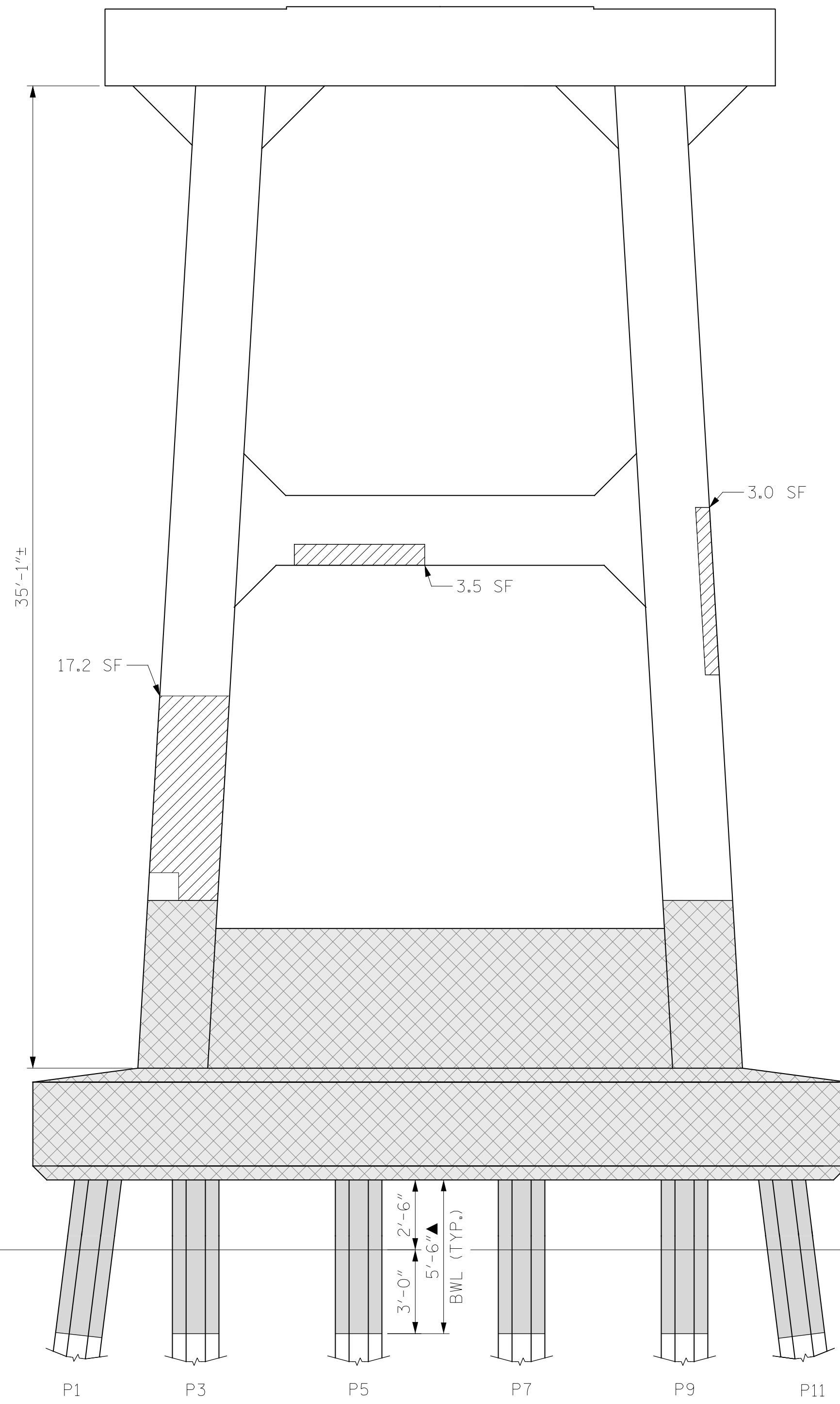
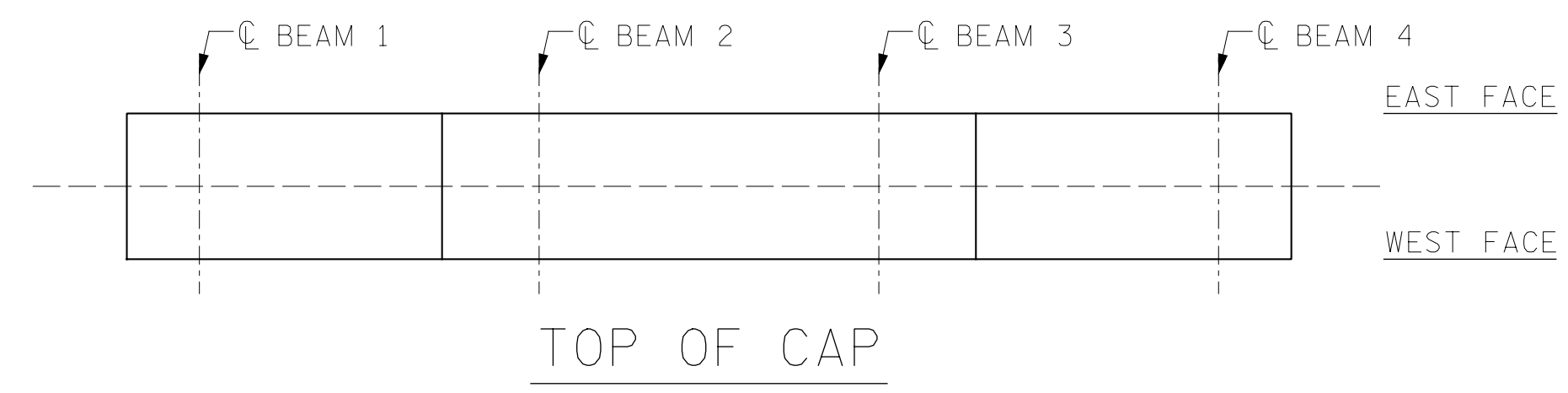


STATE OF NORTH CAROLINA  
 DEPARTMENT OF TRANSPORTATION  
 RALEIGH

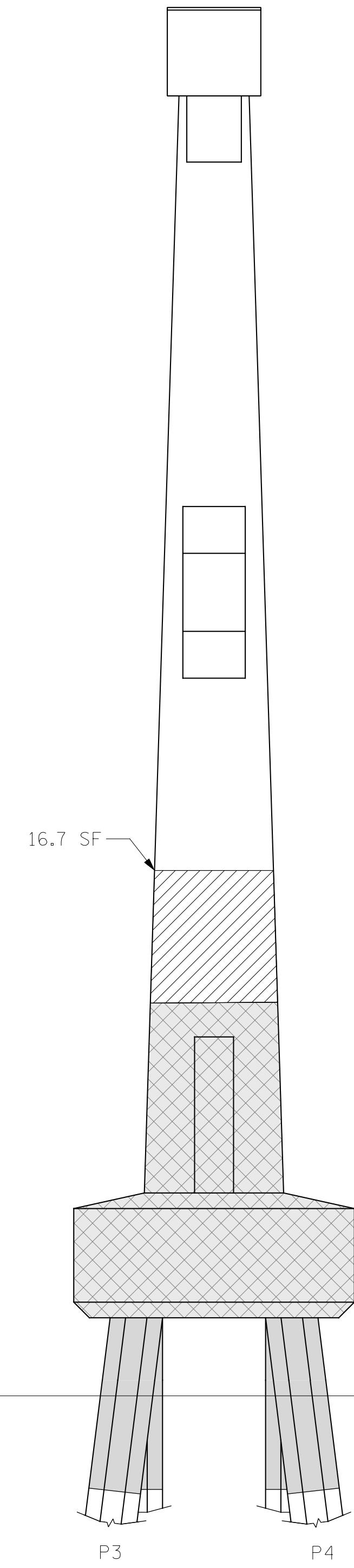
**BENT 142  
 WEST FACE**

REVISIONS						SHEET NO.
NO.	BY:	DATE:	NO.	BY:	DATE:	TOTAL SHEETS
1			3			355
2			4			

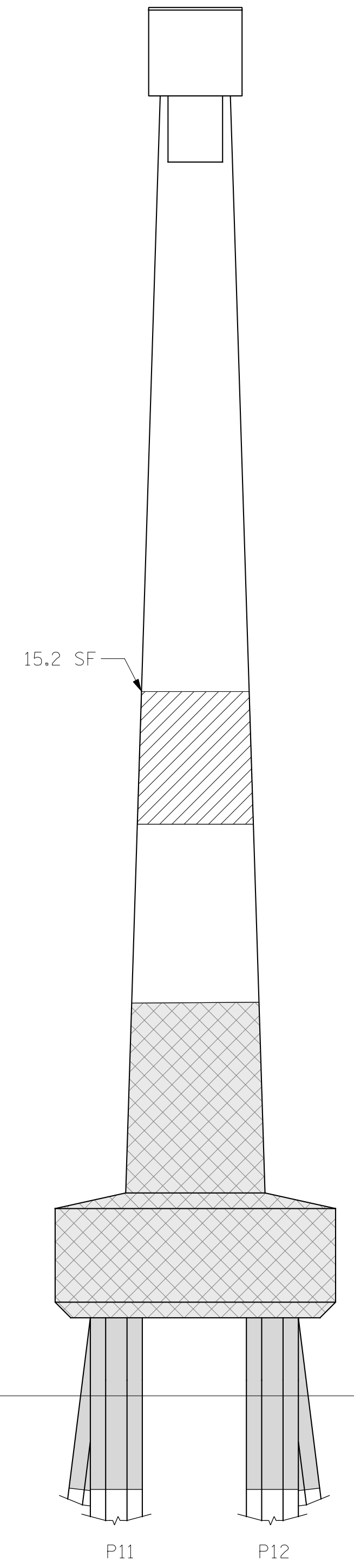
DOCUMENT NOT CONSIDERED FINAL UNLESS ALL SIGNATURES COMPLETED



ELEVATION  
WEST FACE



INTERIOR VIEW  
SOUTH FACE COL.1



END VIEW  
SOUTH FACE COL.2

BENT 142

(AWL = ABOVE WATERLINE)  
 (BWL = BELOW WATERLINE)

DRAWN BY: T. HARTLEY DATE: 2/2019  
 CHECKED BY: J. FARNHAM DATE: 5/2019

