

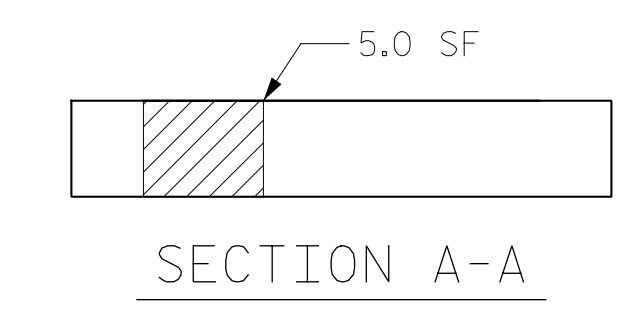
AS-BUILT REPAIR QUANTITY TABLE BENT 138

CAP REPAIRS		ESTIMATE		ACTUAL	
SHOTCRETE REPAIRS	- SF	- CF		SF	CF
EPOXY RESIN INJECTION	5.0 LF				LF
COLUMN REPAIRS		ESTIMATE		ACTUAL	
SHOTCRETE REPAIRS	103.3 SF	51.7 CF		SF	CF
EPOXY RESIN INJECTION	- LF				LF
PILE REPAIRS		ESTIMATE		ACTUAL	
FRP PROTECTIVE SYSTEM AWL	- SF				SF
FRP PROTECTIVE SYSTEM BWL	484.0 SF				SF

FOR CAP REPAIRS: VALUES IN CHART REPRESENT ESTIMATED REPAIR TOTALS AFTER REMOVAL OF UNSOUND CONCRETE, MIN. OF 1" BEHIND REBAR AND MIN. 2" CL TO SAWCUT. SEE REPAIR DETAILS.

NOTES:
 REPAIR LOCATIONS AND ESTIMATE OF QUANTITIES ARE GIVEN WITH THE BEST INFORMATION AVAILABLE. IF ADDITIONAL REPAIRS NOT SHOWN ON THE DRAWINGS ARE DEEMED NECESSARY BY THE ENGINEER THE CONTRACTOR SHALL NOTE ON THE DRAWINGS THE APPROXIMATE LOCATION AND DESCRIPTION OF THE REPAIRS AND ADJUST THE ACTUAL QUANTITIES ENTERED INTO THE REPAIR QUANTITY TABLE.
 FOR SHOTCRETE REPAIRS, SEE SPECIAL PROVISIONS.
 FOR CONCRETE REPAIR DETAILS, SEE "TYPICAL CAP, COLUMN & UNDERDECK REPAIR DETAILS" & "PILE CONCRETE RESTORATION DETAILS" SHEETS.
 FOR FOOTING, COLUMN, AND STRUT REPAIR DETAILS, SEE "PILE FOOTING RESTORATION" SHEET.
 FOR PILE CONCRETE RESTORATION, SEE SPECIAL PROVISIONS.
 FOR FRP PROTECTIVE SYSTEM, SEE SPECIAL PROVISIONS.
 FOR FRP PROTECTIVE SYSTEM DETAILS AND UNDERWATER MORTAR REPAIRS, SEE "PILE FRP PROTECTIVE SYSTEM DETAILS" SHEET.

- ERI - EPOXY RESIN INJECTION
- FRP PROTECTIVE SYSTEM
- SHOTCRETE REPAIRS
- PILE FOOTING RESTORATION



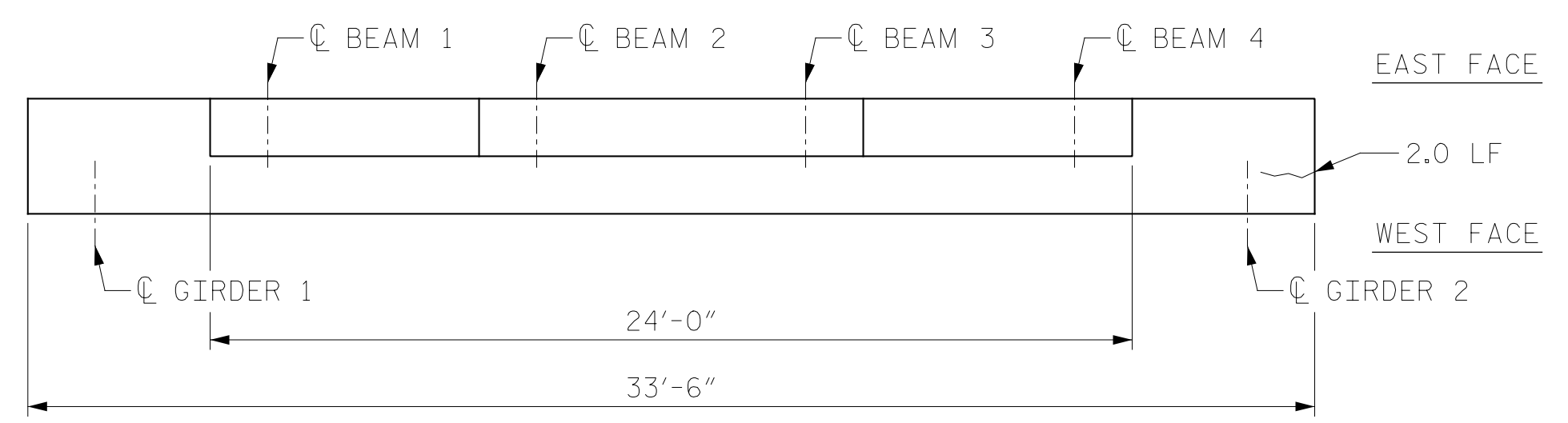
▲ FRP PROTECTIVE SYSTEM BELOW WATERLINE MAY INCLUDE APPROVED UNDERWATER MORTAR REPAIRS

PROJECT NO. HB-0017
DARE COUNTY
 BRIDGE NO. 270009

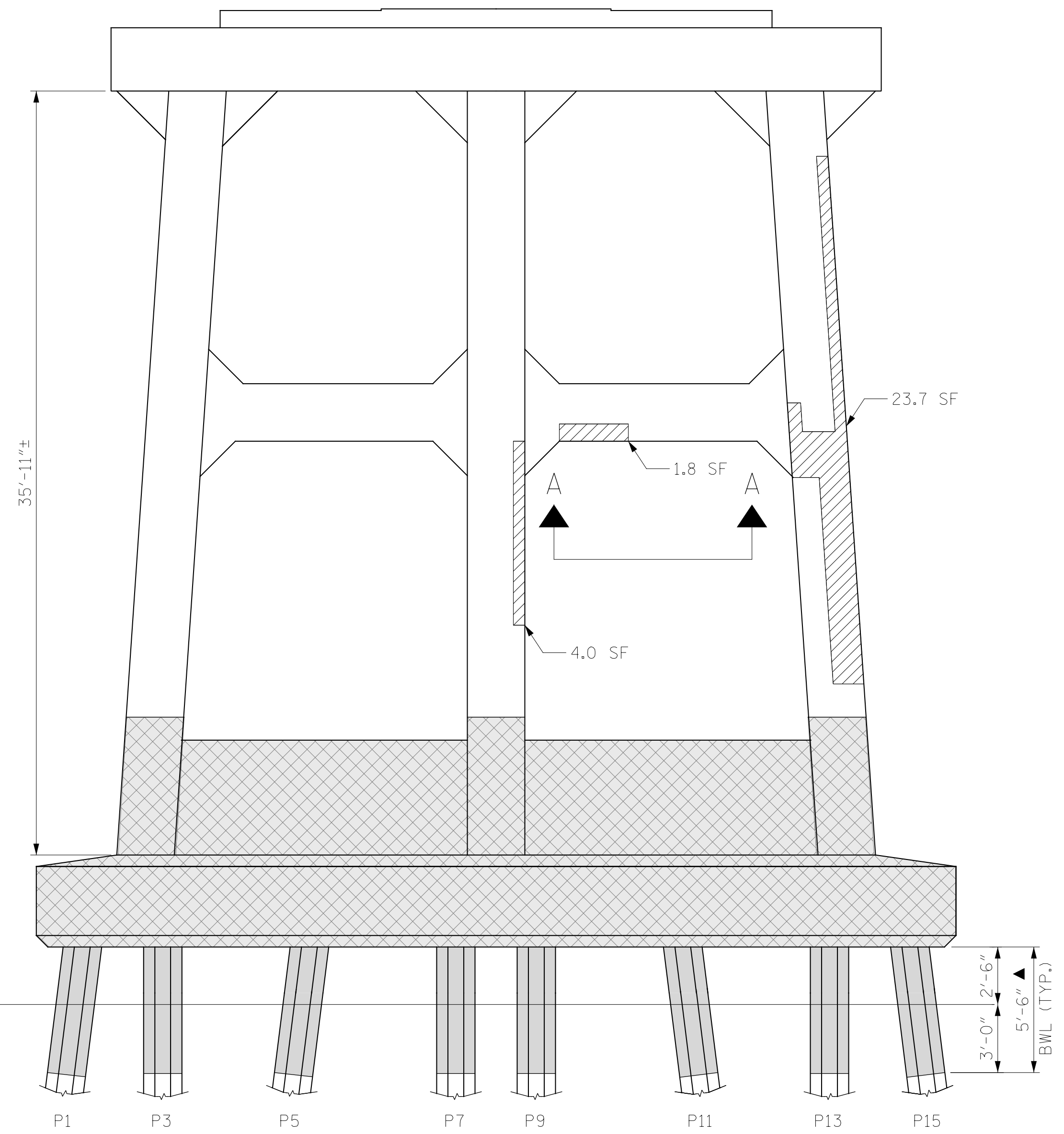
APPROX. NORMAL WATER SURFACE



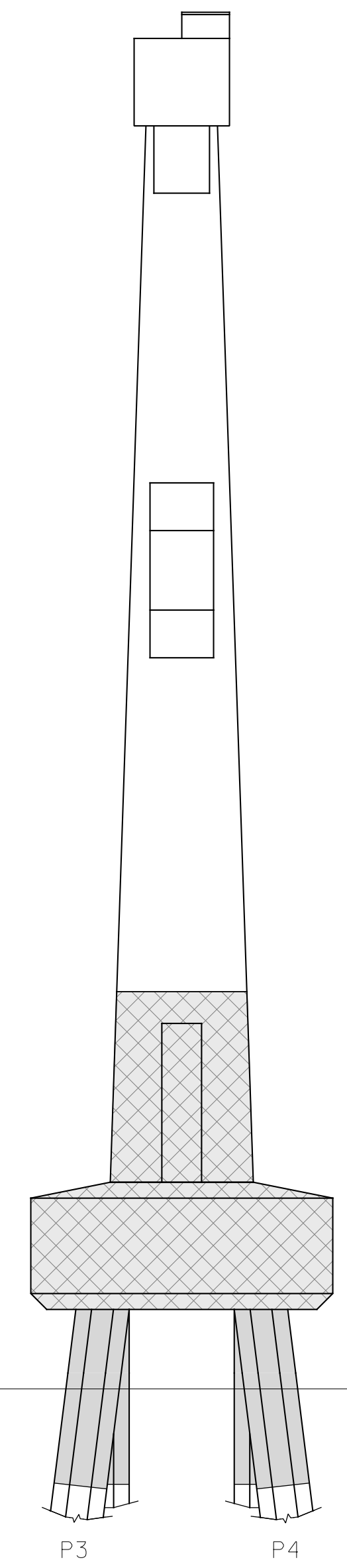
STATE OF NORTH CAROLINA DEPARTMENT OF TRANSPORTATION RALEIGH					
BENT 138 WEST FACE					
REVISIONS					SHEET NO.
NO.	BY:	DATE:	NO.	BY:	DATE:
1			3		
2			4		
TOTAL SHEETS					355



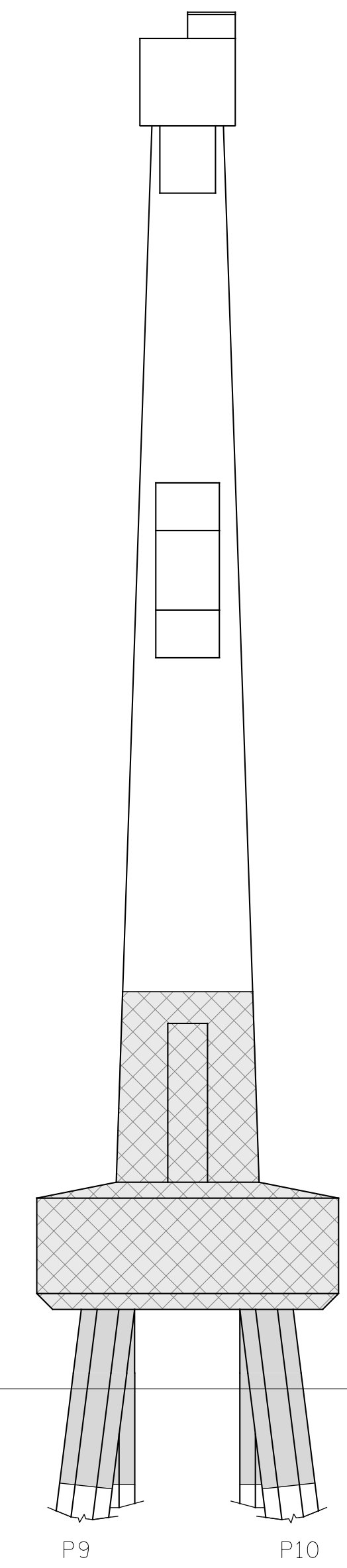
TOP OF CAP



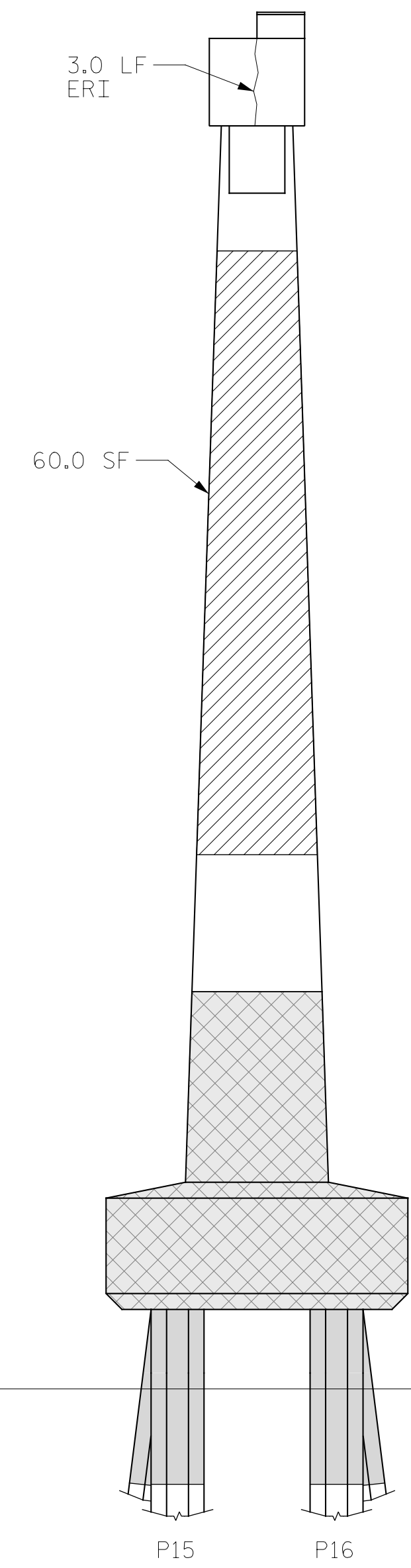
ELEVATION
WEST FACE



INTERIOR VIEW
SOUTH FACE COL.1



INTERIOR VIEW
SOUTH FACE COL.2



END VIEW
SOUTH FACE COL.3

BENT 138
 (AWL = ABOVE WATERLINE)
 (BWL = BELOW WATERLINE)

DRAWN BY: T. HARTLEY DATE: 2/2019
 CHECKED BY: J. FARNHAM DATE: 5/2019



DOCUMENT NOT CONSIDERED FINAL UNLESS ALL SIGNATURES COMPLETED