

AS-BUILT REPAIR QUANTITY TABLE

BENT 59

| CAP REPAIRS | | | |
|---------------------------|----------|---------|-------|
| SHOTCRETE REPAIRS | 0.8 SF | 0.4 CF | SF CF |
| EPOXY RESIN INJECTION | - LF | | LF |
| PILE REPAIRS | | | |
| PILE CONCRETE RESTORATION | 33.3 SF | 13.4 CF | SF CF |
| FRP PROTECTIVE SYSTEM AWL | 193.0 SF | | |
| FRP PROTECTIVE SYSTEM BWL | 66.0 SF | | |

BENT 60

| CAP REPAIRS | | | |
|---------------------------|----------|---------|-------|
| SHOTCRETE REPAIRS | 3.0 SF | 1.5 CF | SF CF |
| EPOXY RESIN INJECTION | - LF | | LF |
| PILE REPAIRS | | | |
| PILE CONCRETE RESTORATION | 30.5 SF | 12.9 CF | SF CF |
| FRP PROTECTIVE SYSTEM AWL | 182.4 SF | | |
| FRP PROTECTIVE SYSTEM BWL | 66.0 SF | | |

FOR CAP REPAIRS: VALUES IN CHART REPRESENT ESTIMATED REPAIR TOTALS AFTER REMOVAL OF UNSOUND CONCRETE, MIN. OF 1" BEHIND REBAR AND MIN. 2" CL. TO SAWCUT. SEE REPAIR DETAILS.

NOTES:

REPAIR LOCATIONS AND ESTIMATE OF QUANTITIES ARE GIVEN WITH THE BEST INFORMATION AVAILABLE. IF ADDITIONAL REPAIRS NOT SHOWN ON THE DRAWINGS ARE DEEMED NECESSARY BY THE ENGINEER, THE CONTRACTOR SHALL NOTE ON THE DRAWINGS THE APPROXIMATE LOCATION AND DESCRIPTION OF THE REPAIRS AND ADJUST THE ACTUAL QUANTITIES ENTERED INTO THE REPAIR QUANTITY TABLE.

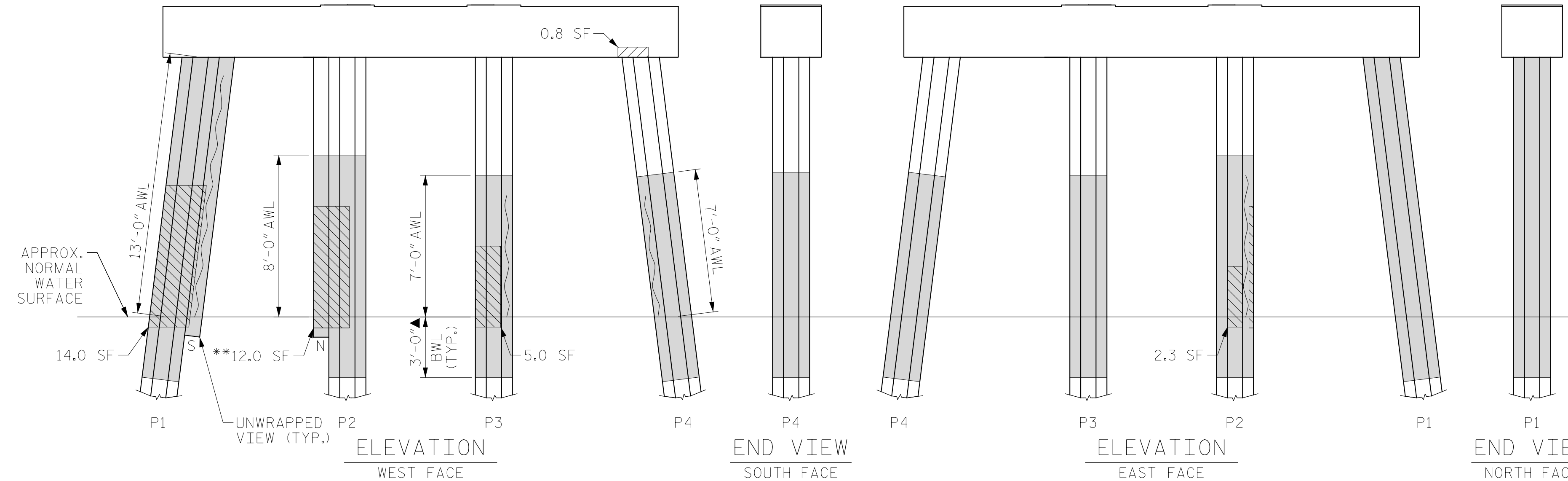

FOR SHOTCRETE REPAIRS, SEE SPECIAL PROVISIONS.

FOR CONCRETE REPAIR DETAILS, SEE "TYPICAL CAP, COLUMN & UNDERDECK REPAIR DETAILS" & "PILE CONCRETE RESTORATION DETAILS" SHEETS.

FOR PILE CONCRETE RESTORATION, SEE SPECIAL PROVISIONS.

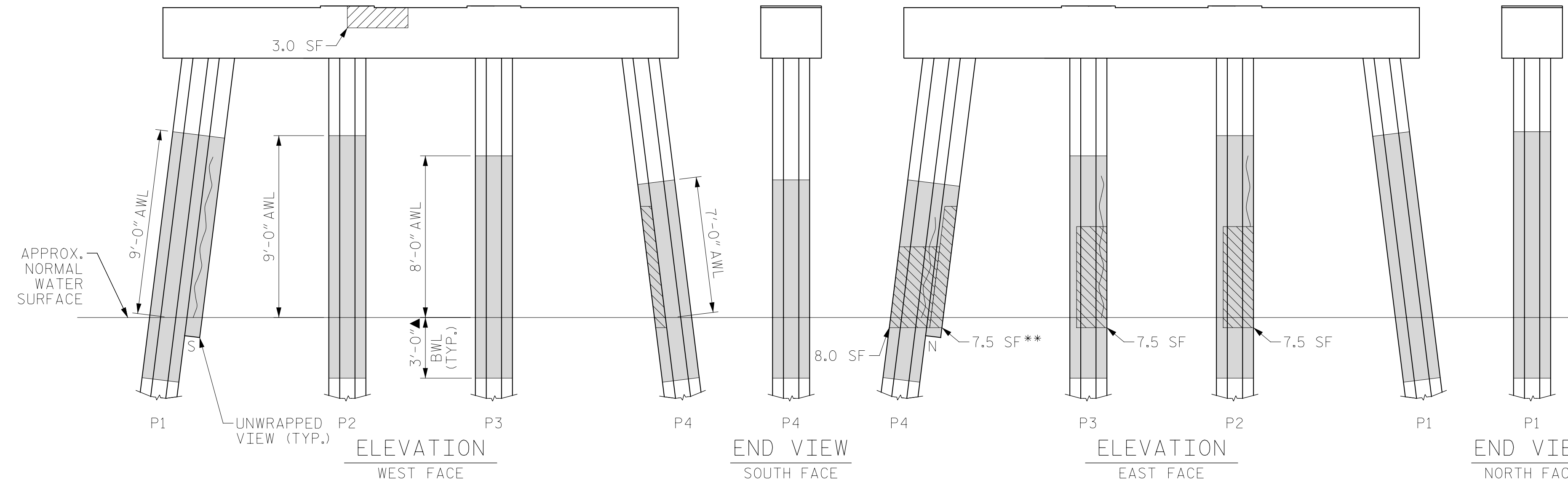

FOR FRP PROTECTIVE SYSTEM, SEE SPECIAL PROVISIONS.

FOR FRP PROTECTIVE SYSTEM DETAILS AND UNDERWATER MORTAR REPAIRS, SEE "PILE FRP PROTECTIVE SYSTEM DETAILS" SHEET.



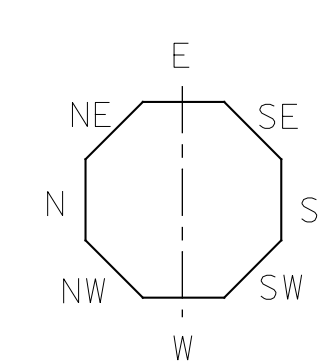
BENT 59

(AWL = ABOVE WATERLINE)
(BWL = BELOW WATERLINE)
(**QUANTITY INCLUDES ADJACENT REPAIRS)



BENT 60

(AWL = ABOVE WATERLINE)
(BWL = BELOW WATERLINE)
(**QUANTITY INCLUDES ADJACENT REPAIRS)



ESTIMATED PILE CRACK QTY. TABLE


| | | NW | W | SW | S | SE | E | NE | N |
|---------|--------|----|---|----|----|----|---|----|---|
| BENT 59 | PILE 1 | - | 8 | 7 | 12 | 4 | - | - | - |
| | PILE 2 | 6 | - | - | - | - | 4 | 7 | 6 |
| | PILE 3 | 3 | - | 6 | 3 | 3 | - | - | 6 |
| | PILE 4 | 6 | - | - | 4 | - | 3 | 6 | - |
| BENT 60 | PILE 1 | - | 5 | 6 | 8 | 4 | - | - | - |
| | PILE 2 | - | - | 4 | 8 | 3 | - | 8 | 7 |
| | PILE 3 | 3 | - | 6 | 3 | - | - | 7 | - |
| | PILE 4 | 5 | 3 | - | - | 6 | 3 | 5 | 5 |

NOTE: FOR INFORMATION ON PILE CONDITION ONLY.

PROJECT NO. HB-0017
DARE COUNTY
BRIDGE NO. 270009

▲ FRP PROTECTIVE SYSTEM BELOW WATERLINE MAY INCLUDE APPROVED UNDERWATER MORTAR REPAIRS

- ERI - EPOXY RESIN INJECTION
- [Hatched Box] - FRP PROTECTIVE SYSTEM
- [Diagonal Lines Box] - PILE CONCRETE RESTORATION
- [Cross-hatched Box] - SHOTCRETE REPAIRS



DocuSigned by:
Eric B. Nelson, Jr. 7/14/2022

STATE OF NORTH CAROLINA
DEPARTMENT OF TRANSPORTATION
RALEIGH

BENT 59 & BENT 60

DRAWN BY: T. HARTLEY DATE: 2/2019
CHECKED BY: R. WERTMAN DATE: 3/2019



DOCUMENT NOT CONSIDERED FINAL UNLESS ALL SIGNATURES COMPLETED

| REVISIONS | | | | | | SHEET NO. |
|-----------|-----|-------|-----|-----|-------|--------------|
| NO. | BY: | DATE: | NO. | BY: | DATE: | S-145 |
| 1 | | | 3 | | | TOTAL SHEETS |
| 2 | | | 4 | | | 355 |