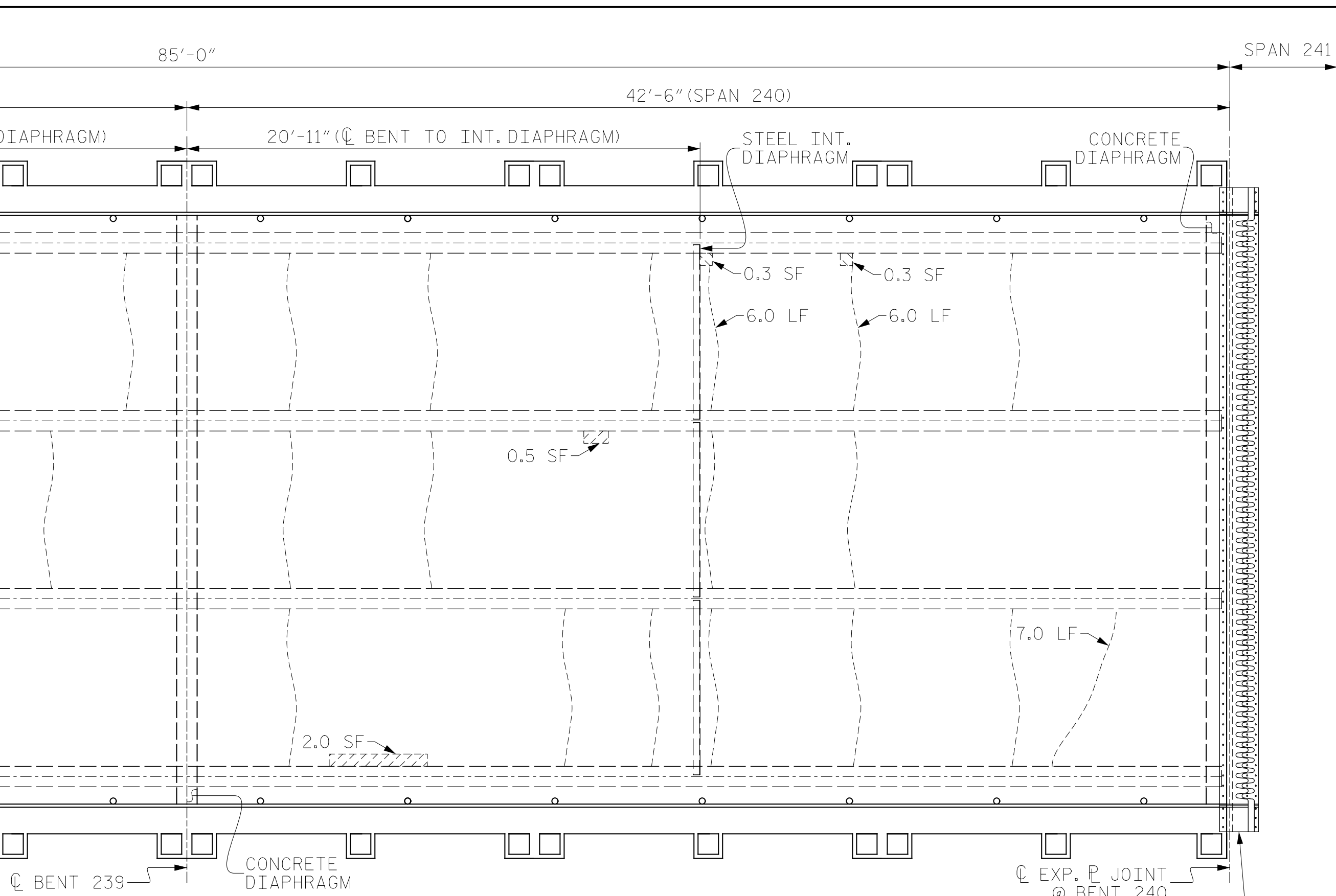
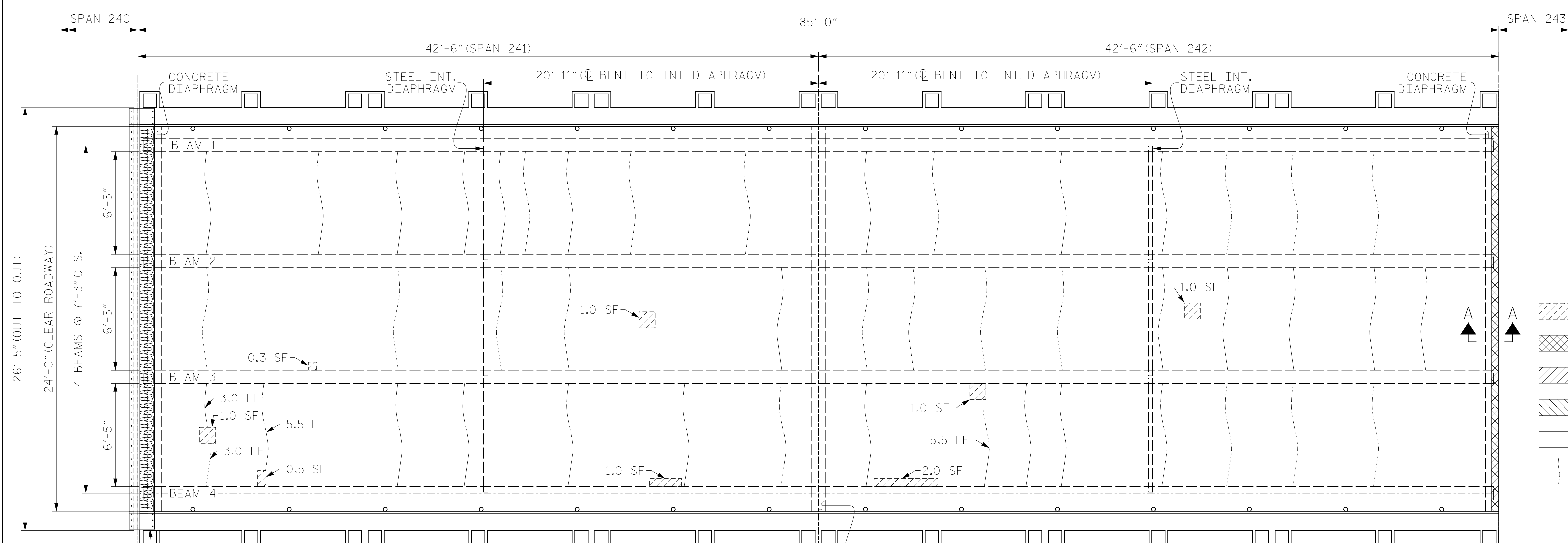


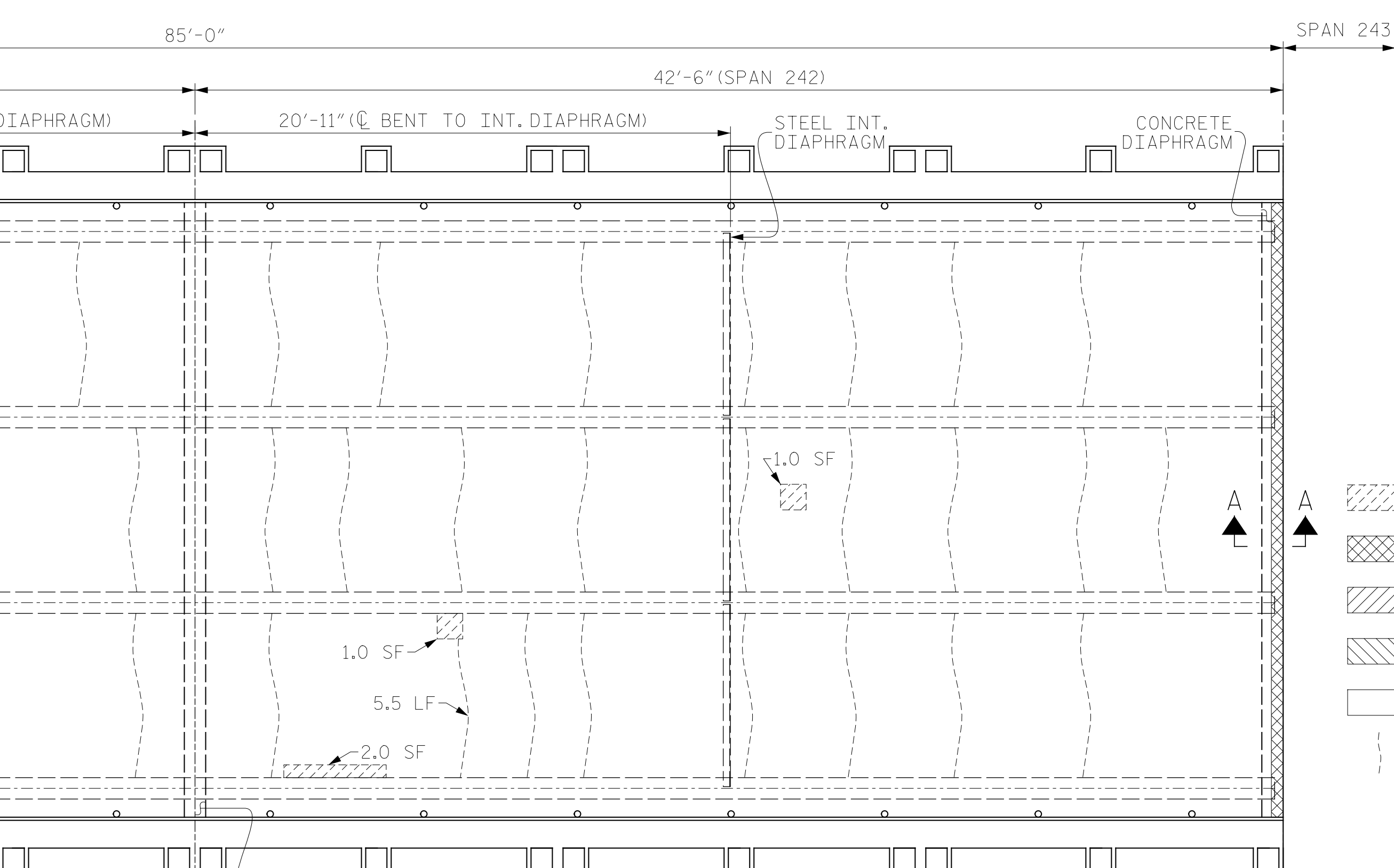
PLAN OF SPAN 239



PLAN OF SPAN 240



PLAN OF SPAN 241



PLAN OF SPAN 242

SUMMARY OF QUANTITIES FOR SPAN 239		
	ESTIMATE	ACTUAL
SHOTCRETE REPAIRS (UNDERDECK)	1.7 LF	
BRIDGE JOINT DEMOLITION	11.0 SF	
CLASS II SURFACE PREPARATION	-	
CLASS III SURFACE PREPARATION	-	
CONCRETE DECK REPAIR FOR MMA OVERLAY	-	
CRACK PRETREATMENT	89.4 LF	
CONCRETE BRIDGE DECK CRACK SEALING	112.0 SY	
MMA OVERLAY SYSTEM	1008.0 SF	


SUMMARY OF QUANTITIES FOR SPAN 240		
	ESTIMATE	ACTUAL
SHOTCRETE REPAIRS (UNDERDECK)	1.1 CF	
BRIDGE JOINT DEMOLITION	-	
CLASS II SURFACE PREPARATION	-	
CLASS III SURFACE PREPARATION	-	
CONCRETE DECK REPAIR FOR MMA OVERLAY	-	
CRACK PRETREATMENT	108.8 LF	
CONCRETE BRIDGE DECK CRACK SEALING	112.0 SY	
MMA OVERLAY SYSTEM	1008.0 SF	

SUMMARY OF QUANTITIES FOR SPAN 241		
	ESTIMATE	ACTUAL
SHOTCRETE REPAIRS (UNDERDECK)	1.3 CF	
BRIDGE JOINT DEMOLITION	-	
CLASS II SURFACE PREPARATION	-	
CLASS III SURFACE PREPARATION	-	
CONCRETE DECK REPAIR FOR MMA OVERLAY	-	
CRACK PRETREATMENT	133.4 LF	
CONCRETE BRIDGE DECK CRACK SEALING	112.0 SY	
MMA OVERLAY SYSTEM	1008.0 SF	

SUMMARY OF QUANTITIES FOR SPAN 242		
	ESTIMATE	ACTUAL
SHOTCRETE REPAIRS (UNDERDECK)	1.4 CF	
BRIDGE JOINT DEMOLITION	11.0 SF	
CLASS II SURFACE PREPARATION	-	
CLASS III SURFACE PREPARATION	-	
CONCRETE DECK REPAIR FOR MMA OVERLAY	-	
CRACK PRETREATMENT	153.1 LF	
CONCRETE BRIDGE DECK CRACK SEALING	112.0 SY	
MMA OVERLAY SYSTEM	1008.0 SF	

- SHOTCRETE REPAIRS (UNDERDECK)
- BRIDGE JOINT DEMOLITION
- CLASS II DECK REPAIR
- CLASS III DECK REPAIR
- MMA OVERLAY SYSTEM
- CRACK PRETREATMENT

PROJECT NO. HB-0017
 COUNTY DARE
 BRIDGE NO. 270009



STATE OF NORTH CAROLINA
 DEPARTMENT OF TRANSPORTATION
 RALEIGH
 SURFACE PREPARATION & UNDERDECK REPAIRS
 SPANS 239 THRU 242

NOTE:

REPAIR LOCATIONS AND ESTIMATED QUANTITIES ARE GIVEN WITH THE BEST INFORMATION AVAILABLE. IF ADDITIONAL REPAIRS NOT SHOWN ON THE DRAWINGS ARE DEEMED NECESSARY BY THE ENGINEER, THE ENGINEER WILL NOTE ON THE DRAWINGS THE APPROXIMATE LOCATIONS AND DESCRIPTION OF THE REPAIRS AND ADJUST THE ACTUAL QUANTITIES ENTERED INTO THE AS-BUILT REPAIR QUANTITY TABLE.

DRAWN BY: M. SPENCER DATE: 12/2018
 CHECKED BY: J. FARNHAM DATE: 03/2019



DOCUMENT NOT CONSIDERED FINAL UNLESS ALL SIGNATURES COMPLETED

REVISIONS						SHEET NO.
NO.	BY:	DATE:	NO.	BY:	DATE:	
1			3			S-88
2			4			TOTAL SHEETS 355