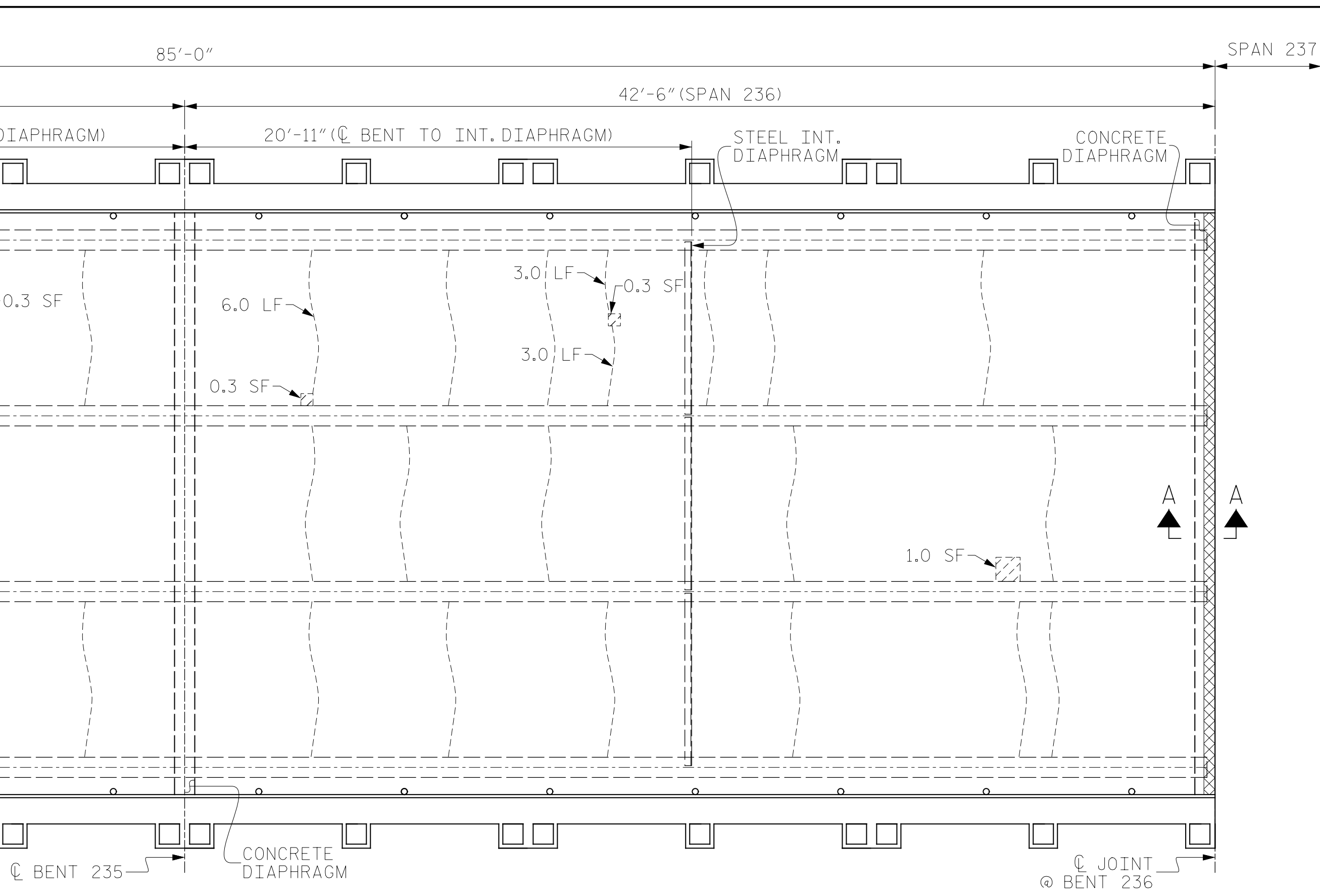
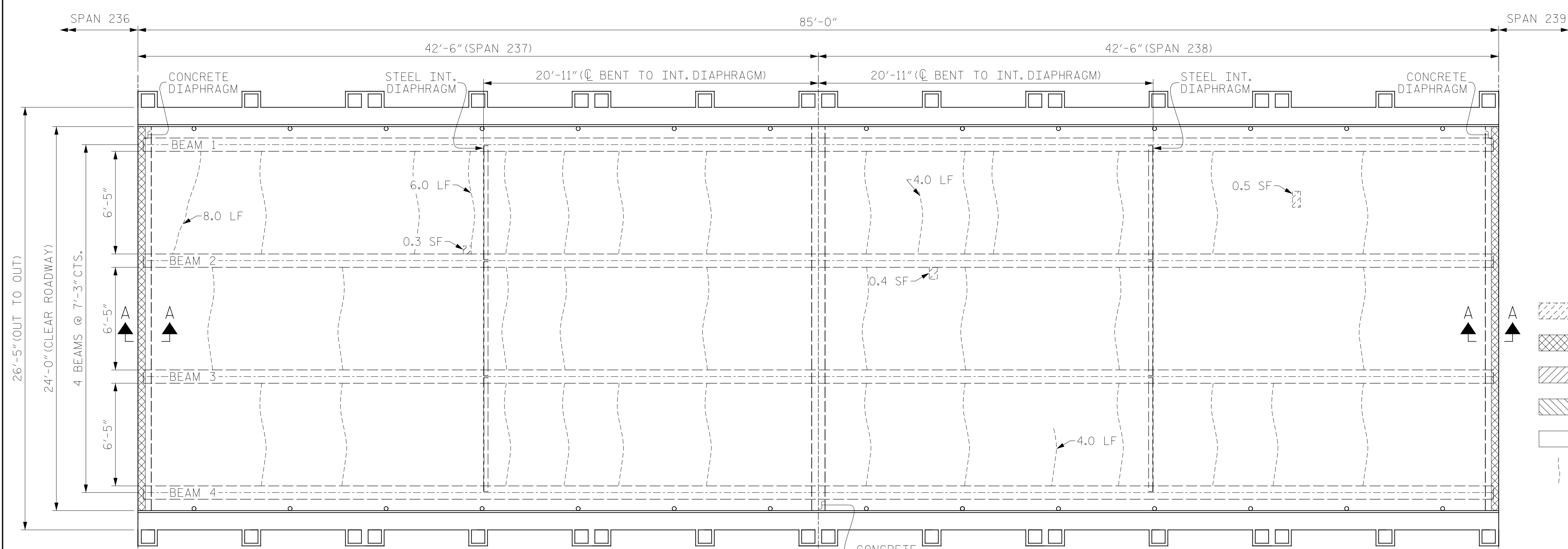


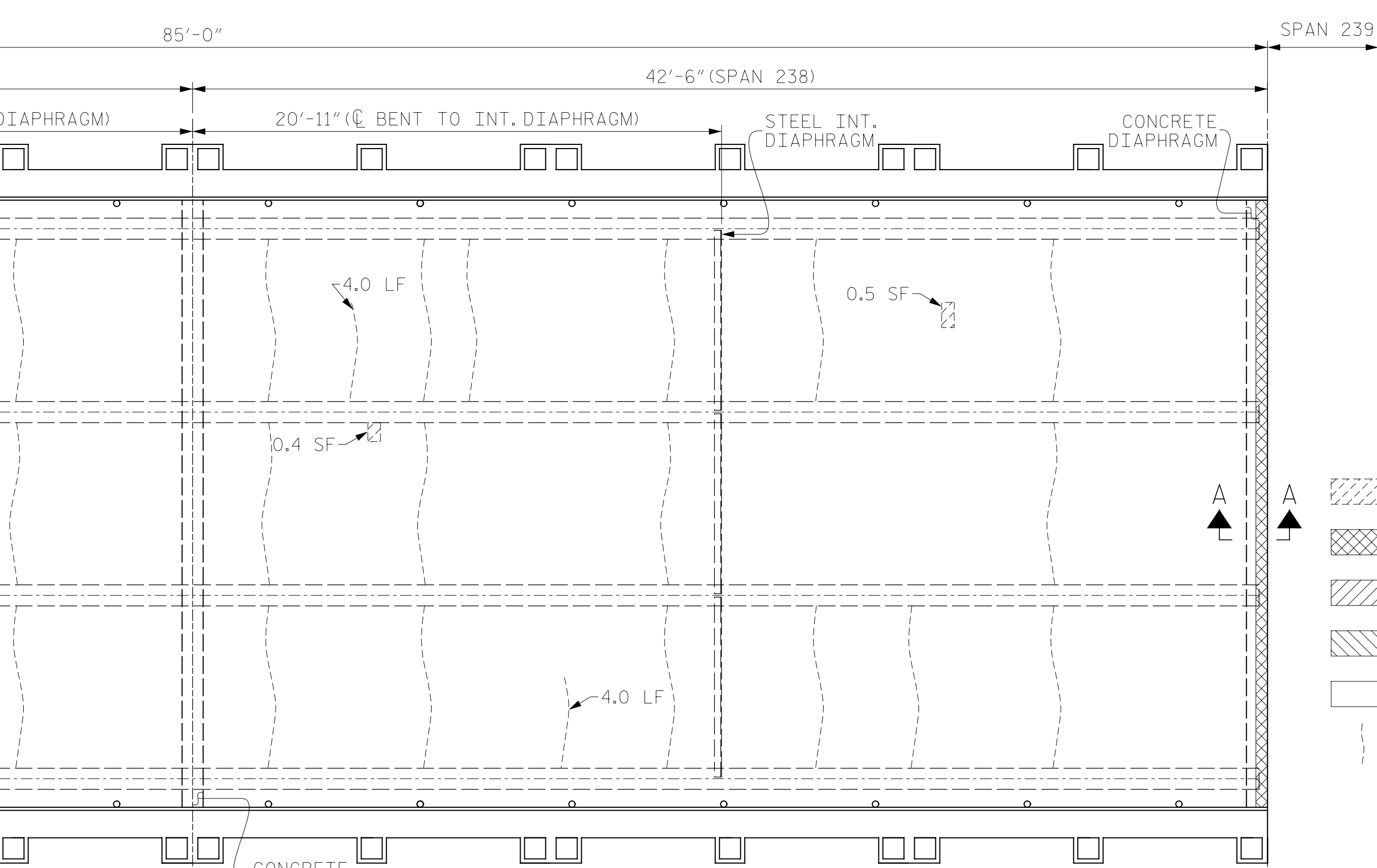
PLAN OF SPAN 235



PLAN OF SPAN 236



PLAN OF SPAN 237



PLAN OF SPAN 238

SUMMARY OF QUANTITIES FOR SPAN 235		
	ESTIMATE	ACTUAL
SHOTCRETE REPAIRS (UNDERDECK)	0.9 CF	
BRIDGE JOINT DEMOLITION	11.0 SF	
CLASS II SURFACE PREPARATION	-	
CLASS III SURFACE PREPARATION	-	
CONCRETE DECK REPAIR FOR MMA OVERLAY	-	
CRACK PRETREATMENT	111.7 LF	
CONCRETE BRIDGE DECK CRACK SEALING	112.0 SY	
MMA OVERLAY SYSTEM	1008.0 SF	


SUMMARY OF QUANTITIES FOR SPAN 236		
	ESTIMATE	ACTUAL
SHOTCRETE REPAIRS (UNDERDECK)	0.6 CF	
BRIDGE JOINT DEMOLITION	11.0 SF	
CLASS II SURFACE PREPARATION	-	
CLASS III SURFACE PREPARATION	-	
CONCRETE DECK REPAIR FOR MMA OVERLAY	-	
CRACK PRETREATMENT	114.7 LF	
CONCRETE BRIDGE DECK CRACK SEALING	112.0 SY	
MMA OVERLAY SYSTEM	1008.0 SF	

SUMMARY OF QUANTITIES FOR SPAN 237		
	ESTIMATE	ACTUAL
SHOTCRETE REPAIRS (UNDERDECK)	0.1 CF	
BRIDGE JOINT DEMOLITION	11.0 SF	
CLASS II SURFACE PREPARATION	-	
CLASS III SURFACE PREPARATION	-	
CONCRETE DECK REPAIR FOR MMA OVERLAY	-	
CRACK PRETREATMENT	123.1 LF	
CONCRETE BRIDGE DECK CRACK SEALING	112.0 SY	
MMA OVERLAY SYSTEM	1008.0 SF	

SUMMARY OF QUANTITIES FOR SPAN 238		
	ESTIMATE	ACTUAL
SHOTCRETE REPAIRS (UNDERDECK)	0.3 CF	
BRIDGE JOINT DEMOLITION	11.0 SF	
CLASS II SURFACE PREPARATION	-	
CLASS III SURFACE PREPARATION	-	
CONCRETE DECK REPAIR FOR MMA OVERLAY	-	
CRACK PRETREATMENT	110.7 LF	
CONCRETE BRIDGE DECK CRACK SEALING	112.0 SY	
MMA OVERLAY SYSTEM	1008.0 SF	

- SHOTCRETE REPAIRS (UNDERDECK)
- BRIDGE JOINT DEMOLITION
- CLASS II DECK REPAIR
- CLASS III DECK REPAIR
- MMA OVERLAY SYSTEM
- CRACK PRETREATMENT

PROJECT NO. HB-0017  
DARE COUNTY  
 BRIDGE NO. 270009



STATE OF NORTH CAROLINA  
 DEPARTMENT OF TRANSPORTATION  
 RALEIGH  
 SURFACE PREPARATION & UNDERDECK REPAIRS  
 SPANS 235 THRU 238

NOTE:

REPAIR LOCATIONS AND ESTIMATED QUANTITIES ARE GIVEN WITH THE BEST INFORMATION AVAILABLE. IF ADDITIONAL REPAIRS NOT SHOWN ON THE DRAWINGS ARE DEEMED NECESSARY BY THE ENGINEER, THE ENGINEER WILL NOTE ON THE DRAWINGS THE APPROXIMATE LOCATIONS AND DESCRIPTION OF THE REPAIRS AND ADJUST THE ACTUAL QUANTITIES ENTERED INTO THE AS-BUILT REPAIR QUANTITY TABLE.

DRAWN BY: M. SPENCER DATE: 12/2018  
 CHECKED BY: J. FARNHAM DATE: 03/2019



DOCUMENT NOT CONSIDERED FINAL UNLESS ALL SIGNATURES COMPLETED

REVISIONS						SHEET NO.
NO.	BY:	DATE:	NO.	BY:	DATE:	
1			3			S-87
2			4			TOTAL SHEETS 355