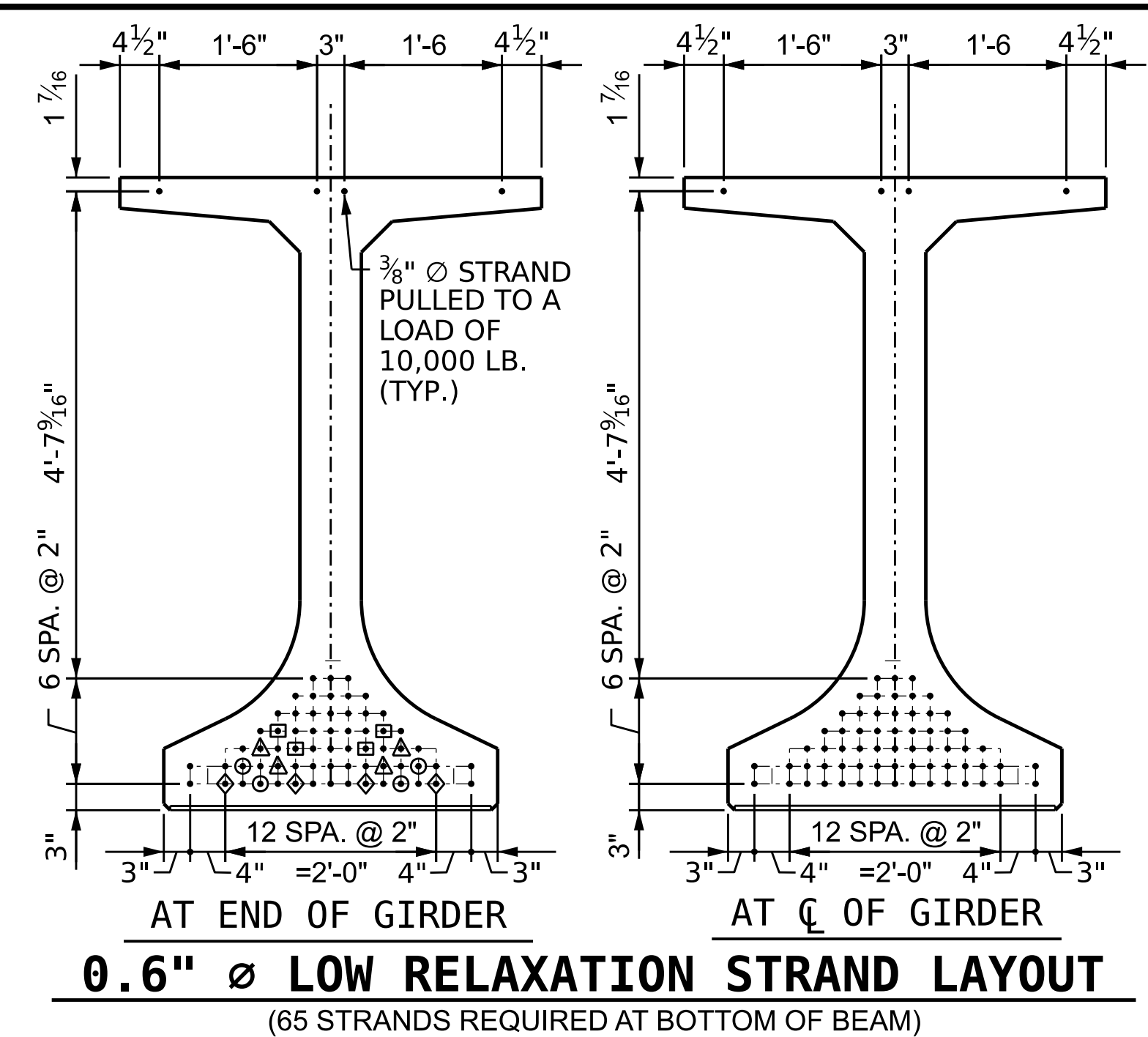


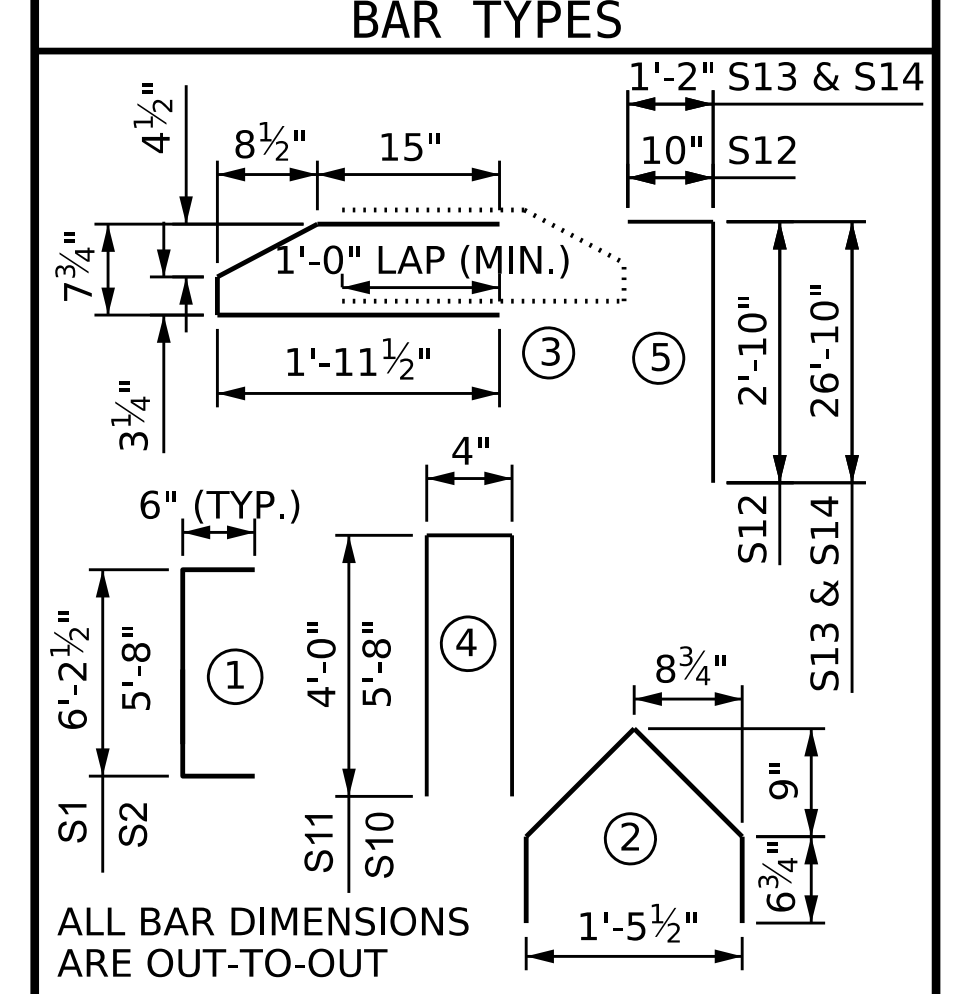
1 1/2" Ø FORMED HOLE. SEE ELEVATION FOR LOCATION. FOR DIM. "A", "B" & "C" SEE "PRESTRESSED CONCRETE GIRDER DETAILS" SHEET.)

- DEBONDING LEGEND**
- FULLY BONDED STRANDS
  - STRANDS DEBONDED FOR 6'-0" FROM END OF GIRDER
  - STRANDS DEBONDED FOR 14'-0" FROM END OF GIRDER
  - STRANDS DEBONDED FOR 22'-0" FROM END OF GIRDER
  - STRANDS DEBONDED FOR 30'-0" FROM END OF GIRDER



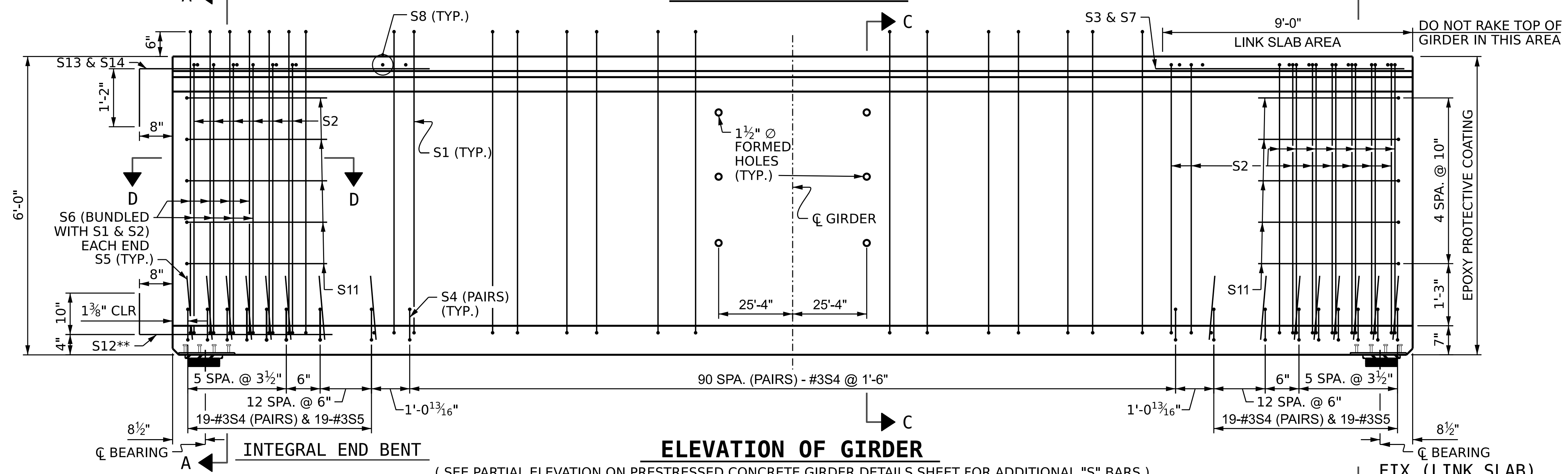
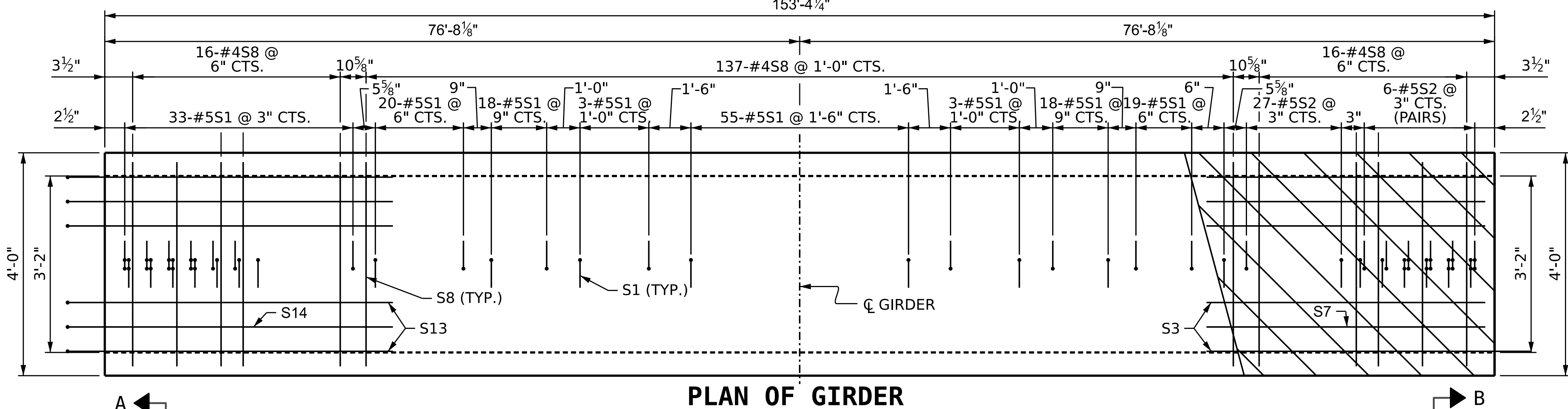
0.6" Ø L.R. GRADE 270 STRANDS		
AREA (SQUARE INCHES)	ULTIMATE STRENGTH (LBS. PER STRAND)	APPLIED PRESTRESS (LBS. PER STRAND)
0.217	58,600	43,950

REINFORCING STEEL FOR ONE GDR					
BAR NUMBER	SIZE	TYPE	LENGTH	WEIGHT	
S1	169	#5	1	7'-2"	1264
S2	46	#5	1	6'-8"	320
S3	4	#6	STR	26'-0"	156
S4	258	#3	3	4'-3"	412
S5	38	#3	2	3'-3"	46
S6	16	#5	STR	5'-6"	92
S7	2	#7	STR	26'-0"	106
S8	169	#4	STR	3'-8"	414
S9	16	#4	STR	8'-0"	86
S10	8	#5	4	11'-8"	97
S11	10	#4	4	6'-4"	42
S12	10	#5	5	3'-8"	38
S13	4	#6	5	28'-0"	168
S14	2	#7	5	28'-0"	114



QUANTITIES FOR ONE GIRDER		
REINFORCING STEEL	8,500 PSI CONCRETE	0.6" Ø L.R. STRANDS
LB.	C.Y.	No.
3355	41.8	65

GIRDERS REQUIRED		
NUMBER	LENGTH	TOTAL LENGTH
2	153'-4 1/4"	306'-8 1/2"



DRAWN BY: A.R. VAN VUREN DATE: 04/2022  
 CHECKED BY: D.S. TUTTLE DATE: 05/2022  
 DESIGN ENGINEER OF RECORD: J.E. SLOAN DATE: 05/2022

(SEE PARTIAL ELEVATION ON PRESTRESSED CONCRETE GIRDER DETAILS SHEET FOR ADDITIONAL "S" BARS)

\*SEE NOTES 1 & 2 ON PRESTRESSED CONCRETE GIRDER DETAILS SHEET  
 \*\*FOR S12 BARS, SEE DETAIL "A" ON PRESTRESSED CONCRETE GIRDER DETAILS SHEET

DOCUMENT NOT CONSIDERED FINAL UNLESS ALL SIGNATURES COMPLETED



PROJECT NO. B-4442  
 BUNCOMBE COUNTY  
 STATION: 315+72.39 -L-  
 SHEET 2 OF 4

STATE OF NORTH CAROLINA DEPARTMENT OF TRANSPORTATION RALEIGH					
72" FLORIDA I-BEAM (FIB) PRESTRESSED CONCRETE GIRDER SPAN A EXTERIOR GIRDER					
REVISIONS					SHEET NO.
NO.	BY:	DATE:	NO.	BY:	DATE:
1			3		
2			4		

SHEET NO. S-21  
 TOTAL SHEETS 58