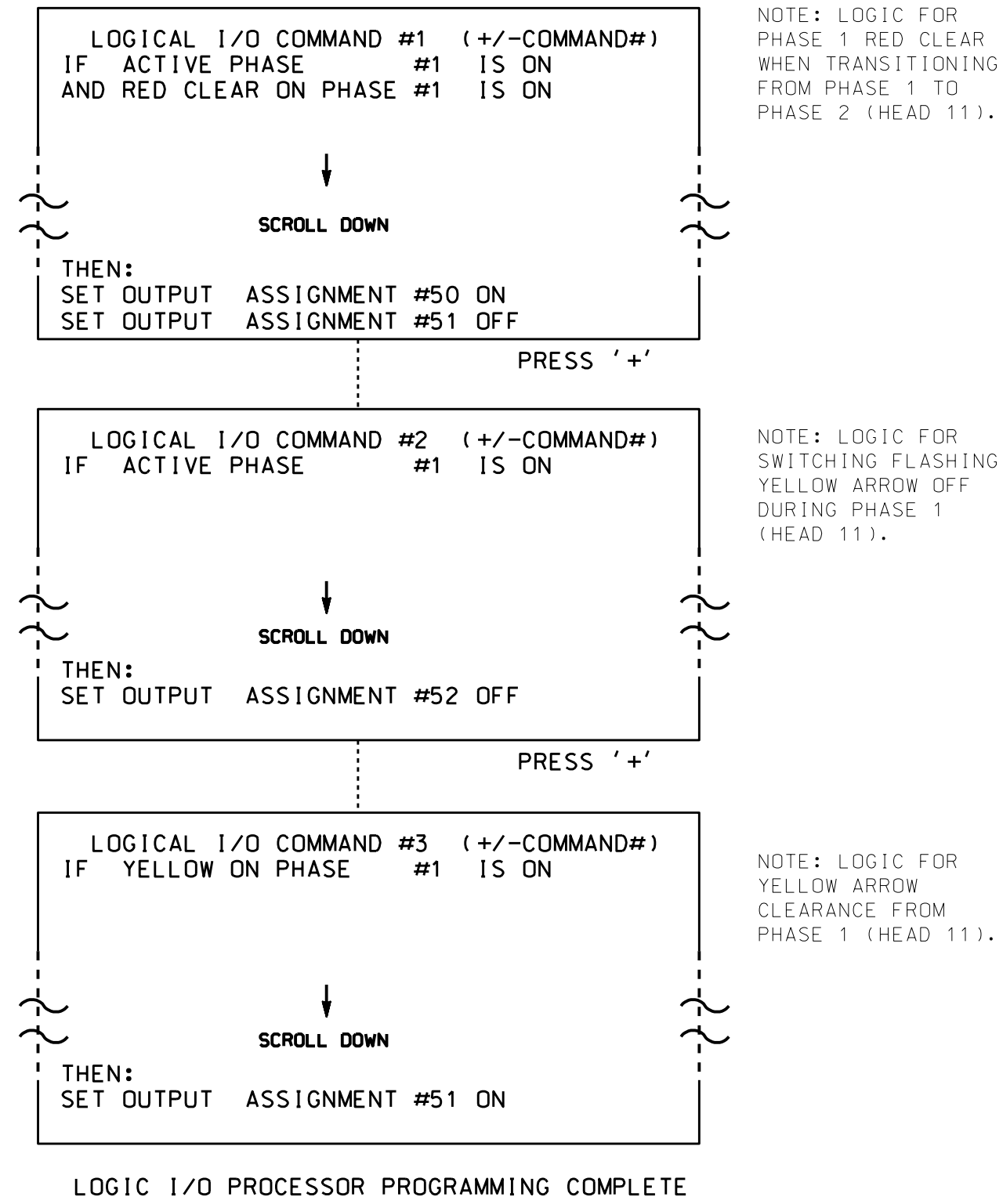


**LOGICAL I/O PROCESSOR PROGRAMMING DETAIL
TO PRODUCE SPECIAL FYA-PPLT SIGNAL SEQUENCE**

(program controller as shown below)

- FROM MAIN MENU PRESS '2' (PHASE CONTROL), THEN '1' (PHASE CONTROL FUNCTIONS). SCROLL TO THE BOTTOM OF THE MENU AND ENABLE ACT LOGIC COMMANDS 1, 2, AND 3.
- FROM MAIN MENU PRESS '6' (OUTPUTS), THEN '3' (LOGICAL I/O PROCESSOR).



OUTPUT REFERENCE SCHEDULE

OUTPUT 50 = Overlap A Red
OUTPUT 51 = Overlap A Yellow
OUTPUT 52 = Overlap A Green

FLASHER CIRCUIT MODIFICATION DETAIL

IN ORDER TO ENSURE THAT SIGNALS FLASH CONCURRENTLY ON THE SAME APPROACH, MAKE THE FOLLOWING FLASHER CIRCUIT CHANGES:

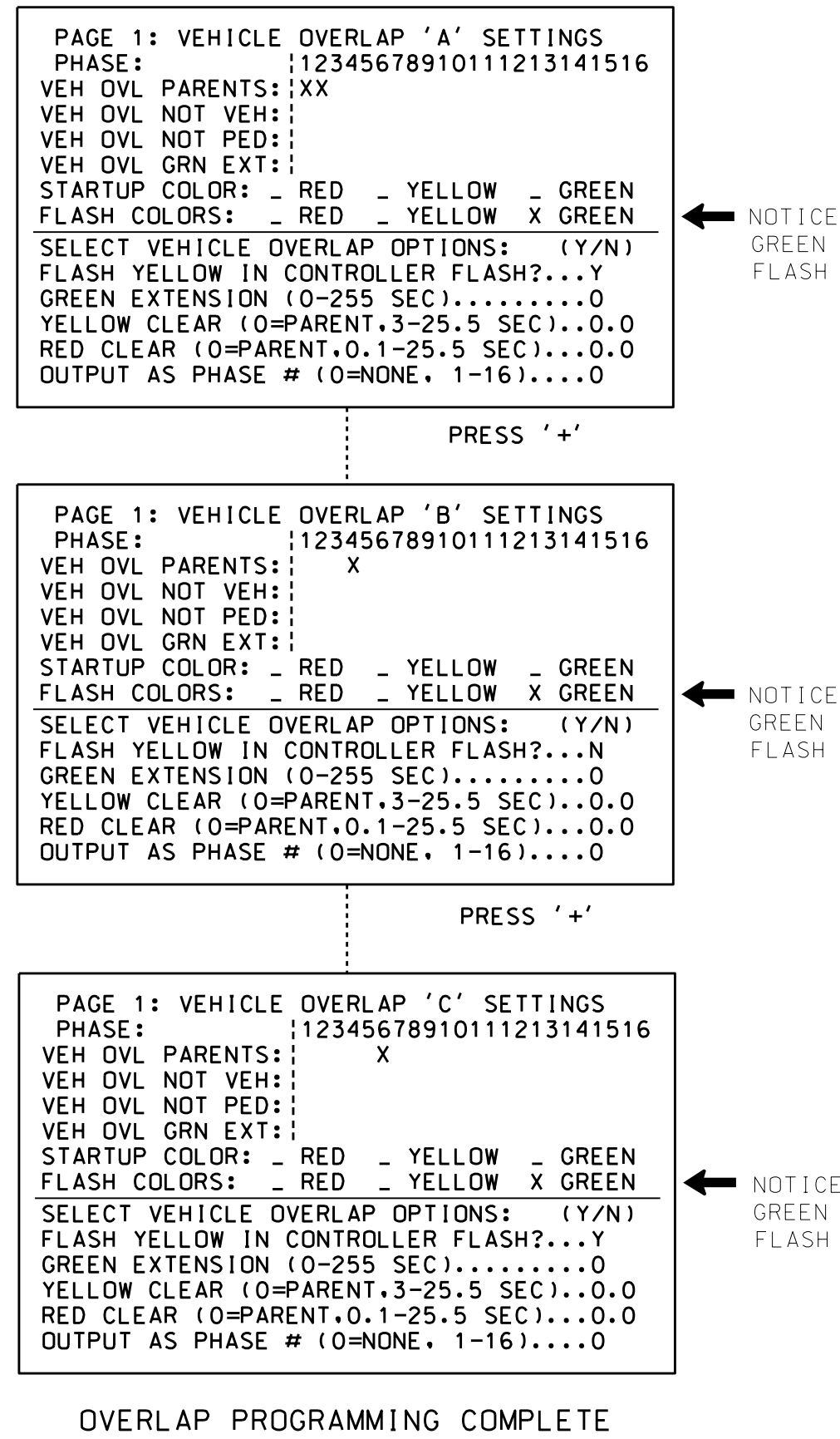
- ON REAR OF PDA - REMOVE WIRE FROM TERM. T2-4 AND TERMINATE ON T2-2.
- ON REAR OF PDA - REMOVE WIRE FROM TERM. T2-5 AND TERMINATE ON T2-3.
- REMOVE FLASHER UNIT 2.

THE CHANGES LISTED ABOVE TIES ALL PHASES AND OVERLAPS TO FLASHER UNIT 1.

**OVERLAP PROGRAMMING DETAIL
FOR DEFAULT PHASING**

(program controller as shown below)

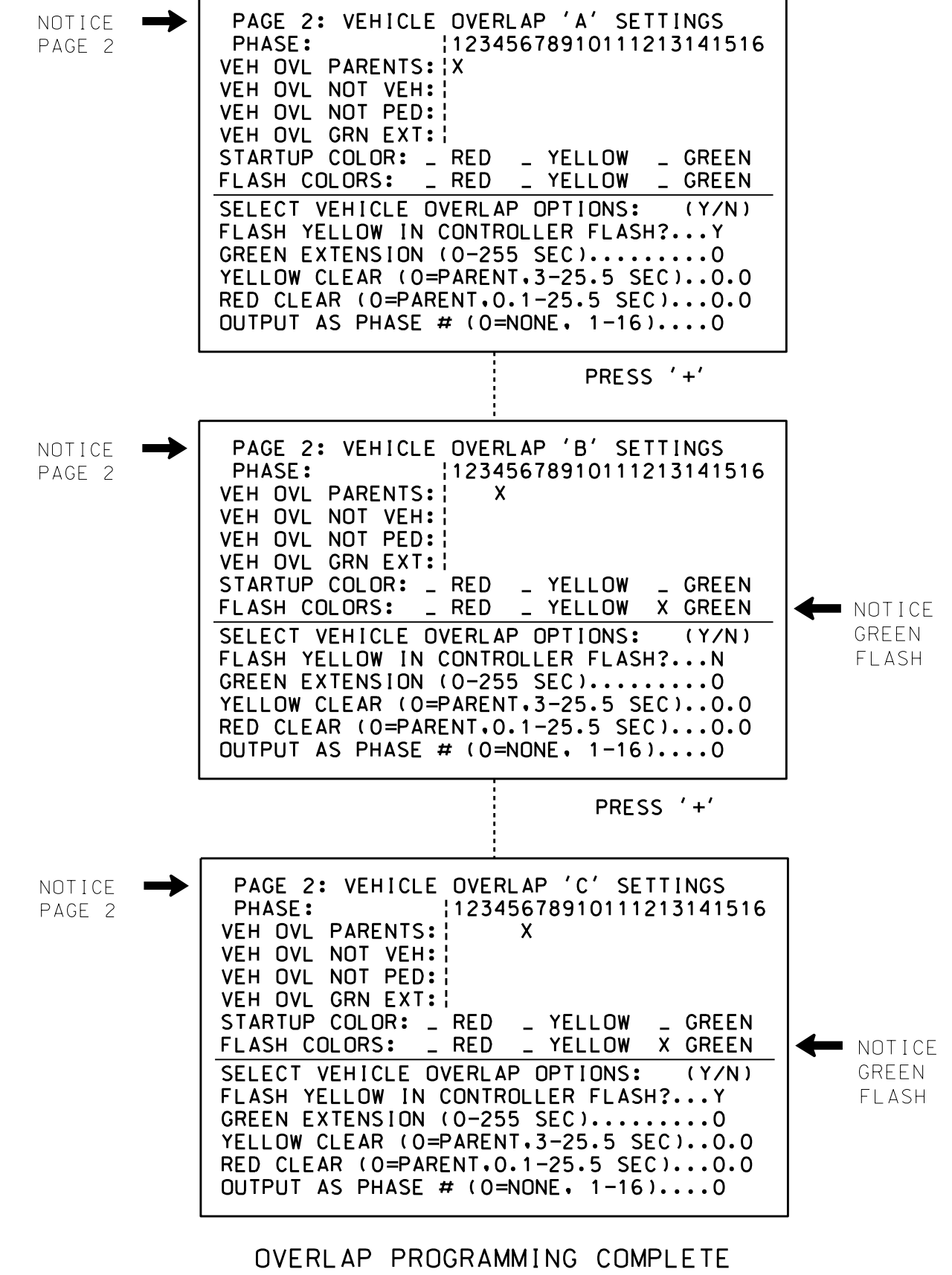
FROM MAIN MENU PRESS '8' (OVERLAPS), THEN '1' (VEHICLE OVERLAP SETTINGS).



**OVERLAP PROGRAMMING DETAIL
FOR ALTERNATE PHASING**

(program controller as shown below)

FROM MAIN MENU PRESS '8' (OVERLAPS), THEN '1' (VEHICLE OVERLAP SETTINGS). PRESS 'NEXT' TO ADVANCE TO PAGE 2.



THIS ELECTRICAL DETAIL IS FOR THE SIGNAL DESIGN: 08-0649T4
DESIGNED: JANUARY 2022
SEALED: 4/20/2022
REVISED: N/A

Temporary Design 4 - (TMP Phase III)
Electrical Detail - Sheet 2 of 4

DOCUMENT NOT CONSIDERED FINAL UNLESS ALL SIGNATURES COMPLETED

	ELECTRICAL AND PROGRAMMING DETAILS FOR: Prepared for the Offices of: 		NC 42 (Broadway Road) at SR 1529 (Cox Mill Road) and Bill's Body Shop Division 8 Lee County Sanford		SEAL
	PLAN DATE: April 2022 PREPARED BY: Keith M. Mims	REVIEWED BY: Todd Joyce REVIEWED BY:	REVISIONS INIT. DATE	DATE: 04/21/2022 DATE:	

750 N. Greenfield Pkwy, Corner, NC 27529

SIG. INVENTORY NO. 08-0649T4