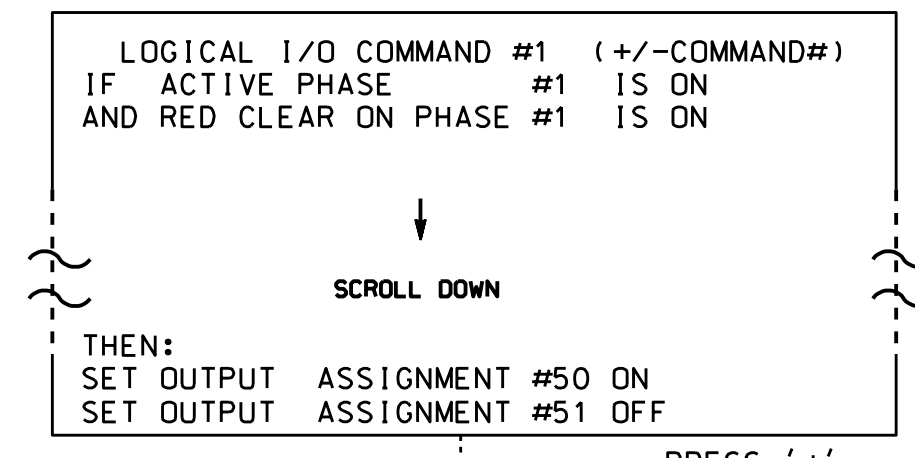


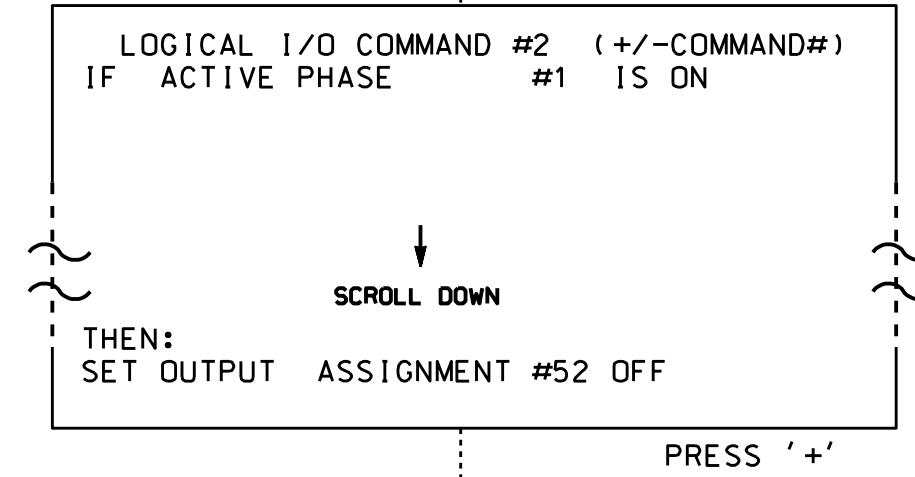
### LOGICAL I/O PROCESSOR PROGRAMMING DETAIL TO PRODUCE SPECIAL FYA-PPLT SIGNAL SEQUENCE

(program controller as shown below)

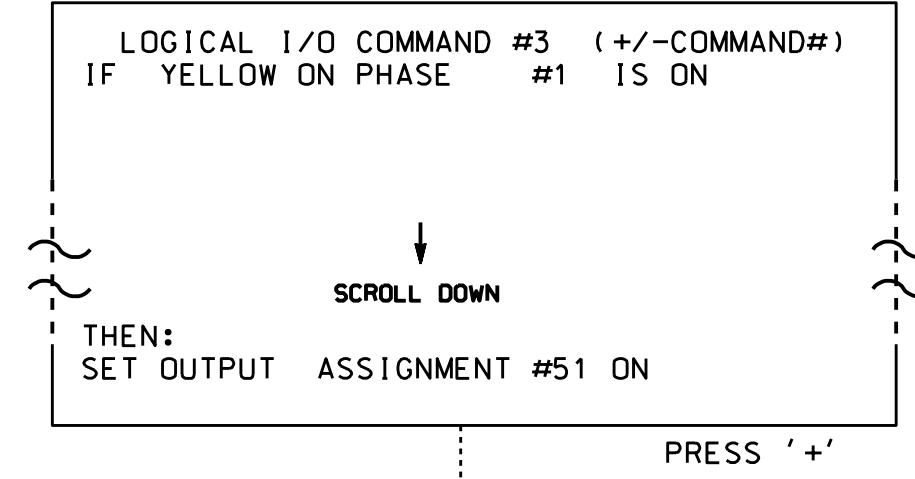
- FROM MAIN MENU PRESS '2' (PHASE CONTROL), THEN '1' (PHASE CONTROL FUNCTIONS), SCROLL TO THE BOTTOM OF THE MENU AND ENABLE ACT LOGIC COMMANDS 1, 2, 3, 4, 5 AND 6.
- FROM MAIN MENU PRESS '6' (OUTPUTS), THEN '3' (LOGICAL I/O PROCESSOR).



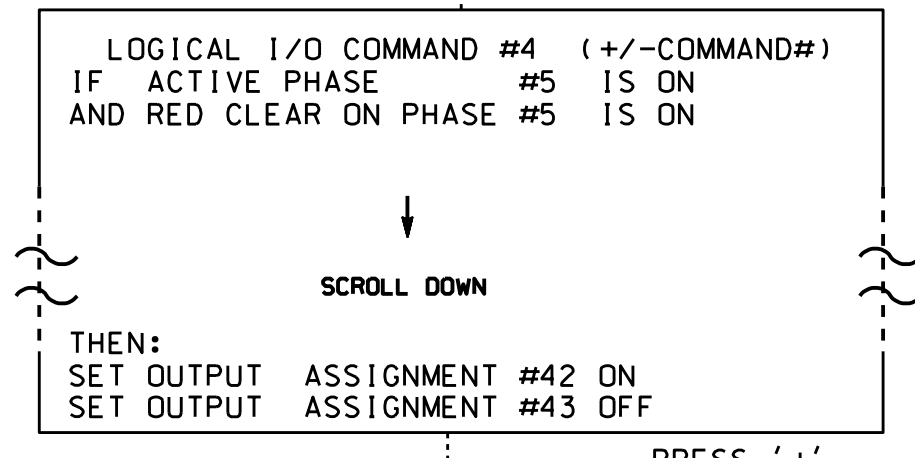
NOTE: LOGIC FOR PHASE 1 RED CLEAR WHEN TRANSITIONING FROM PHASE 1 TO PHASE 2 (HEAD 11).



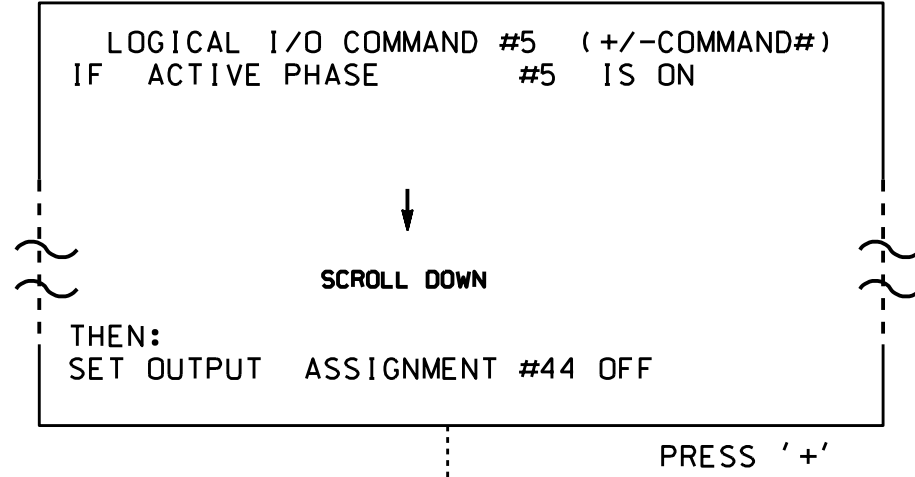
NOTE: LOGIC FOR SWITCHING FLASHING YELLOW ARROW OFF DURING PHASE 1 (HEAD 11).



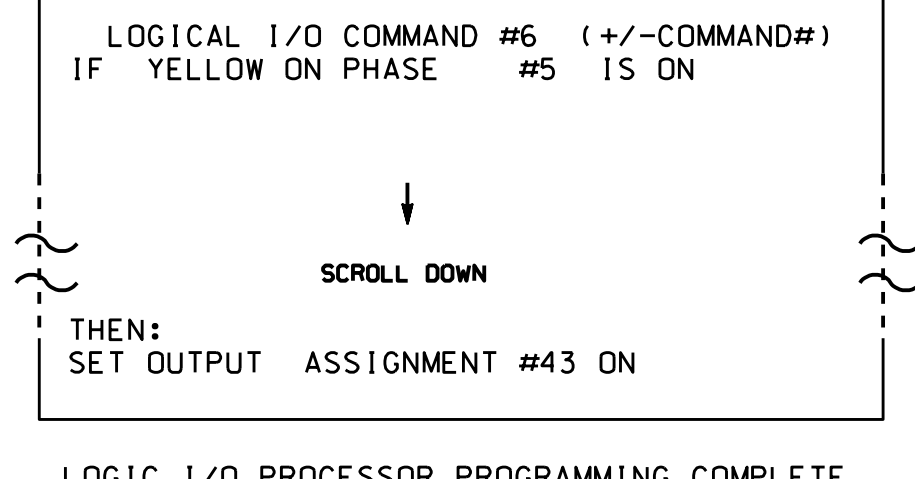
NOTE: LOGIC FOR YELLOW ARROW CLEARANCE FROM PHASE 1 (HEAD 11).



NOTE: LOGIC FOR PHASE 5 RED CLEAR WHEN TRANSITIONING FROM PHASE 5 TO PHASE 6 (HEAD 51).



NOTE: LOGIC FOR SWITCHING FLASHING YELLOW ARROW OFF DURING PHASE 5 (HEAD 51).



NOTE: LOGIC FOR YELLOW ARROW CLEARANCE FROM PHASE 5 (HEAD 51).

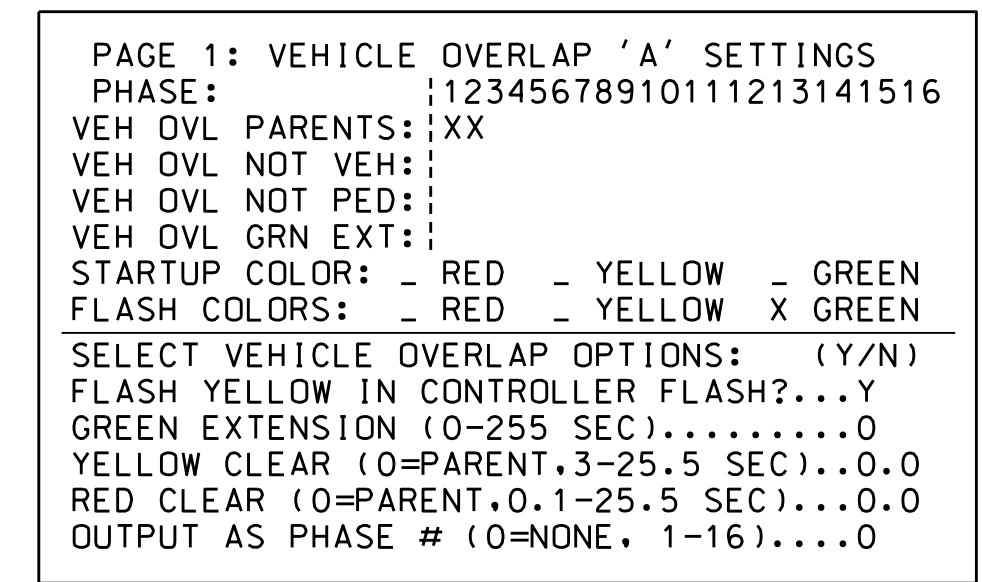
LOGIC I/O PROCESSOR PROGRAMMING COMPLETE

OUTPUT REFERENCE SCHEDULE	
OUTPUT 42	= Overlap C Red
OUTPUT 43	= Overlap C Yellow
OUTPUT 44	= Overlap C Green
OUTPUT 50	= Overlap A Red
OUTPUT 51	= Overlap A Yellow
OUTPUT 52	= Overlap A Green

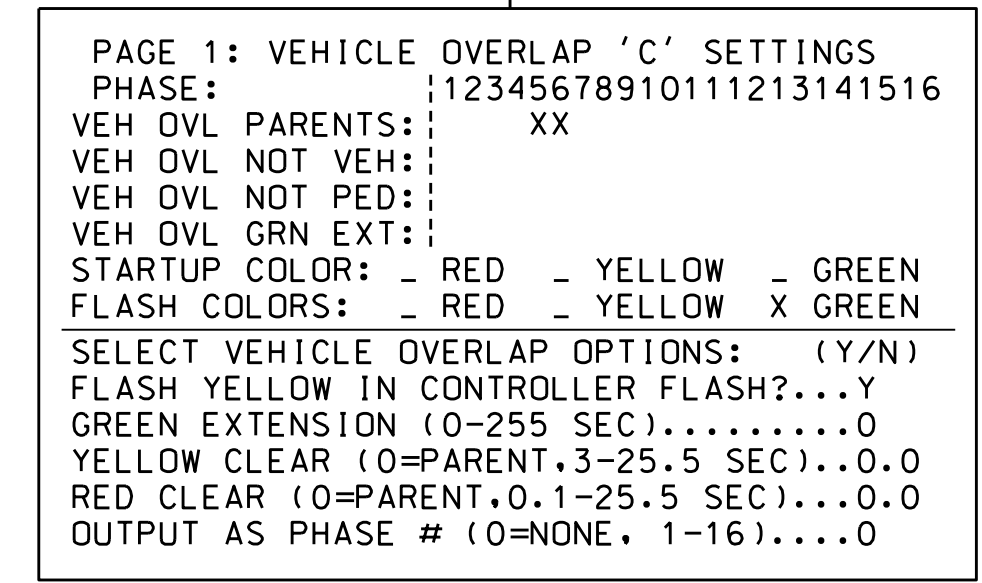
### OVERLAP PROGRAMMING DETAIL FOR DEFAULT PHASING

(program controller as shown below)

FROM MAIN MENU PRESS '8' (OVERLAPS), THEN '1' (VEHICLE OVERLAP SETTINGS).



PRESS '+' TWICE

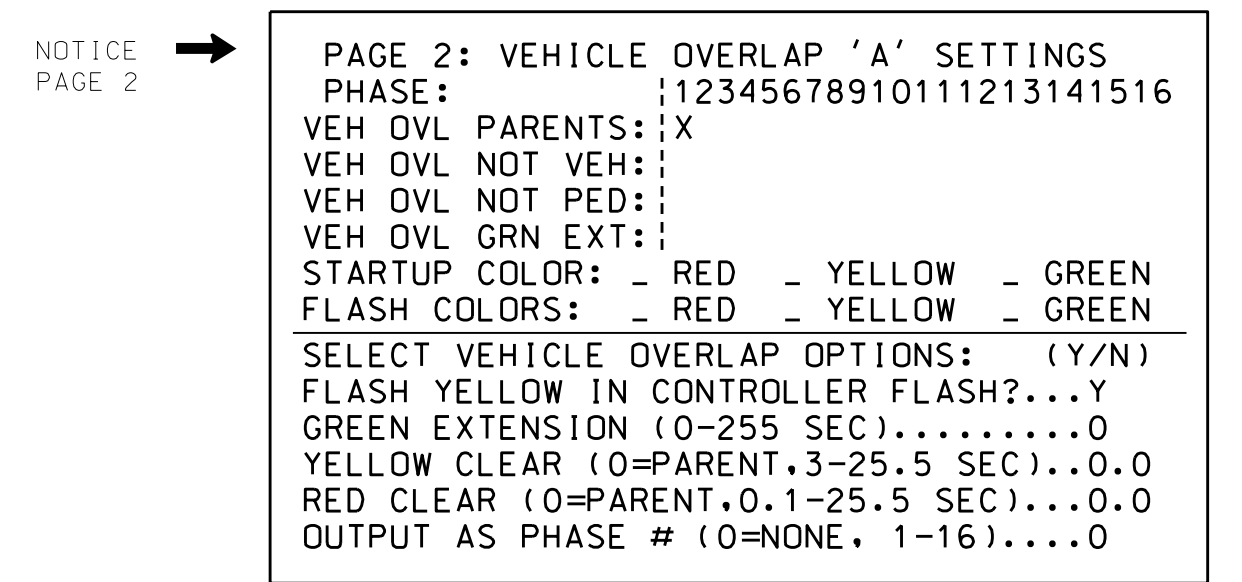


OVERLAP PROGRAMMING COMPLETE

### OVERLAP PROGRAMMING DETAIL FOR ALTERNATE PHASING

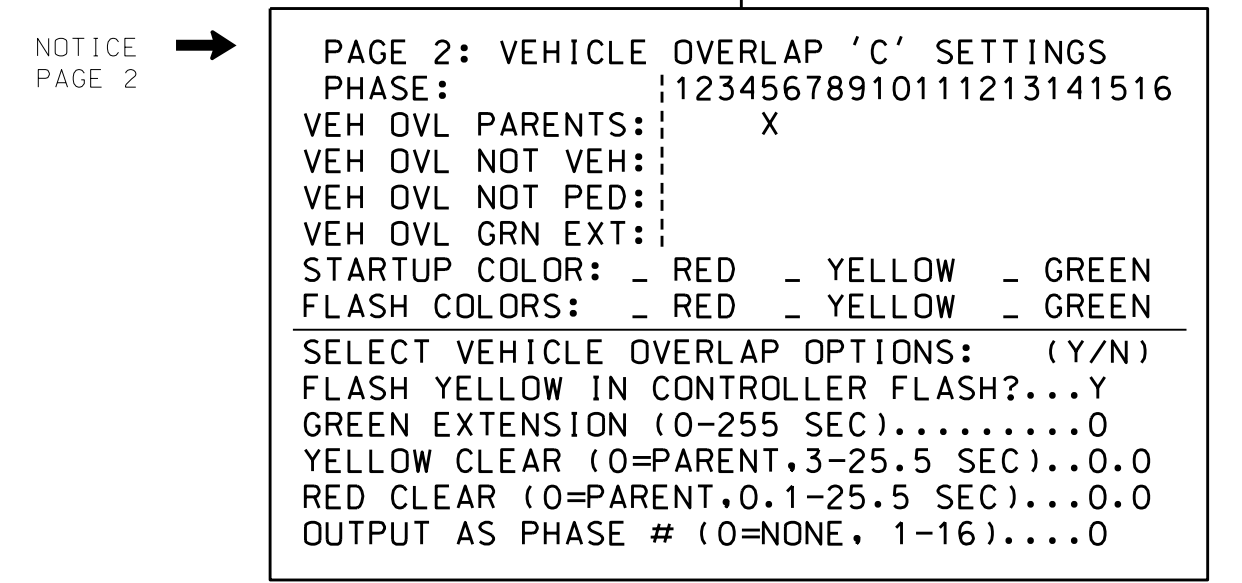
(program controller as shown below)

FROM MAIN MENU PRESS '8' (OVERLAPS), THEN '1' (VEHICLE OVERLAP SETTINGS), PRESS 'NEXT' TO ADVANCE TO PAGE 2.



← NOTICE GREEN FLASH

PRESS '+' TWICE



← NOTICE GREEN FLASH


OVERLAP PROGRAMMING COMPLETE

THIS ELECTRICAL DETAIL IS FOR THE SIGNAL DESIGN: 08-0047  
DESIGNED: March 2022  
SEALED: 4/19/2022  
REVISED: N/A

### COUNTDOWN PEDESTRIAN SIGNAL OPERATION

Countdown Ped Signals are required to display timing only during Ped Clearance Interval. Consult Ped Signal Module user's manual for instructions on selecting this feature.

Electrical Detail - Sheet 2 of 5



US 421 Business/ NC 87 (S. Horner Boulevard) at NC 78-42 (E. Main Street) Lee County Sanford	
Division 8	
PLAN DATE: March 2022	REVIEWED BY:
PREPARED BY: Zarrar Zafar	REVIEWED BY:
REVISIONS	INIT. DATE

DOCUMENT NOT CONSIDERED FINAL UNLESS ALL SIGNATURES COMPLETED

SEAL

DocuSigned by:  
D. Todd Joyce 04/20/2022

SIG. INVENTORY NO. 08-0047

20-Apr-2022 10:16  
 S:\MTS\3041\S\Sigs\Sig\_Mgmt\CarFor\CarFor\080047\_sml.e\_2022mtd.dgn  
 2221gr