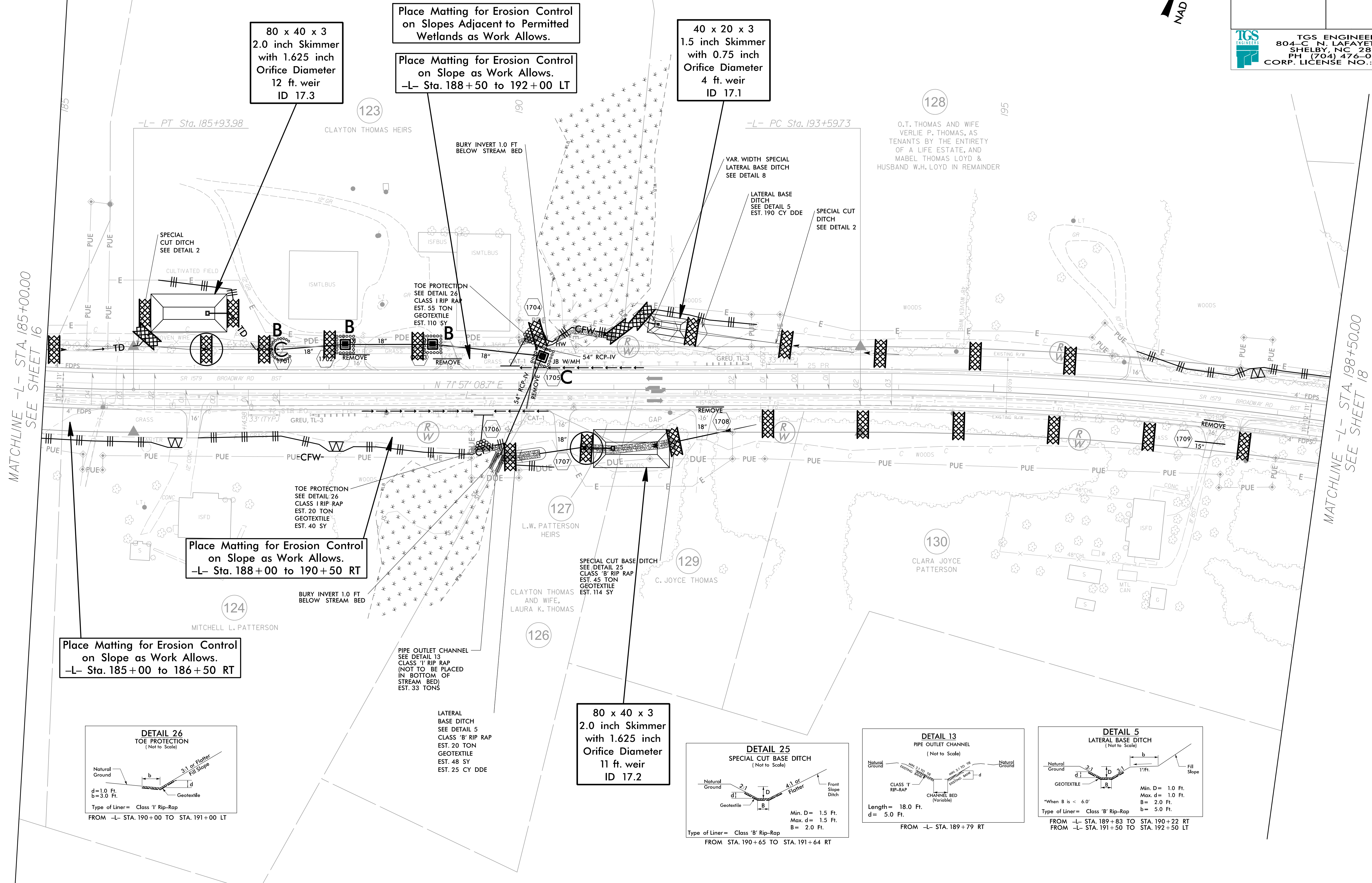
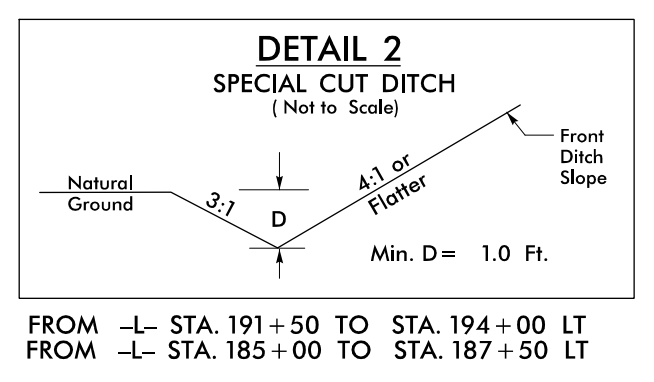
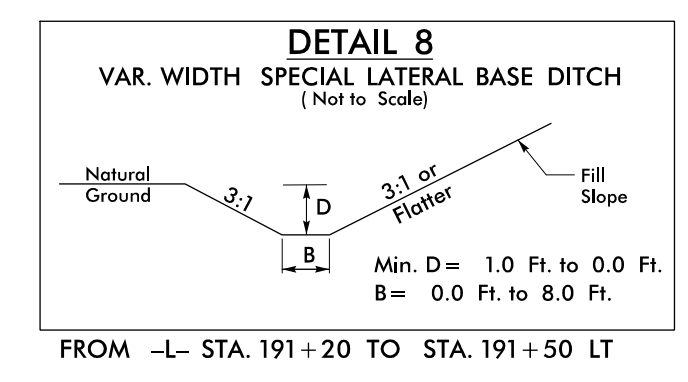


NAD 83 / NSRS 2007

-L-

PI Sta 183+58.98	PI Sta 196+95.94
$\Delta = 16^{\circ} 57' 18.8" (LT)$	$\Delta = 10^{\circ} 40' 14.3" (RT)$
$D = 3^{\circ} 34' 51.6"$	$D = 1^{\circ} 35' 29.6"$
$L = 473.48'$	$L = 670.46'$
$T = 238.48'$	$T = 336.20'$
$R = 1600.00'$	$R = 3600.00'$
$SE = 0.04$	$SE = 0.03$
$Lr = 132'$	$Lr = 99'$



MATCHLINE -L- STA. 185+00.00  
SEE SHEET 16

MATCHLINE -L- STA. 198+50.00  
SEE SHEET 18

