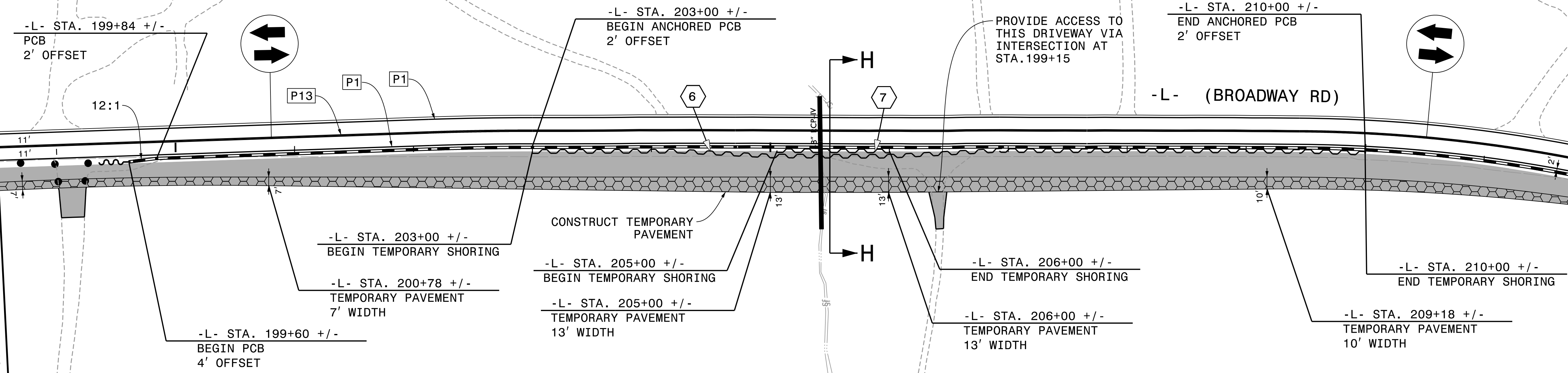


MATCHLINE -L- STA. 198 + 50, SEE TMP-6.12

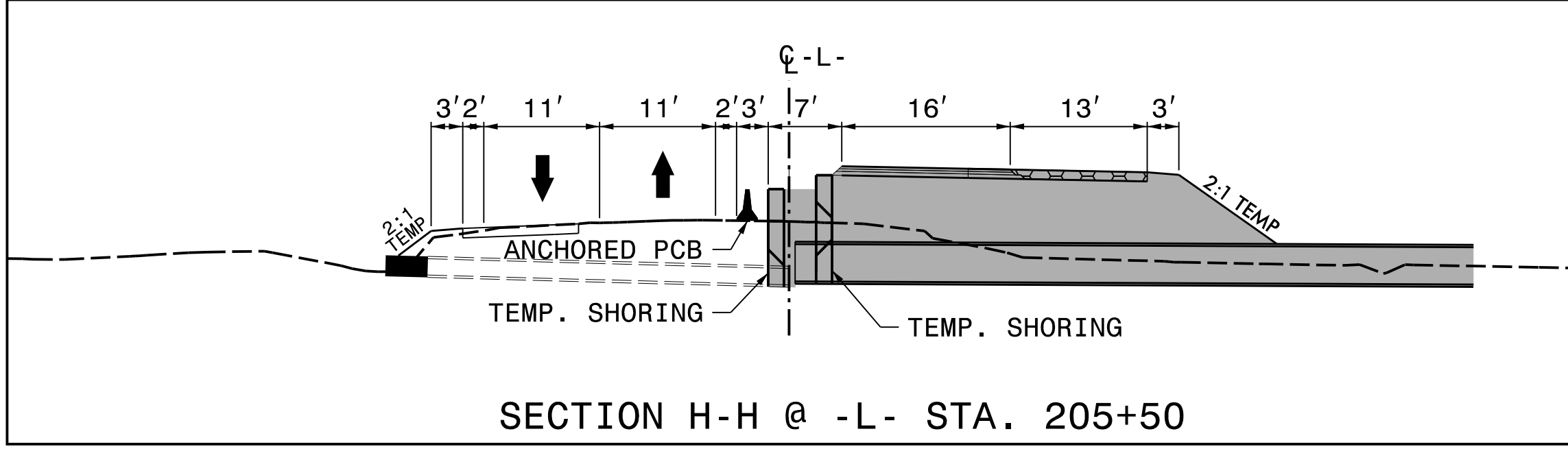
MATCHLINE -L- STA. 212 + 00, SEE TMP-6.14



SEE TMP-2A FOR TEMP. SHORING INFORMATION

6 -L- STA 203+00± 0.4' LT TO STA 210+00±, CENTERLINE QUANTITY = 3500 S.F.


7 -L- STA 205+00± 1.3' LT TO STA 206+00±, 0.8' LT QUANTITY = 400 S.F.




APPROVED: *Michael T. Reppa*

DATE: 7/12/2022

SEAL



DOCUMENT NOT CONSIDERED FINAL
UNLESS ALL SIGNATURES COMPLETED



PHASE 2 - STEP 1

PLOT DRIVER: NCDOT_pdf_color_eng_50.pit
 USER: CHARNDEN
 DATE: 5/31/2022
 TIME: 5:11:50 PM
 FILE: p:\p\pdr\users\charnden\us_east\01\documents\3322\10002133\10279033\6_0_CAD_BITMAP_6.2_WIP\TrafficControl\CPA\R3830_TC_TMP-06.13.dgn

REVISIONS