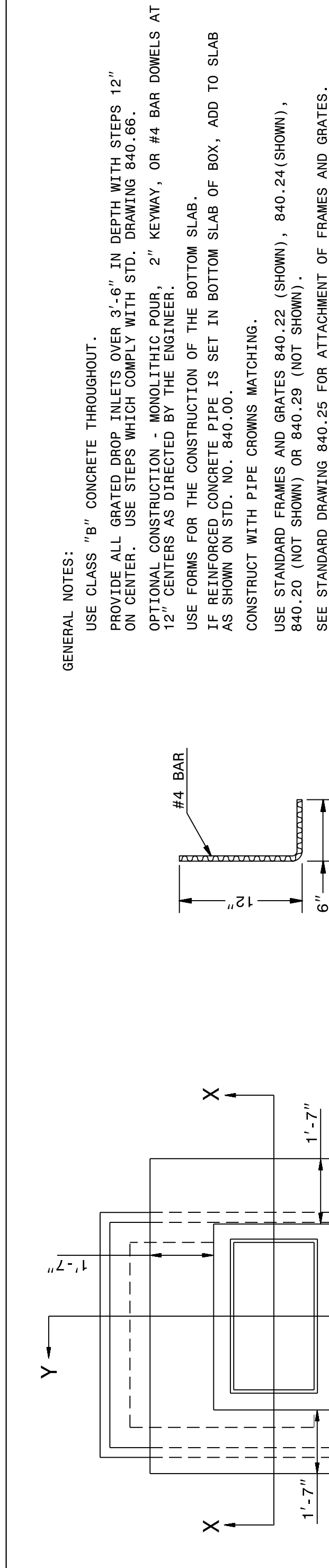


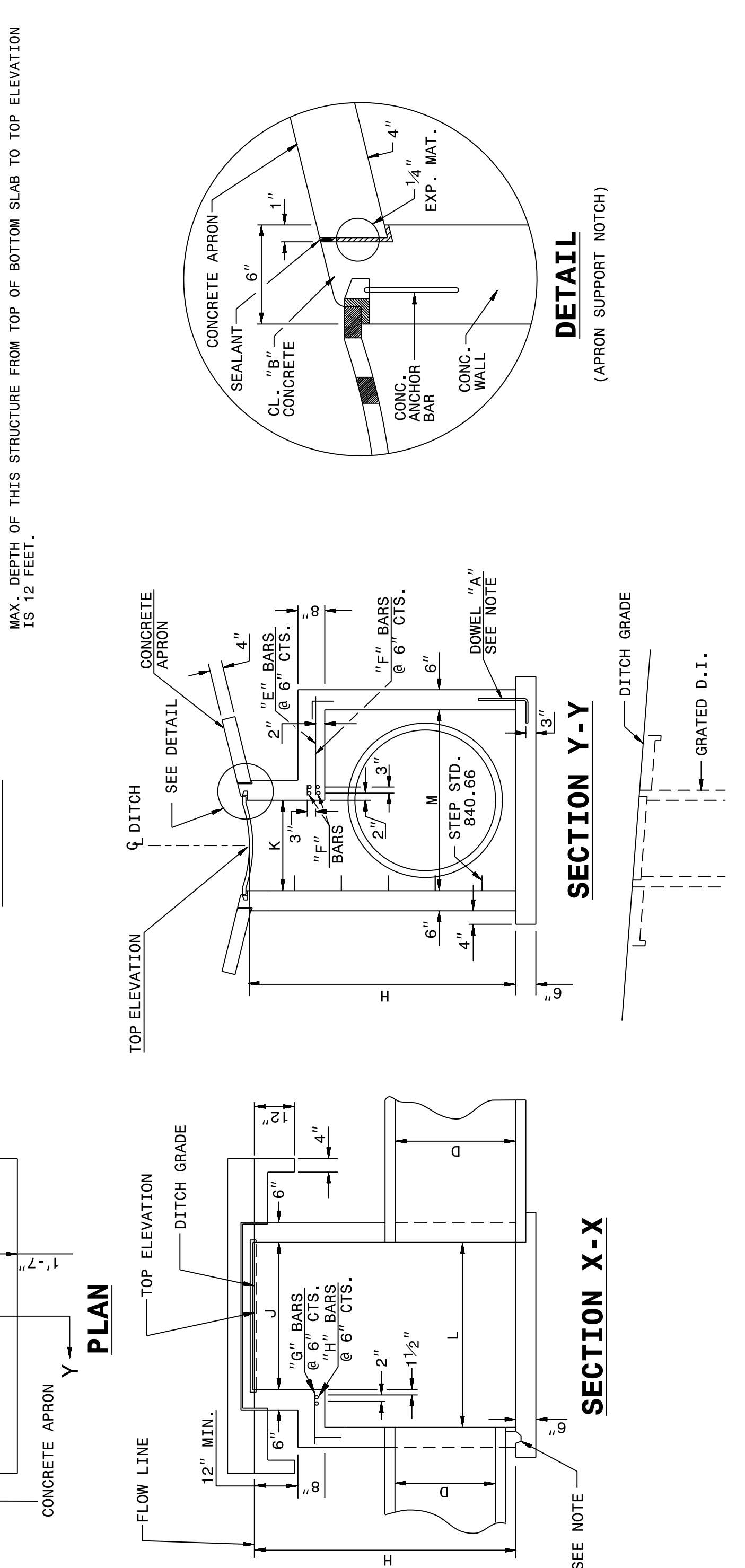
STATE OF NORTH CAROLINA DEPT. OF TRANSPORTATION DIVISION OF HIGHWAYS RALEIGH, N.C.

ENGLISH DETAIL DRAWING FOR CONCRETE GRATED DROP INLET TYPE 'A' MINIMUM DEPTH 12" THRU 72" PIPE

SHEET 1 OF 2 840d17



STATE OF NORTH CAROLINA DEPT. OF TRANSPORTATION DIVISION OF HIGHWAYS RALEIGH, N.C.



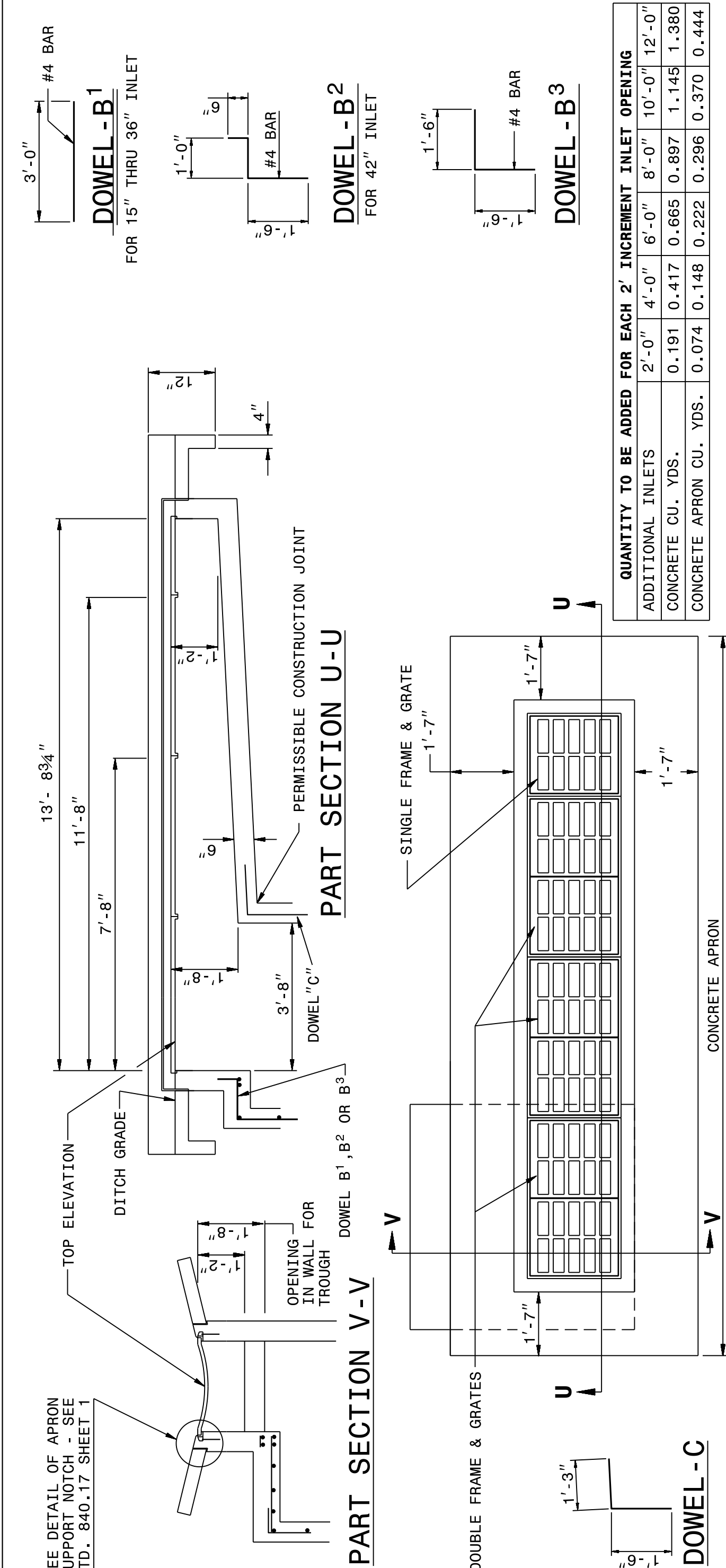
GENERAL NOTES:
 USE CLASS "B" CONCRETE THROUGHOUT.
 PROVIDE ALL GRATED DROP INLETS OVER 3'-6" IN DEPTH WITH STEPS 12" ON CENTER. USE STEPS WHICH COMPLY WITH STD. DRAWING 840.66.
 OPTIONAL CONSTRUCTION - MONOLITHIC POUR, 2" KEYWAY, OR #4 BAR DOWELS AT 12" CENTERS AS DIRECTED BY THE ENGINEER.
 USE FORMS FOR THE CONSTRUCTION OF THE BOTTOM SLAB.
 REINFORCED CONCRETE PIPE IS SET IN BOTTOM SLAB OF BOX, ADD TO SLAB AS SHOWN ON STD. NO. 840.00.
 CONSTRUCT WITH PIPE CROWNS MATCHING.
 USE STANDARD FRAMES AND GRATES 840.22 (SHOWN), 840.24 (SHOWN), 840.20 (NOT SHOWN) OR 840.29 (NOT SHOWN).
 SEE STANDARD DRAWING 840.25 FOR ATTACHMENT OF FRAMES AND GRATES.
 CHAMFER ALL EXPOSED CORNERS 1".
 DRAWING NOT TO SCALE.
 MAX. DEPTH OF THIS STRUCTURE FROM TOP OF BOTTOM SLAB TO TOP ELEVATION IS 12 FEET.

SHEET 1 OF 2 840d17

STATE OF NORTH CAROLINA DEPT. OF TRANSPORTATION DIVISION OF HIGHWAYS RALEIGH, N.C.

ENGLISH DETAIL DRAWING FOR CONCRETE GRATED DROP INLET TYPE 'A' MINIMUM DEPTH 12" THRU 72" PIPE

SHEET 2 OF 2 840d17



STATE OF NORTH CAROLINA DEPT. OF TRANSPORTATION DIVISION OF HIGHWAYS RALEIGH, N.C.

ENGLISH DETAIL DRAWING FOR CONCRETE GRATED DROP INLET TYPE 'A' MINIMUM DEPTH 12" THRU 72" PIPE

SHEET 2 OF 2 840d17


MIN. DIMENSIONS AND QUANTITIES FOR CONCRETE GRATED DROP INLET (BASED ON MIN. HEIGHT, H)									
DIMENSIONS OF BOX AND PIPE		REINFORCING STEEL - NO. 4 BARS							
PIPE DIAMETER	SPAN	WIDTH	HEIGHT	BARS E NO.	BARS F NO.	BARS G NO.	BARS H NO.	TOTAL BARS	APRON TOTAL
12"	3'-8"	2'-0"	2'-3"	—	—	—	—	—	0.362
15"	3'-8"	2'-0"	2'-5"	—	—	—	—	—	0.362
18"	—	2'-0"	2'-8"	—	—	—	—	—	0.362
24"	—	2'-0"	3'-3"	8	1'-5"	6	4'-9"	27	0.444
30"	—	3'-5"	3'-10"	8	2'-0"	7	4'-9"	33	0.502
36"	—	4'-0"	4'-4"	8	2'-5"	8	4'-11"	47	0.560
42"	—	4'-10"	5'-0"	10	3'-1"	9	5'-7"	67	0.704
48"	—	5'-4"	5'-6"	11	3'-7"	10	6'-1"	87	0.823
54"	—	6'-0"	6'-0"	12	4'-1"	11	6'-7"	107	0.951
60"	—	6'-6"	6'-7"	13	4'-9"	12	7'-3"	135	1.311
66"	—	7'-2"	7'-1"	14	5'-4"	14	7'-10"	168	1.136
72"	—	7'-8"	7'-8"	15	5'-11"	15	8'-5"	199	1.500

STATE OF NORTH CAROLINA DEPT. OF TRANSPORTATION DIVISION OF HIGHWAYS RALEIGH, N.C.

CONTRACT STANDARDS AND DEVELOPMENT UNIT
 Office 919-707-6950 FAX 919-250-4119

SEE TITLE BLOCK

ORIGINAL BY: J. Howerton DATE: 1/22/14
 MODIFIED BY: DATE:
 CHECKED BY: DATE:
 FILE SPEC.: jhowerton\minimum_depth_type A.dgn



6/30/2022 | 3:43 PM EDT

DOCUMENT NOT CONSIDERED FINAL UNLESS ALL SIGNATURES COMPLETED

U:\SEP-2017\1155\portraits\Special Details\jhowerton\840d17 Minimum Depth Type A.dgn
 jhowerton At CSD 2/25/2015