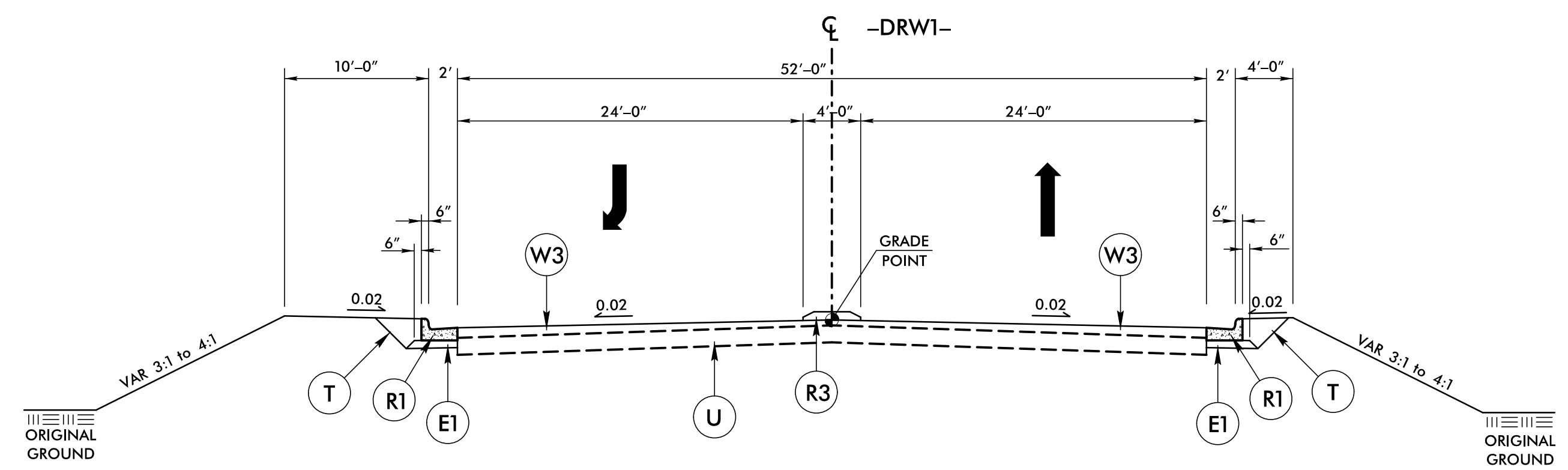


6/2/2022

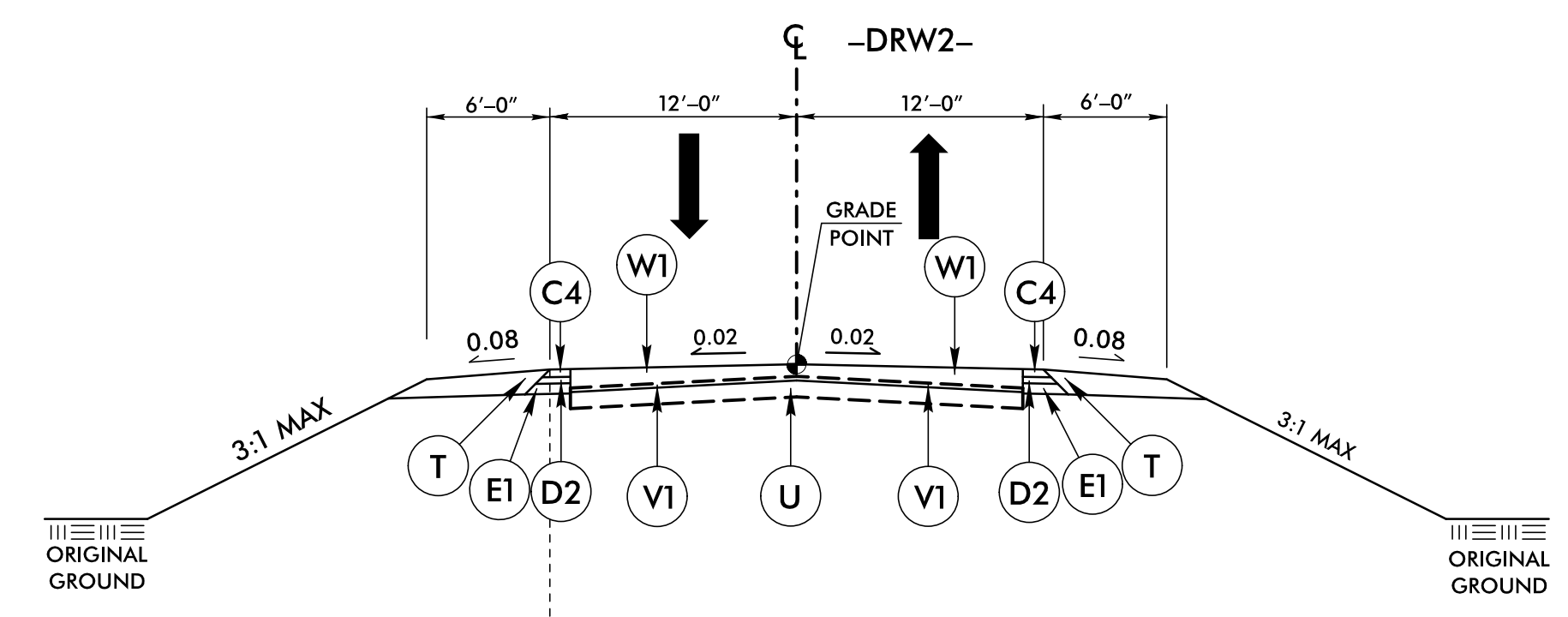
F:\24\2022\24-0001\Roadway\Proc\Roadway\Proc\R3830\_Rdy\_Typ.dgn  
User: m.lawyer



**TYPICAL SECTION NO. 24**

USE TYPICAL SECTION NO. 24:  
FROM -DRW1- STA. 10+38.50 TO 11+51.52

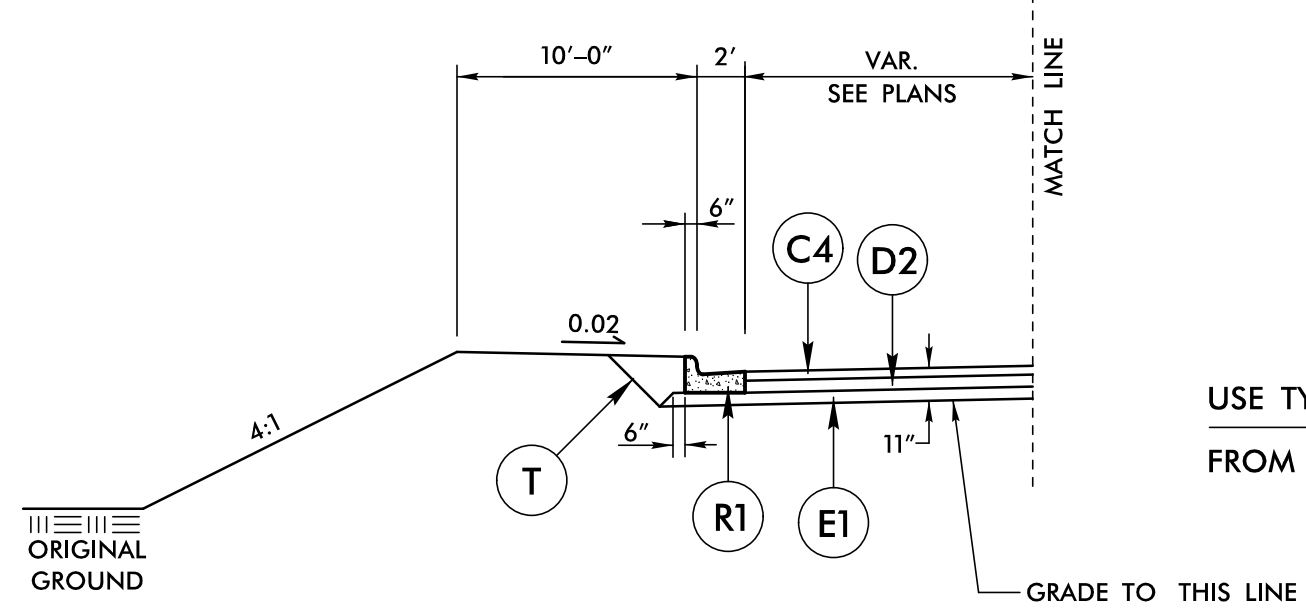
WHERE 2'-6" CURB & GUTTER IS USED FOR -L- LINE RADIUS RETURNS ONTO -Y- LINES, USE -L- LINE PAVEMENT DESIGN THROUGH THE RADIUS RETURNS IN LIEU OF -Y- LINE PAVEMENT DESIGN. SEE PLANS FOR LOCATIONS.



**TYPICAL SECTION NO. 25**

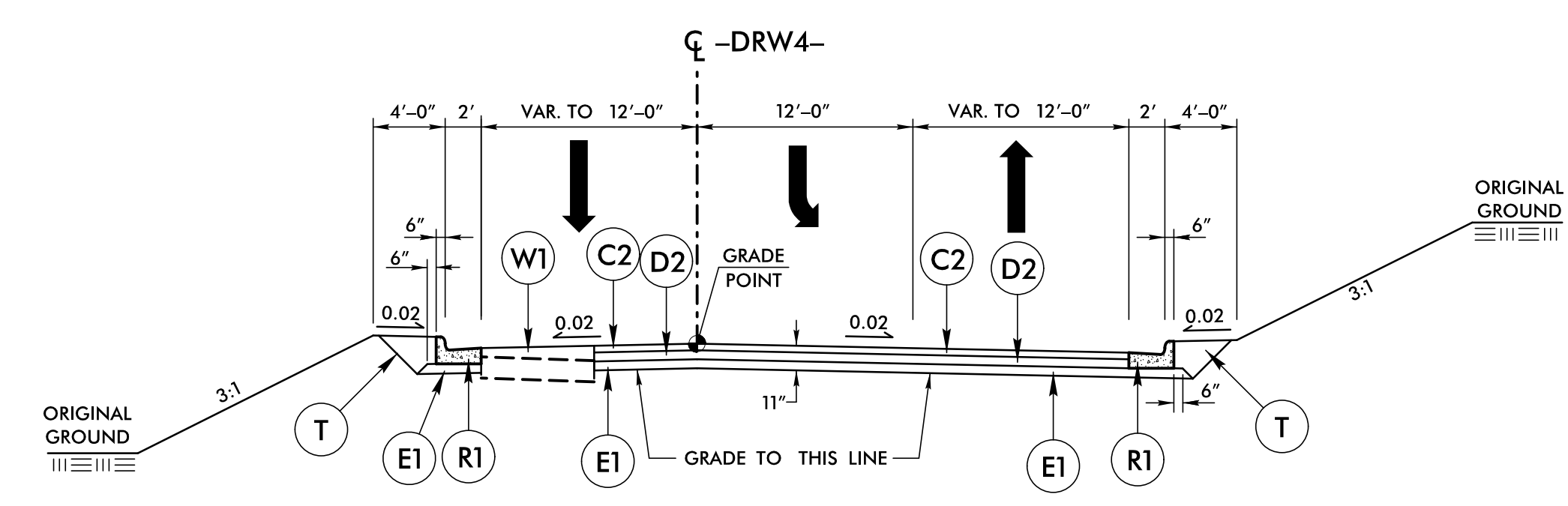
USE TYPICAL SECTION NO. 25:  
FROM -DRW2- STA. 10+39.44 TO 11+95.00

WHERE 2'-6" CURB & GUTTER IS USED FOR -L- LINE RADIUS RETURNS ONTO -Y- LINES, USE -L- LINE PAVEMENT DESIGN THROUGH THE RADIUS RETURNS IN LIEU OF -Y- LINE PAVEMENT DESIGN. SEE PLANS FOR LOCATIONS.



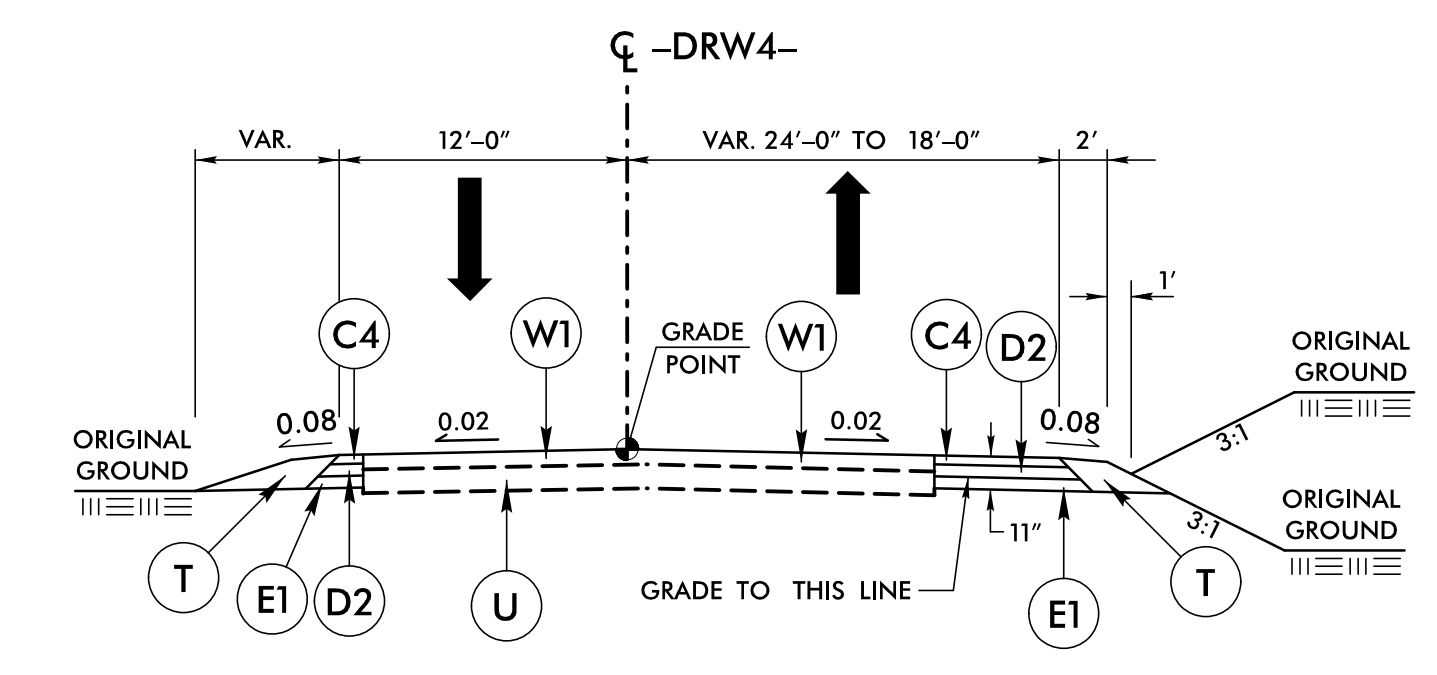
**TYPICAL SECTION NO. 25A**

USE TYPICAL SECTION NO. 25A:  
FROM -DRW2- STA. 10+39.44 TO 10+90.59 (LT.)



**TYPICAL SECTION NO. 26**

USE TYPICAL SECTION NO. 26:  
FROM -DRW4- STA. 10+39.77 TO 11+03.95



**TYPICAL SECTION NO. 27**

USE TYPICAL SECTION NO. 27:  
FROM -DRW4- STA. 11+03.95 TO 11+82.35

PROJECT REFERENCE NO. <b>R-3830</b>	SHEET NO. <b>2A-9</b>
ROADWAY DESIGN ENGINEER <b>MARCUS LOWERY</b> 027418	PAVEMENT DESIGN ENGINEER <b>CLAYTON S. MORRIS</b> 022896
6/30/2022   2:57 PM EDT	7/1/2022   8:10 AM PDT
<b>DOCUMENT NOT CONSIDERED FINAL UNLESS ALL SIGNATURES COMPLETED</b>	
TGS ENGINEERS 706 HILLSBOROUGH ST. SUITE 200 RALEIGH, NC 27603 PH (919) 773-8887 CORP. LICENSE NO.: C-0275	

C1	1 1/2" S9.5C
C2	3" S9.5C
C3	VAR. S9.5C
C4	3" S9.5B
C5	VAR. S9.5B
D1	2 1/2" I19.0C
D2	4" I19.5C
D3	VAR. I19.0C
E1	4" B25.0C
E2	5 1/2" B25.0C
E3	VAR. B25.0C
J1	8" ABC
J2	6" ABC
L	CLASS IV STAB.
N	GEOTEXTILE
P	PRIME COAT
R1	2'-6" C & G
R2	1'-6" C & G
R3	5" CONC. ISLAND
R4	EXIST. C & G
R5	2'-9" C & G
R6	8"X18" CURB
R7	GRANITE CURB
S	4" SIDEWALK
T	EARTH MATERIAL
U	EXIST. PAVEMENT
V1	1 1/2" MILLING
V2	3" MILLING
V3	2 1/2" MILLING
W1	WEDGING
W2	WEDGING
W3	WEDGING