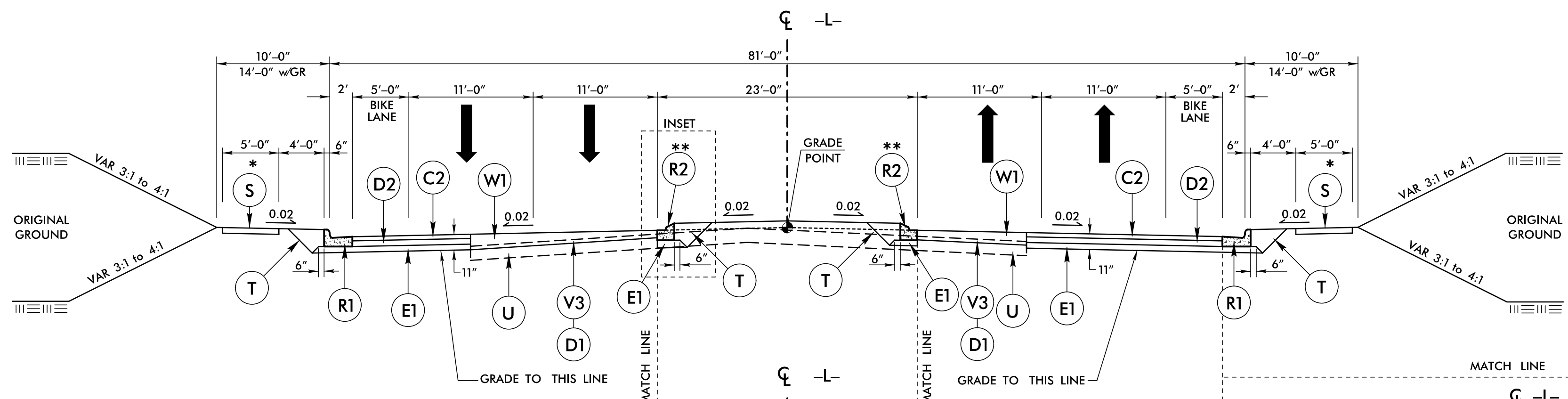


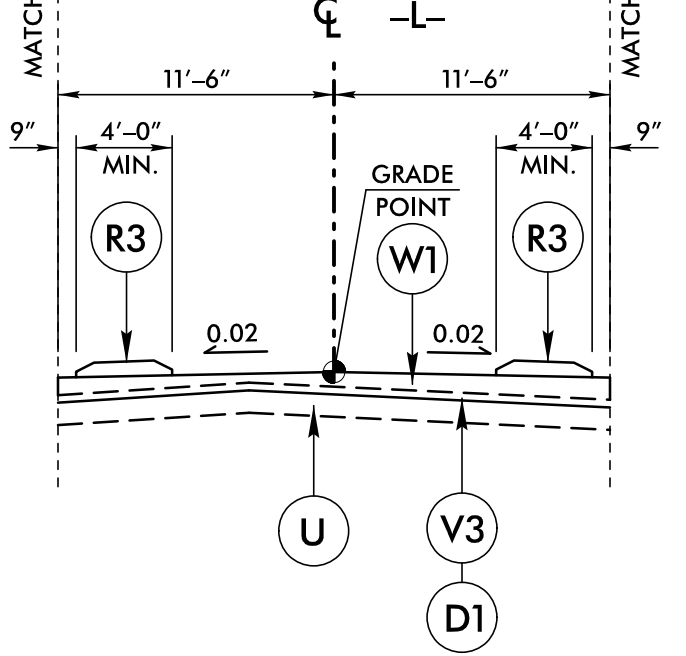
6/2/2022

C:\Users\mloves\OneDrive\Documents\Roadway\Proj\R3830\_Rdwy\_Typ.dgn  
User: mloves



**TYPICAL SECTION NO. 2A**

USE FOR MONOLITHIC CONC. ISLAND:  
 FROM -L- STA. 28+77.08 TO 31+77.00  
 FROM -L- STA. 59+77.11 TO 61+60.00  
 FROM -L- STA. 118+70.00 TO 121+17.92



**TYPICAL SECTION NO. 2B**

**TYPICAL SECTION NO. 2B**

USE FOR RETAINING WALL #1:  
 FROM -L- STA. 19+27.37 TO 21+44.74

**TYPICAL SECTION NO. 2C**

USE FOR RETAINING WALL #2:  
 FROM -L- STA. 22+84.00 TO 27+70.00

**USE TYPICAL SECTION NO. 2:**

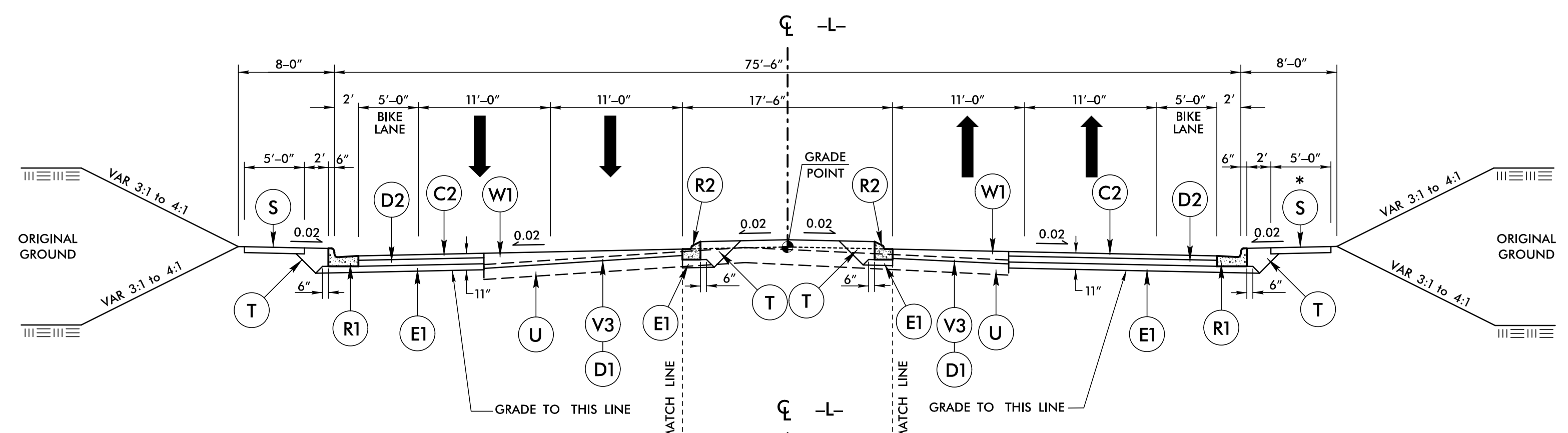
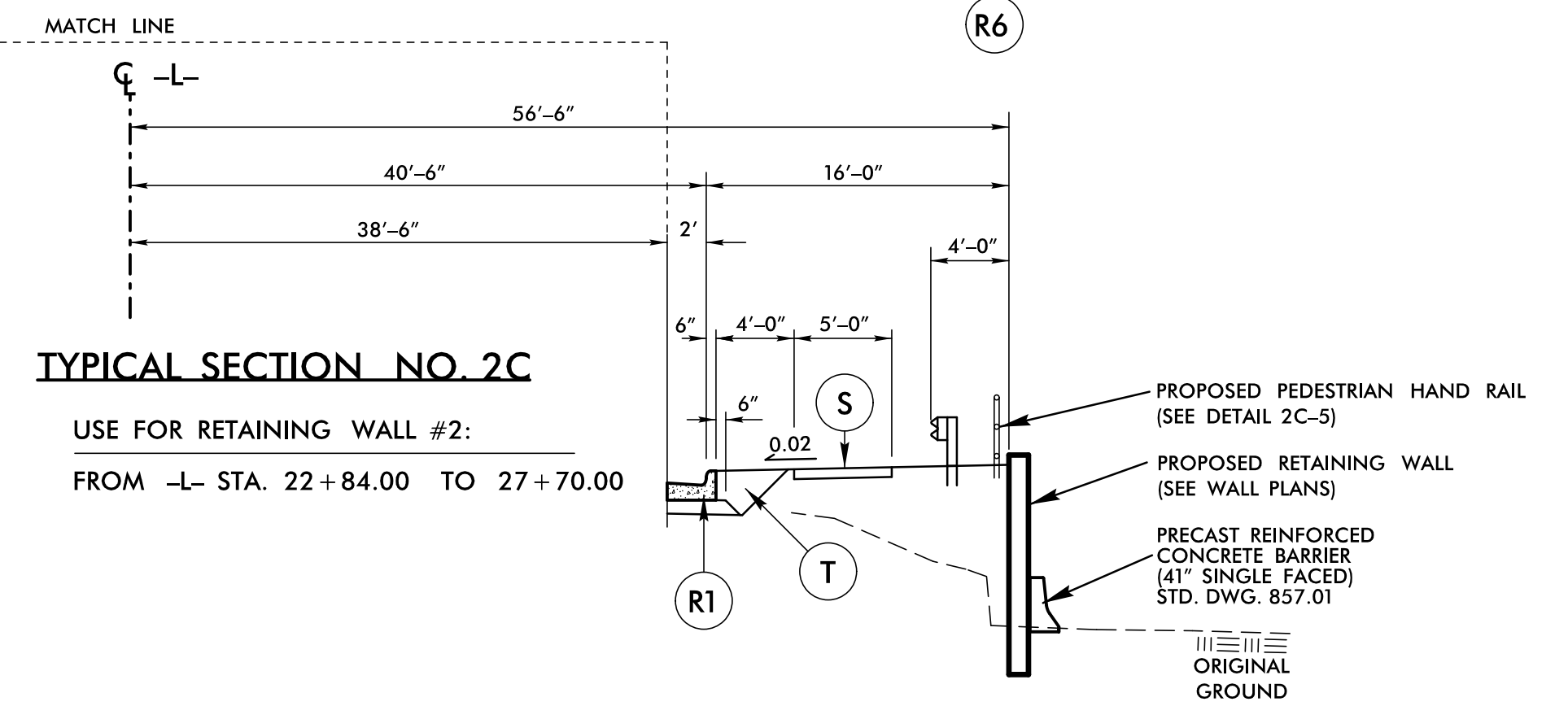
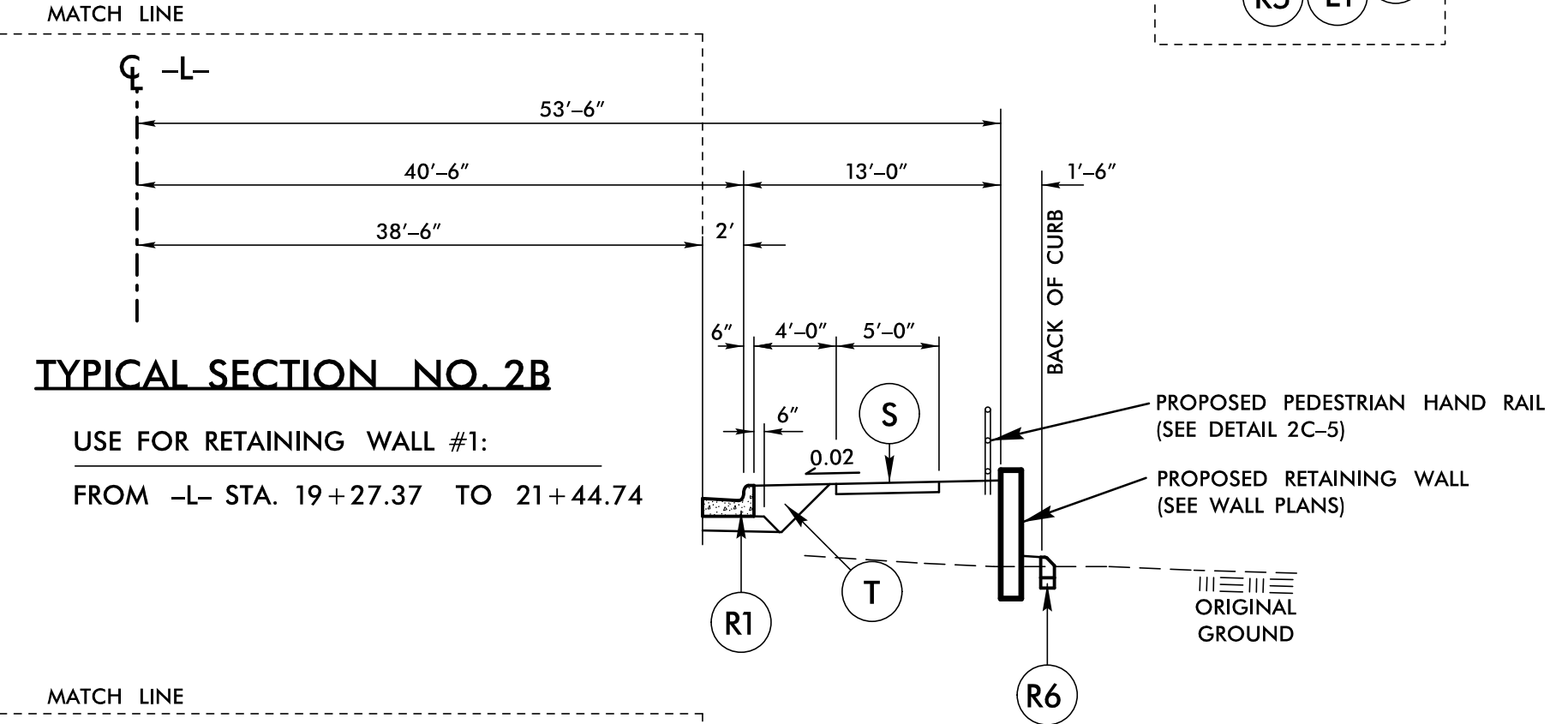
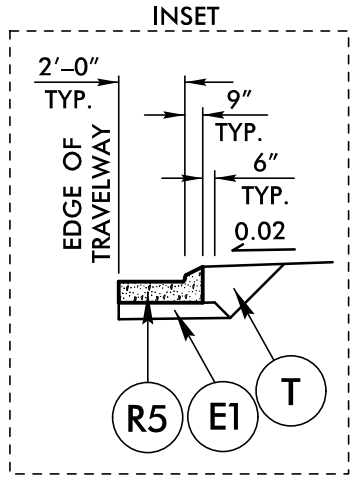
FROM -L- STA. 18+20.98 TO 79+45.00  
 FROM -L- STA. 117+70.00 TO 136+71.19

**\* SIDEWALK LOCATIONS:**

-L- STA. 18+20.98 TO 79+45.00 LT.  
 -L- STA. 20+24.31 TO 42+74.69 RT.  
 -L- STA. 117+70.00 TO 136+71.19 LT.

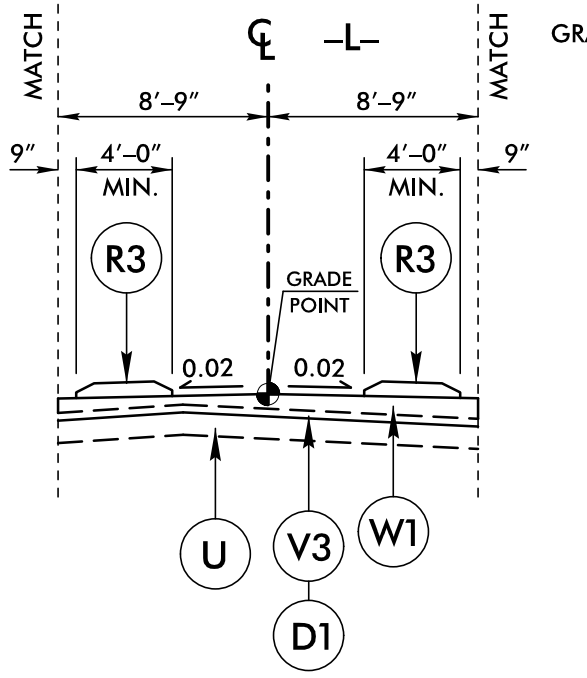
**\*\* 2'-9" CONCRETE CURB AND GUTTER LOCATIONS:**

-L- STA. 56+97.47 TO 59+77.11 LT  
 -L- STA. 61+60.00 TO 76+12.50 LT  
 -L- STA. 124+19.96 TO 128+39.50 RT  
 -L- STA. 129+35.50 TO 136+71.19 RT



**TYPICAL SECTION NO. 3A**

USE FOR MONOLITHIC CONC. ISLAND:  
 FROM -L- STA. 86+65.60 TO 90+38.00  
 FROM -L- STA. 92+59.29 TO 94+00.00



**TYPICAL SECTION NO. 3B**

**USE TYPICAL SECTION NO. 3:**

FROM -L- STA. 79+45.00 TO 94+00.00

**\* SIDEWALK LOCATION:**

-L- STA. 84+05.34 TO 85+38.00 RT.

PROJECT REFERENCE NO. <b>R-3830</b>	SHEET NO. <b>2A-2</b>
ROADWAY DESIGN ENGINEER <b>MARCUS LOWERY</b> 027418	PAVEMENT DESIGN ENGINEER <b>MARCUS LOWERY</b> 022896
6/30/2022 2:57 PM EDT	7/1/2022 8:10 AM PDT
<b>DOCUMENT NOT CONSIDERED FINAL UNLESS ALL SIGNATURES COMPLETED</b>	
TGS ENGINEERS 706 HILLSBOROUGH ST. SUITE 200 RALEIGH, NC 27603 PH (919) 773-8887 CORP. LICENSE NO.: C-0275	

C1	1 1/2" S9.5C
C2	3" S9.5C
C3	VAR. S9.5C
C4	3" S9.5B
C5	VAR. S9.5B
D1	2 1/2" I19.0C
D2	4" I19.5C
D3	VAR. I19.0C
E1	4" B25.0C
E2	5 1/2" B25.0C
E3	VAR. B25.0C
J1	8" ABC
J2	6" ABC
L	CLASS IV STAB.
N	GEOTEXTILE
P	PRIME COAT
R1	2'-6" C & G
R2	1'-6" C & G
R3	5" CONC. ISLAND
R4	EXIST. C & G
R5	2'-9" C & G
R6	8"X18" CURB
R7	GRANITE CURB
S	4" SIDEWALK
T	EARTH MATERIAL
U	EXIST. PAVEMENT
V1	1 1/2" MILLING
V2	3" MILLING
V3	2 1/2" MILLING
W1	WEDGING
W2	WEDGING
W3	WEDGING