

**This electronic collection of documents is provided
for the convenience of the user
and is Not a Certified Document –**

**The documents contained herein were originally issued
and sealed by the individuals whose names and license
numbers appear on each page, on the dates appearing
with their signature on that page.**



**This file or an individual page
shall not be considered a certified document.**

T.I.P.: A-0009CA

STATE OF NORTH CAROLINA
DEPARTMENT OF TRANSPORTATION

SIGNING PLAN
GRAHAM COUNTY

LOCATION: US 129 FROM SOUTH OF 1275 (FIVE POINTS RD) TO NC 143
& NC 143 FROM US 129 TO SR 1223 (BEECH CREEK RD)

TIP NO.	SHEET NO.
A-0009CA	SIGN-1
APPROVED: 	
DATE: 5/31/2022	
	
DOCUMENT NOT CONSIDERED FINAL UNLESS ALL SIGNATURES COMPLETED	

ROADWAY STANDARD DRAWING

THE FOLLOWING ROADWAY STANDARDS AS APPEAR IN "ROADWAY STANDARD DRAWINGS" - PROJECT SERVICES UNIT - N.C. DEPARTMENT OF TRANSPORTATION - RALEIGH, N.C., DATED JANUARY 2018 ARE APPLICABLE TO THIS PROJECT AND BY REFERENCE HEREBY ARE CONSIDERED A PART OF THESE PLANS:

STD. NO.	TITLE
901.50	ARROWS AND SHIELDS
903.10	GROUND MOUNTED SIGN SUPPORTS
904.10	ORIENTATION OF GROUND MOUNTED SIGNS
904.50	MOUNTING OF TYPE 'D', 'E' AND 'F' SIGNS ON 'U' CHANNEL POSTS
910.20	SCHOOL MARKED AND UNMARKED CROSSWALKS / SPEED REDUCTION REQUIREMENTS
910.50	SIGNING FOR SPEED REDUCTION ZONE

GENERAL NOTES

- SIGNS FURNISHED BY STATE
- CONFIRM IN WRITING AT LEAST 4 MONTHS IN ADVANCE, THE ACTUAL DATE THE DEPARTMENT FURNISHED SIGNS WILL BE REQUIRED.
- ALL TYPE 'D' SIGNS SHALL BE MOUNTED ON TWO U-CHANNEL POSTS UNLESS OTHERWISE INDICATED ON THE PLANS.
- IF REMOVAL OR RELOCATION OF SIGNS ON PRIVATE STREET (NON-STATE MAINTAINED) IS REQUIRED DUE TO CONSTRUCTION, THE CONTRACTOR SHALL INFORM THE ENGINEER. THE WORK WILL BE COMPLETED BY OTHERS.
- WHEN NOT STATIONED OR DIMENSIONED ON PLANS, ALL 'E' AND 'F' SIGNS SHALL BE FIELD LOCATED BY THE ENGINEER
- ALL EXISTING SIGNS ON "U" CHANNEL POST WITHIN THE PROJECT LIMITS SHALL BE REMOVED AND DISPOSED OF UNLESS OTHERWISE NOTED ON PLANS.
- WHEN EXISTING SIGNS ARE REMOVED AND INSTALLED ON NEW SUPPORTS, THE RE-ERECTION SHALL IMMEDIATELY FOLLOW THE REMOVAL.
- THE BACKGROUND FOR TYPE E & F SIGNS SHALL BE TYPE C REFLECTIVE SHEETING.
- SEE ROADWAY PLANS FOR GUARD/GUIDE RAIL DETAILS.

SUMMARY OF QUANTITIES


ITEM NO.		ITEM DESCRIPTION	QUANTITY	UNIT
DESC. NO.	SECT. NO.			
4072000000	903	SUPPORTS, 3 LB STEEL U-CHANNEL	1,600	L.F.
4096000000	904	SIGN ERECTION, TYPE D	18	EA.
4102000000	904	SIGN ERECTION, TYPE E	61	EA.
4108000000	904	SIGN ERECTION, TYPE F	7	EA.
4116100000	904	SIGN ERECTION, RELOCATE SIGN TYPE D (GROUND MOUNTED)	4	EA.
4116100000	904	SIGN ERECTION, RELOCATE SIGN TYPE E (GROUND MOUNTED)	1	EA.
4155000000	907	DISPOSAL OF SIGN SYSTEM, U-CHANNEL	58	EA.
4192000000	907	DISPOSAL OF SUPPORT, U-CHANNEL	4	EA.
4238000000	907	DISPOSAL OF SIGN, D, E OR F	4	EA.

INDEX

SHEET NO.	DESCRIPTION
SIGN-1	TITLE SHEET
SIGN-1A	REVISED SIGNING RSD (904.50 SHT 1 OF 2)
SIGN-1B	REVISED SIGNING RSD (910.20 SHT 1 OF 4)
SIGN-2A-2C	TYPE "D" SIGNS
SIGN-3A	TYPE "E" SIGNS
SIGN-3B	TYPE "F" SIGNS
SIGN-4-13	EXISTING AND PROPOSED SIGNING PLAN SHEETS

PLAN SUBMITTED TO:


WANDA H. AUSTIN DIVISION ENGINEER, NCDOT DIVISION 14



PLAN PREPARED BY: TGS ENGINEERS

JIMMY TERRY, PE PROJECT ENGINEER
SANDRA MELVIN DESIGN TECHNICIAN

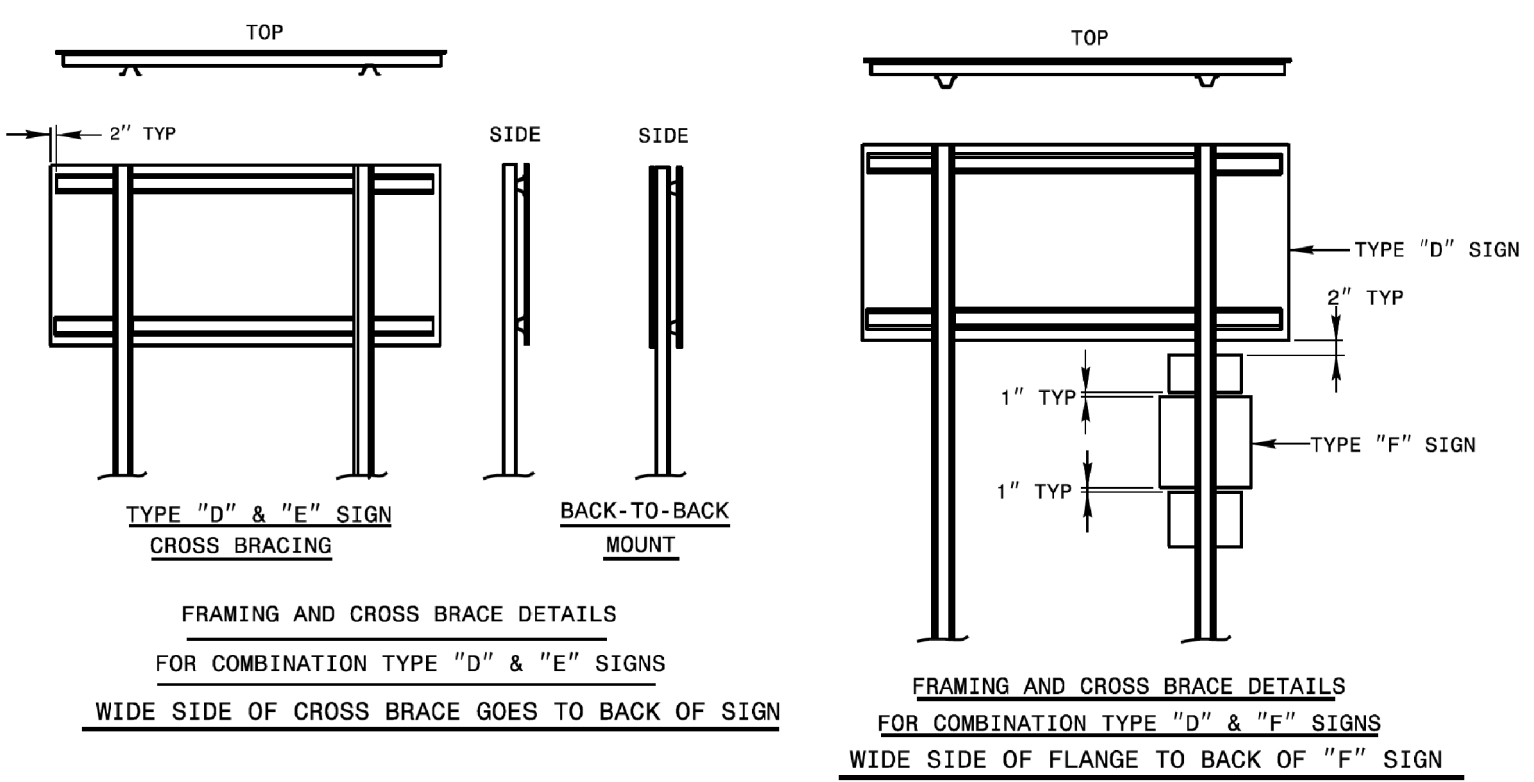
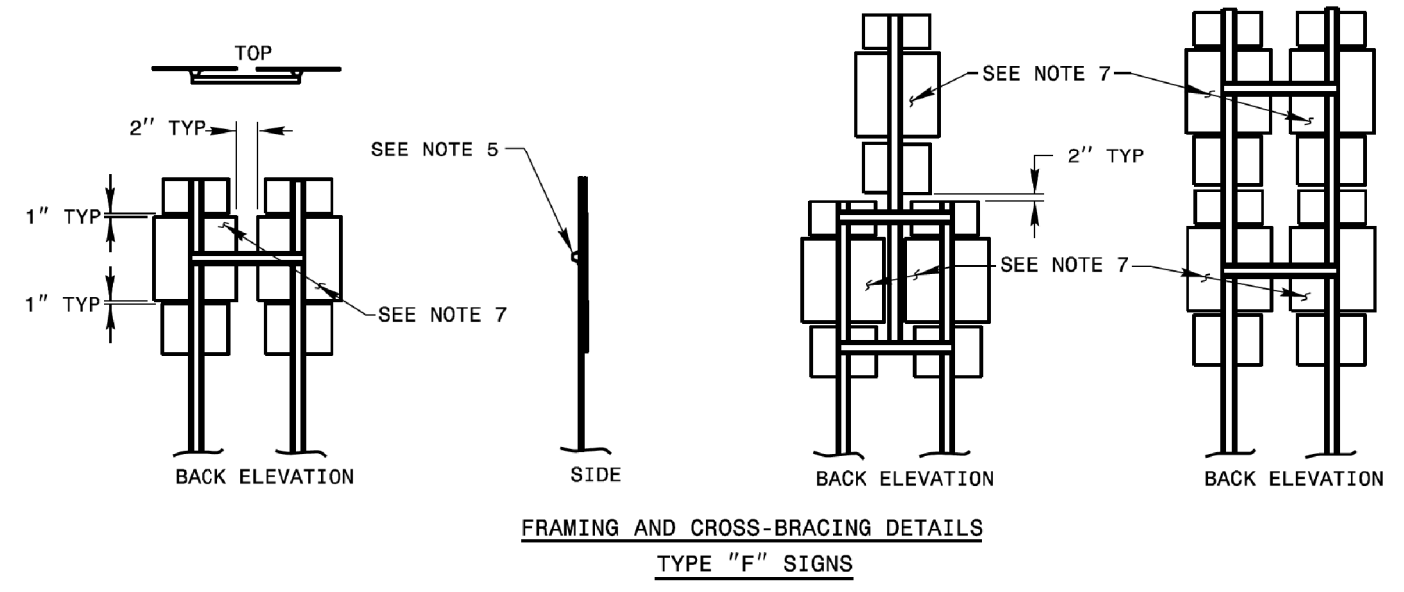
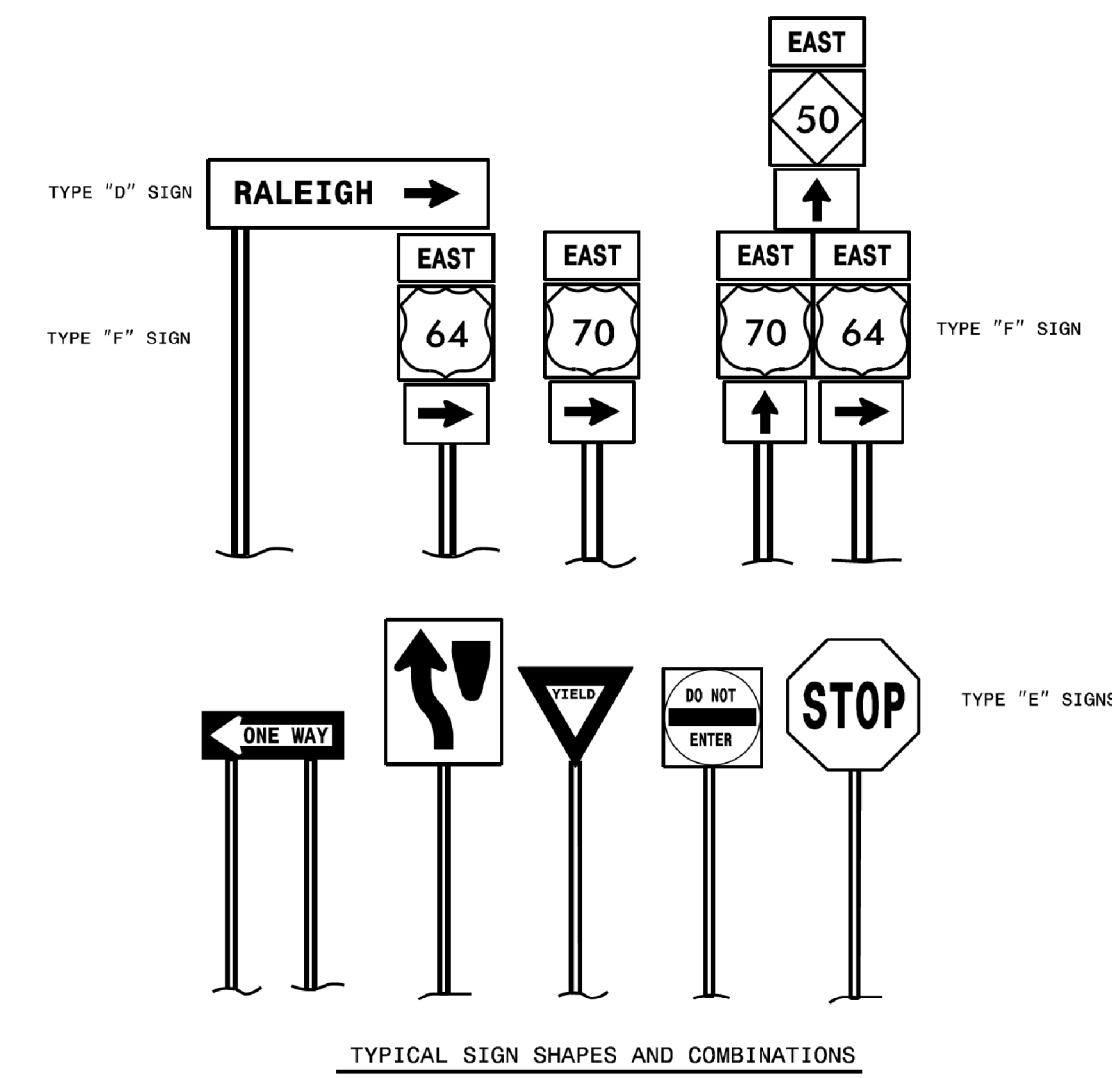
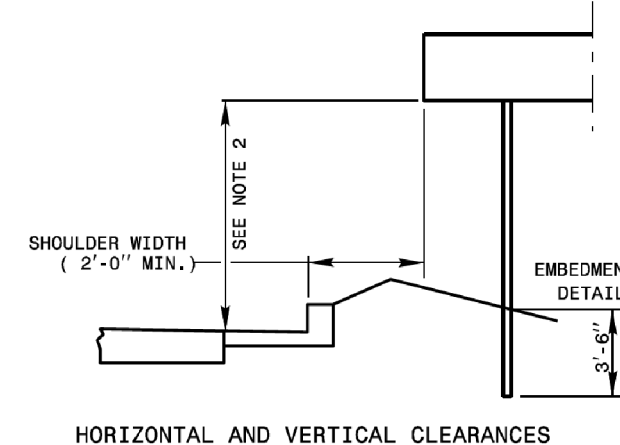
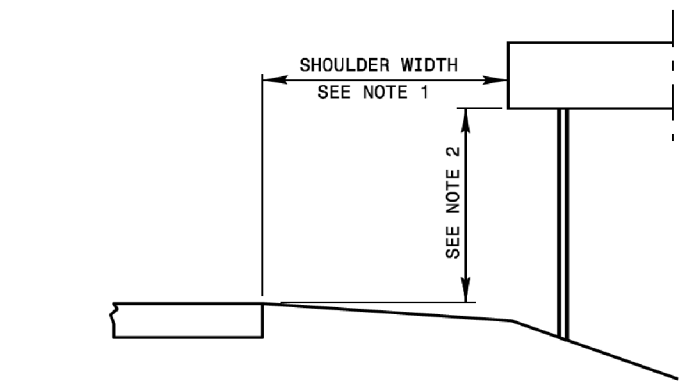
TGS ENGINEERS
201 W. MARION ST
SHELBY, NC 28150
PH (704) 476-0003
CORP. LICENSE NO.: C-0275

TIP NO.	SHEET NO.
DocuSign by: <i>Matthew V. Springer</i>	
APPROVED: 6/23/2021	DATE: 6/23/2021
SEAL	
	

STATE OF NORTH CAROLINA
DEPT. OF TRANSPORTATION
DIVISION OF HIGHWAYS
RALEIGH, N.C.

ENGLISH DETAIL DRAWING FOR
MOUNTING OF
TYPE 'D', 'E' AND 'F' SIGNS
ON 'U' CHANNEL POSTS

SHEET 1 OF 2
904D50



- NOTES:
- ERECT TYPE "D", "E", AND "F" SIGNS ON FREEWAYS WITH THE NEAR EDGE OF THE SIGN 20 FT. FROM THE TRAVEL LANE. ERECT ALL OTHER "D", "E", AND "F" SIGNS WITH THE NEAR EDGE OF THE SIGN AT THE EDGE OF THE SHOULDER BREAK (6 FT. MINIMUM CLEARANCE, 12 FT. DESTRIABLE, FROM THE EDGE OF TRAVEL LANE), OR AS DIMENSIONED ON PLAN SHEETS.
 - ERECT TYPE "D", "E", AND "F" SIGNS WITH THE BOTTOM OF SIGN ASSEMBLY AT LEAST 7 FT. ABOVE THE EDGE OF THE TRAVEL LANE ON ROADS WITH 2 OR MORE LANES IN THE SAME DIRECTION AND AT LEAST 5 FT. ON OTHER ROUTES. THE VERTICAL CLEARANCE IS 7 FT. WHERE REQUIRED FOR PEDESTRIAN TRAFFIC AND/OR PARKED VEHICLES.
 - THE VERTICAL DIMENSION BETWEEN MOUNTING HOLE CENTERS ON ALL TYPES "D", "E", AND "F" SIGNS IS 30" MAXIMUM. THE VERTICAL AND HORIZONTAL DIMENSIONS BETWEEN MOUNTING HOLES IS TO THE WHOLE INCH. EACH SIGN PANEL HAS A MINIMUM OF 2 BOLTS PER SUPPORT.
 - ATTACH SIGN W/ 5/16" HEX HEAD BOLT, NYLON WASHER, SHIM, FLAT WASHER, LOCK WASHER, HEX NUT. NO BUCKLING OF THE SIGN WILL BE PERMITTED. SEE ASSEMBLY DETAIL SHEET# 2 OF 904.50.
 - FURNISH AND INSTALL CROSS-BRACING AS SHOWN IN DETAIL. PAINT ENDS OF CROSS BRACES W/ APPROVED. ZINC PAINT
 - INSTALL POST AND CROSS-BRACING WITH THE WIDE SIDE OF THE FLANGE TOWARD THE BACK OF SIGN(S) FOR COMBINATION TYPE "D" AND "F" SIGNS.
 - THE SHIELD HEIGHTS IN THESE ASSEMBLIES CAN NOT BE LARGER THAN 24".
 - IF SIGN ASSEMBLIES REQUIRE MORE THAN TWO U-CHANNEL SUPPORTS, THE SUPPORTS SHALL BE PLACED A MINIMUM OF 4 FT. BETWEEN POSTS. NO MORE THAN TWO POSTS SHALL FALL WITHIN 7 FT. PATH, OR THE SIGN ASSEMBLY MUST BE PLACED BEHIND BARRIER PROTECTION.

STATE OF NORTH CAROLINA
DEPT. OF TRANSPORTATION
DIVISION OF HIGHWAYS
RALEIGH, N.C.

ENGLISH DETAIL DRAWING FOR
MOUNTING OF
TYPE 'D', 'E' AND 'F' SIGNS
ON 'U' CHANNEL POSTS


SHEET 1 OF 2
904D50

REVISED SIGNING
ROADWAY STANDARD DRAWING

5/20/2022
X:\NCDD\A-0009\Traffic\Signing\A-0009CA\CADD\Quantities & GM Signs\A-0009CA_Sgn_SGN_Revised RSD.dgn
User:smelvin

6/18/2021
S:\S&DU\Standards Group\Standards and Drawings\Drawings\2018 Standards Dwg\090450_sgn_sht01_uchannel.post_6-21.dgn
User:rstokes

TIP NO.	SHEET NO.
DocuSigned by: <i>Matthew V. Springer</i>	
APPROVED: 3/21/2019	BC60F6E8B584403...
DATE:	
SEAL	

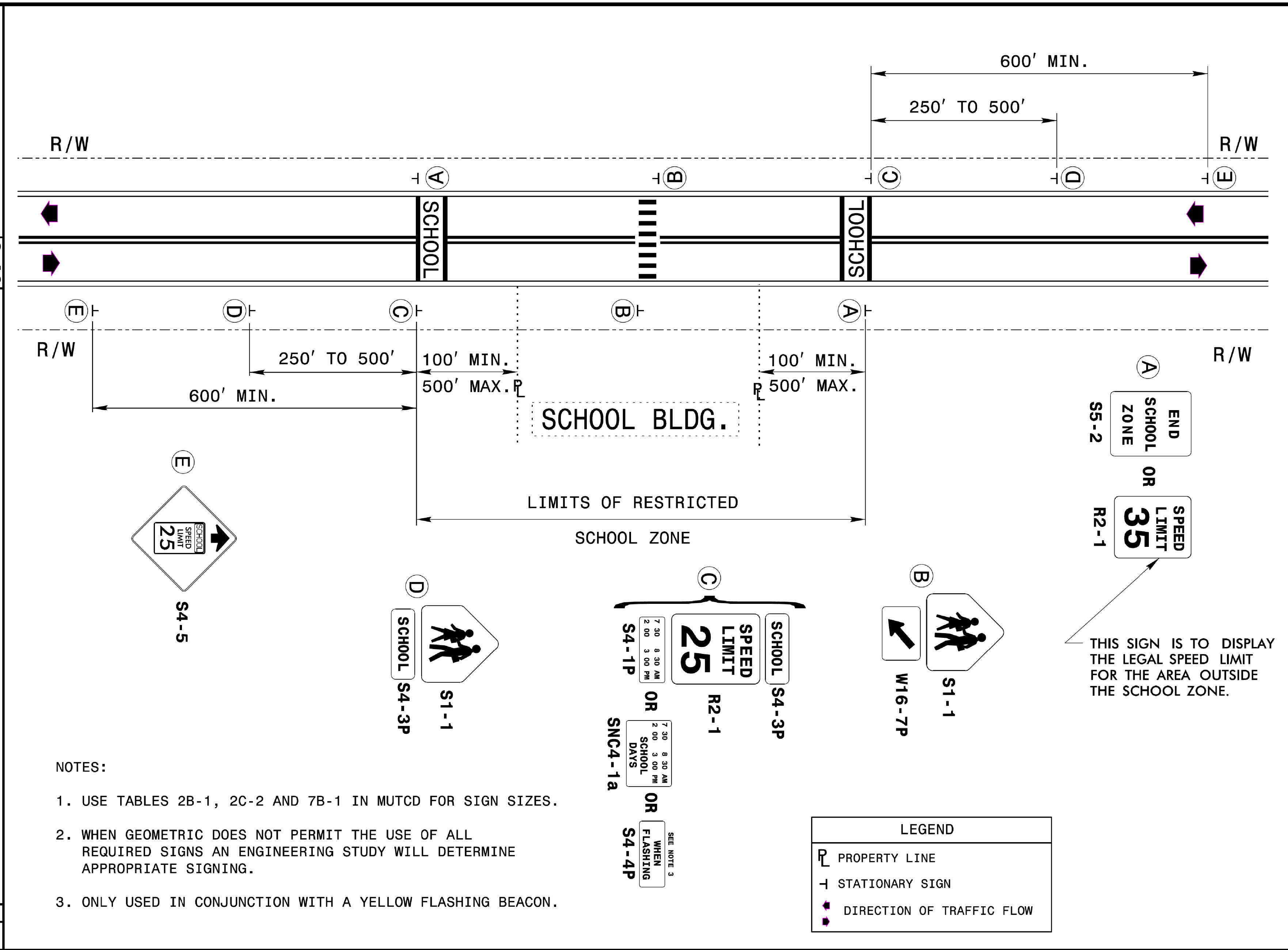


STATE OF NORTH CAROLINA
DEPT. OF TRANSPORTATION
DIVISION OF HIGHWAYS
RALEIGH, N.C.

2-19

ENGLISH DETAIL DRAWING FOR
SIGNING SCHOOL ZONE WITH
MARKED CROSSWALK
WHERE SPEED REDUCTION IS REQUIRED

SHEET 1 OF 4
910D20



STATE OF NORTH CAROLINA
DEPT. OF TRANSPORTATION
DIVISION OF HIGHWAYS
RALEIGH, N.C.

2-19

ENGLISH DETAIL DRAWING FOR
SIGNING SCHOOL ZONE WITH
MARKED CROSSWALK
WHERE SPEED REDUCTION IS REQUIRED

SHEET 1 OF 4
910D20


**REVISED SIGNING
ROADWAY STANDARD DRAWING**

5/20/2022 9:50:10 AM C:\Users\m1v1m\OneDrive\Work\Projects\910D20\910D20.dgn

C:\Users\m1v1m\OneDrive\Work\Projects\910D20\910D20.dgn

APPROVED: *Jimmy Terry*
DocuSigned by:
 Jimmy Terry
 F03F3882E64D0...

DATE: 5/31/2022



DOCUMENT NOT CONSIDERED FINAL
 UNLESS ALL SIGNATURES COMPLETED

TGS ENGINEERS
 201 W. MARION ST. STE 200
 SHELBY, NC 28150
 PH (704) 476-0003
 CORP. LICENSE NO.: C-0275

SIGN NUMBER: 301,307 TYPE: D
 QUANTITY: 1
 SIGN WIDTH: 5'-6" HEIGHT: 1'-6"
 TOTAL AREA: 8.4 Sq.Ft.
 BORDER TYPE: FLUSH RECESS: 0" WIDTH: 0.5" RADIUS: 1.5"
 NO. Z BARS: LENGTH:

BACKG COLOR: Brown COPY COLOR: White
 MAT'L: 0.125" (3.2 mm) ALUMINUM

DESIGN BY: SGM CHECKED BY: May 26, 2022
 PROJECT ID: A-0009CA LOCATION: GRAHAM CO - US 129 DIV: 14

SYMBOL	X	Y	WID	HT
AR_Type D	6	7	4	6

USE NOTES: 1,2
 1. Legend and border(except those that are colored black) shall be direct applied Grade C sheeting.
 2. Background shall be Grade C reflective sheeting.

Spacing Factor is 1 unless specified otherwise

LETTER POSITIONS

Letter spacings are to start of next letter

	J	u	n	a	l	u	s	k	a	M	e	m	o	r	i	a	l		Series/Size Text Length			
	16.6	2.8	2.8	2.5	2.6	1.2	2.6	2.2	2.4	1.9	4	3.3	2.6	3.9	2.6	1.8	1.1	2.6	0.6	6	C 2000	43.4
	24.4	2.6	2.6	2	4	3.4	2.6	2	2.5	2.8	3.4	13.7									C 2000	27.9

FILENAME: A-0009CA_Sgn_Sgn_Type_D NORTH CAROLINA D.O.T. SIGN DETAIL

SIGN NUMBER: 302 TYPE: D
 QUANTITY: 1
 SIGN WIDTH: 5'-6" HEIGHT: 2'-0"
 TOTAL AREA: 11.0 Sq.Ft.
 BORDER TYPE: FLUSH RECESS: 0" WIDTH: 0.75" RADIUS: 3"
 NO. Z BARS: LENGTH:

BACKG COLOR: Green COPY COLOR: White
 MAT'L: 0.125" (3.2 mm) ALUMINUM

DESIGN BY: SGM CHECKED BY: May 26, 2022
 PROJECT ID: A-0009CA LOCATION: GRAHAM CO - US 129 DIV: 14

SYMBOL	X	Y	WID	HT
AR_Type D	7	15.5	4	6
AR_Type D	7	5	4	6

USE NOTES: 1,2
 1. Legend and border(except those that are colored black) shall be direct applied Grade C sheeting.
 2. Background shall be Grade C reflective sheeting.

Spacing Factor is 1 unless specified otherwise

LETTER POSITIONS

Letter spacings are to start of next letter

	C	h	e	r	o	h	a	l	a	S	k	y	w	a	y		Series/Size Text Length					
	17.9	3	2.6	2.6	1.6	2.6	2.5	2.6	1.1	1.9	4	2.8	2.3	2.6	4	2.3	2.5	7	C 2000	41.1		
	17.9	3	1.6	2.6	2.5	2.6	3.4	4	2.8	2	23.6										C 2000	24.5
	17.9	2.8	2.6	2.8	1.4	1.8	2.6	2.6	2.6	2	2	24.8									C 2000	23.3

FILENAME: A-0009CA_Sgn_Sgn_Type_D NORTH CAROLINA D.O.T. SIGN DETAIL

SIGN NUMBER: 303 TYPE: D
 QUANTITY: 1
 SIGN WIDTH: 5'-6" HEIGHT: 1'-6"
 TOTAL AREA: 8.4 Sq.Ft.
 BORDER TYPE: FLUSH RECESS: 0" WIDTH: 0.5" RADIUS: 1.5"
 NO. Z BARS: LENGTH:

BACKG COLOR: Brown COPY COLOR: White
 MAT'L: 0.125" (3.2 mm) ALUMINUM

DESIGN BY: SGM CHECKED BY: May 26, 2022
 PROJECT ID: A-0009CA LOCATION: GRAHAM CO - US 129 DIV: 14

SYMBOL	X	Y	WID	HT
AR_Type D	54	7	4	6

USE NOTES: 1,2
 1. Legend and border(except those that are colored black) shall be direct applied Grade C sheeting.
 2. Background shall be Grade C reflective sheeting.

Spacing Factor is 1 unless specified otherwise

LETTER POSITIONS

Letter spacings are to start of next letter

	J	u	n	a	l	u	s	k	a	M	e	m	o	r	i	a	l		Series/Size Text Length			
	6	2.8	2.8	2.5	2.6	1.2	2.6	2.2	2.4	1.9	4	3.3	2.6	3.9	2.6	1.8	1.1	2.6	0.6	16.6	C 2000	43.4
	13.7	2.6	2.6	2	4	3.4	2.6	2	2.5	2.8	3.4	24.4									C 2000	27.9

FILENAME: A-0009CA_Sgn_Sgn_Type_D NORTH CAROLINA D.O.T. SIGN DETAIL

SIGN NUMBER: 304 TYPE: D
 QUANTITY: 1
 SIGN WIDTH: 5'-6" HEIGHT: 1'-6"
 TOTAL AREA: 8.3 Sq.Ft.
 BORDER TYPE: FLUSH RECESS: 0" WIDTH: 0.75" RADIUS: 3"
 NO. Z BARS: LENGTH:

BACKG COLOR: Green COPY COLOR: White
 MAT'L: 0.125" (3.2 mm) ALUMINUM

DESIGN BY: SGM CHECKED BY: May 26, 2022
 PROJECT ID: A-0009CA LOCATION: GRAHAM CO - US 129 DIV: 14

SYMBOL	X	Y	WID	HT
AR_Type D	56	7	4	6

USE NOTES: 1,2
 1. Legend and border(except those that are colored black) shall be direct applied Grade C sheeting.
 2. Background shall be Grade C reflective sheeting.

Spacing Factor is 1 unless specified otherwise

LETTER POSITIONS




Letter spacings are to start of next letter

	G	r	a	h	a	m	C	o	u	n	t	y		Series/Size Text Length			
	4	3	1.6	2.6	2.5	2.6	3.4	4	2.8	2.6	2.8	2.4	1.6	2.5	27.8	C 2000	34.2
	4	2.8	2.6	2.8	1.4	1.8	2.6	2.6	2.6	2	2	38.7				C 2000	23.3

FILENAME: A-0009CA_Sgn_Sgn_Type_D NORTH CAROLINA D.O.T. SIGN DETAIL

5/31/2022 X:\NCDOT\A-0009\Traffic\Signing\A-0009CA\CADD\Quantities & GM_Signs\A-0009CA_Sgn_Sgn_Type_D.dgn User:sme1vrm

TYPE "D" SIGNS

TIP NO. A-0009CA	SHEET NO. SIGN-2B
APPROVED:  FD39F3882E84D0	
DATE: 5/31/2022	
	
DOCUMENT NOT CONSIDERED FINAL UNLESS ALL SIGNATURES COMPLETED	
 TGS ENGINEERS 201 W. MARION ST., STE 200 SHELBY, NC 28150 PH (704) 476-0003 CORP. LICENSE NO.: C-0275	

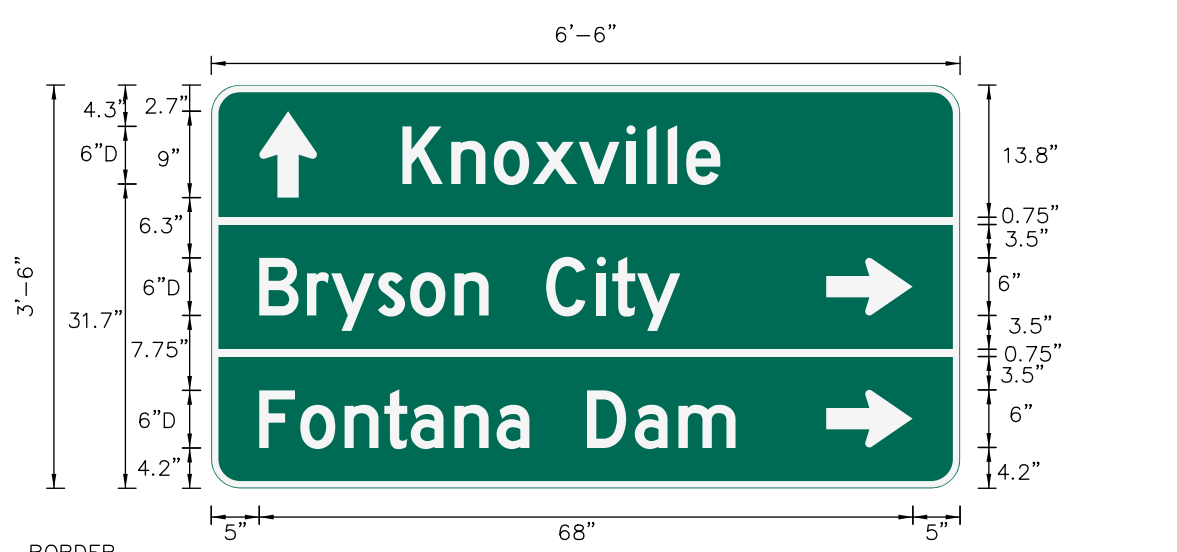
SIGN NUMBER: 305
TYPE: D
QUANTITY: 1
SIGN WIDTH: 6'-6"
HEIGHT: 3'-6"
TOTAL AREA: 22.8 Sq.Ft.
BORDER TYPE: FLUSH
RECESS: 0"
WIDTH: 0.75"
RADIUS: 3"
NO. Z BARS: 1
LENGTH:

BACKG COLOR: Green
COPY COLOR: White
DESIGN BY: SGM
PROJECT ID: A-0009CA
LOCATION: GRAHAM CO - US 129
CHECKED BY:
MAY 28, 2022
DIV: 14

SYMBOL	X	Y	WID	HT
AR_Type D	5	30.3	6	9
AR_Type D	64	18	6	9
AR_Type D	64	4.3	6	9

MAT'L: 0.125" (3.2 mm) ALUMINUM

USE NOTES: 1,2
1. Legend and border(except those that are colored black) shall be direct applied Grade C sheeting.
2. Background shall be Grade C reflective sheeting.



Spacing Factor is 1 unless specified otherwise

LETTER POSITIONS

Letter spacings are to start of next letter

	K	n	o	x	v	i	l	i	e		Series/Size Text Length		
	19.9	5.1	4.4	4	4.8	5	2.2	2.2	1.9	3.5	25		
											D 2000 33.1		
	5	5	2.5	4.9	3.4	4.6	3.5	6	5.3	1.6	2.6	4.5	29.1
												D 2000 43.9	
	5	4.3	4.6	4.1	2.8	4.6	4.4	3.4	6	5	4.6	5.9	23.4
												D 2000 49.6	

FILENAME: A-0009CA_Sgn_Sgn_Type_D NORTH CAROLINA D.O.T. SIGN DETAIL


SIGN NUMBER: 306
TYPE: D
QUANTITY: 1
SIGN WIDTH: 6'-6"
HEIGHT: 3'-6"
TOTAL AREA: 23.0 Sq.Ft.
BORDER TYPE: FLUSH
RECESS: 0"
WIDTH: 0.75"
RADIUS: 3"
NO. Z BARS: 1
LENGTH:

BACKG COLOR: Green
COPY COLOR: White
DESIGN BY: SGM
PROJECT ID: A-0009CA
LOCATION: GRAHAM CO - US 129
CHECKED BY:
MAY 26, 2022
DIV: 14

SYMBOL	X	Y	WID	HT
AR_Type D	62.8	30.7	6	9
AR_Type D	62.8	10.4	6	9

MAT'L: 0.125" (3.2 mm) ALUMINUM

USE NOTES: 1,2
1. Legend and border(except those that are colored black) shall be direct applied Grade C sheeting.
2. Background shall be Grade C reflective sheeting.



Spacing Factor is 1 unless specified otherwise

LETTER POSITIONS

Letter spacings are to start of next letter

	K	n	o	x	v	i	l	i	e		Series/Size Text Length			
	6.2	5.1	4.4	4	4.8	5	2.2	2.2	1.9	3.5	38.7			
											D 2000 33.1			
	6.2	4.9	4.1	5	4.1	3.5	6	5.1	2.2	2.2	6.8	4.4	2.3	21.2
												D 2000 50.6		
	6.2	5.8	4.4	5.9	6	4.3	4.6	2.8	4	3.1	2.4	28.6		
												D 2000 43.2		

FILENAME: A-0009CA_Sgn_Sgn_Type_D NORTH CAROLINA D.O.T. SIGN DETAIL

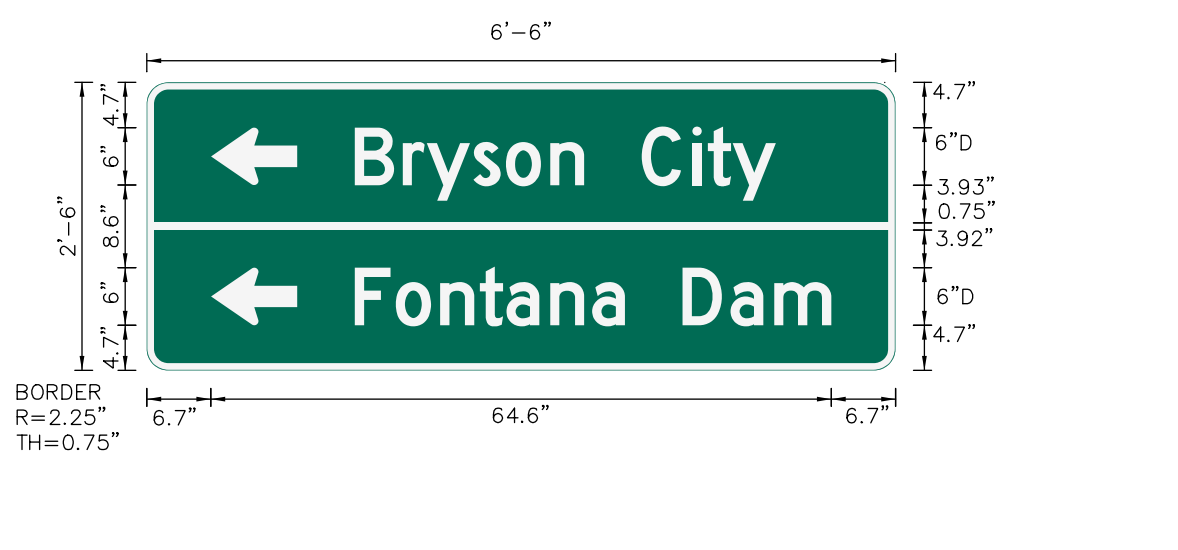
SIGN NUMBER: 308
TYPE: D
QUANTITY: 1
SIGN WIDTH: 6'-6"
HEIGHT: 2'-6"
TOTAL AREA: 16.5 Sq.Ft.
BORDER TYPE: FLUSH
RECESS: 0"
WIDTH: 0.75"
RADIUS: 2.25"
NO. Z BARS: 1
LENGTH:

BACKG COLOR: Green
COPY COLOR: White
DESIGN BY: SGM
PROJECT ID: A-0009CA
LOCATION: GRAHAM CO - US 129
CHECKED BY:
MAY 23, 2022
DIV: 14

SYMBOL	X	Y	WID	HT
AR_Type D	6.7	19.3	6	9
AR_Type D	6.7	4.7	6	9

MAT'L: 0.125" (3.2 mm) ALUMINUM

USE NOTES: 1,2
1. Legend and border(except those that are colored black) shall be direct applied Grade C sheeting.
2. Background shall be Grade C reflective sheeting.



Spacing Factor is 1 unless specified otherwise

LETTER POSITIONS

Letter spacings are to start of next letter

	B	r	y	s	o	n		C	i	t	y		Series/Size Text Length
	21.7	5	2.5	4.9	3.4	4.6	3.5	6	5.3	1.6	2.6	4.5	12.4
													D 2000 43.9
	21.7	4.3	4.6	4.1	2.8	4.6	4.4	3.4	6	5	4.6	5.9	6.7
													D 2000 49.6

FILENAME: A-0009CA_Sgn_Sgn_Type_D NORTH CAROLINA D.O.T. SIGN DETAIL

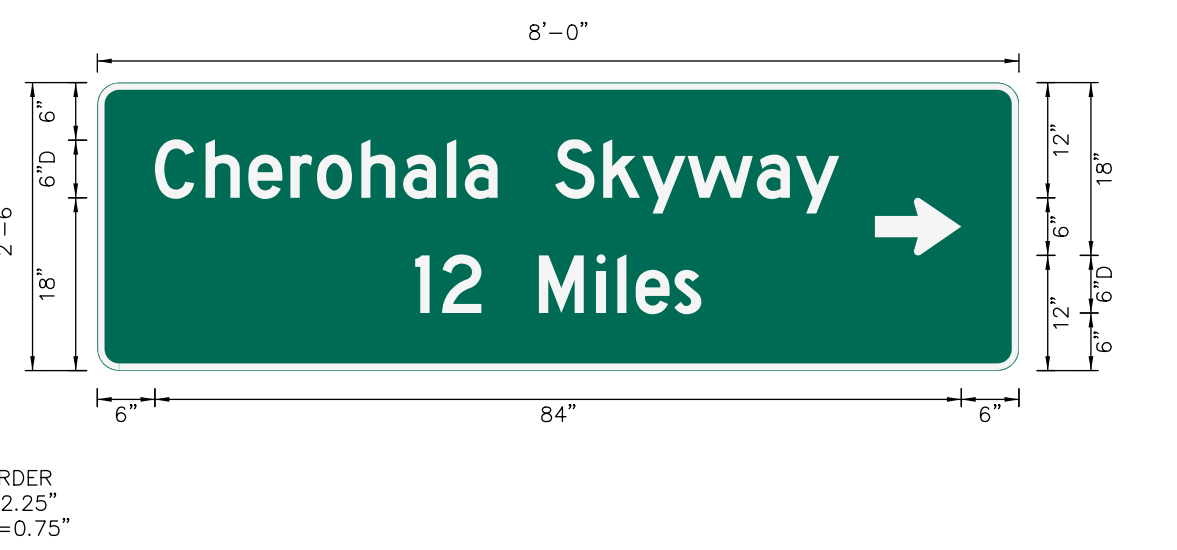
SIGN NUMBER: 309
TYPE: D
QUANTITY: 1
SIGN WIDTH: 8'-0"
HEIGHT: 2'-6"
TOTAL AREA: 20.0 Sq.Ft.
BORDER TYPE: FLUSH
RECESS: 0"
WIDTH: 0.75"
RADIUS: 2.25"
NO. Z BARS: 1
LENGTH:

BACKG COLOR: Green
COPY COLOR: White
DESIGN BY: SGM
PROJECT ID: A-0009CA
LOCATION: GRAHAM CO - NC 143
CHECKED BY:
NOV 29, 2021
DIV: 14

SYMBOL	X	Y	WID	HT
AR_Type D	81	12	6	9

MAT'L: 0.125" (3.2 mm) ALUMINUM

USE NOTES: 1,2
1. Legend and border(except those that are colored black) shall be direct applied Grade C sheeting.
2. Background shall be Grade C reflective sheeting.



Spacing Factor is 1 unless specified otherwise

LETTER POSITIONS

Letter spacings are to start of next letter


	C	h	e	r	o	h	a	l	a		S	k	y	w	a	y		Series/Size Text Length
	6	5.3	4.4	4.4	2.8	4.6	4.4	4.6	1.9	3.4	6	5	4.1	4.7	7.2	4.1	4.5	18.7
																		D 2000 71.3
	33.1	2.8	4.1	6	6	2.2	1.9	4	2.8	33.1								D 2000 29.8

FILENAME: A-0009CA_Sgn_Sgn_Type_D NORTH CAROLINA D.O.T. SIGN DETAIL

5/31/2022
 X:\NCDOT\A-0009\Traffic\Signing\A-0009CA\CADD\Quantities & GM_Signs\A-0009CA_Sgn_Sgn_Type_D.dgn
 User: smelvin

TYPE "D" SIGNS

APPROVED: *Jimmy Terry*
 DATE: 5/31/2022



DOCUMENT NOT CONSIDERED FINAL UNLESS ALL SIGNATURES COMPLETED

TGS ENGINEERS
 201 W. MARION ST. STE 200
 SHELBY, NC 28150
 PH (704) 476-0003
 CORP. LICENSE NO.: C-0275

SIGN NUMBER: 310, 311, 312, 313, 314
 TYPE: D
 QUANTITY: 5
 SIGN WIDTH: 3'-6"
 HEIGHT: 3'-6"
 TOTAL AREA: 12.3 Sq.Ft.
 BORDER TYPE: FLUSH
 RECESS: 0"
 WIDTH: 0.75"
 RADII: 3"
 NO. Z BARS: 1
 LENGTH: 1

BACKG COLOR: Green
 COPY COLOR: White
 MAT'L: 0.125" (3.2 mm) ALUMINUM

DESIGN BY: SGM CHECKED BY: Feb 01, 2022
 PROJECT ID: A-0009CA LOCATION: GRAHAM CO - US 129 DIV: 14

USE NOTES: 1,2
 1. Legend and border(except those that are colored black) shall be direct applied Grade C sheeting.
 2. Background shall be Grade C reflective sheeting.

LETTER POSITIONS

Letter spacings are to start of next letter

	P	A	S	S	I	N	G				Series/Size Text Length
	5.2	4.4	5.6	4.7	5.1	2.4	5.4	4.1	5.1		D 2000 31.7
	11.1	5	5.6	5.5	3.7	11.1					D 2000 19.8
	8.1	6	5.5	4.2	6	4.1	8.1				D 2000 25.8

FILENAME: A-0009CA_Sgn_Sgn_Type_D NORTH CAROLINA D.O.T. SIGN DETAIL

SIGN NUMBER: 315
 TYPE: D
 QUANTITY: 1
 SIGN WIDTH: 5'-6"
 HEIGHT: 1'-3"
 TOTAL AREA: 6.9 Sq.Ft.
 BORDER TYPE: FLUSH
 RECESS: 0"
 WIDTH: 0.75"
 RADII: 1.5"
 NO. Z BARS: 1
 LENGTH: 1

BACKG COLOR: Green
 COPY COLOR: White
 MAT'L: 0.125" (3.2 mm) ALUMINUM

DESIGN BY: SGM CHECKED BY: May 20, 2022
 PROJECT ID: A-0009CA LOCATION: GRAHAM CO - NC 143 DIV: 14

USE NOTES: 1,2
 1. Legend and border shall be direct applied Type III reflective sheeting.
 2. Background shall be Type III reflective sheeting.

LETTER POSITIONS

Letter spacings are to start of next letter

	P	O	S	T	O	F	F	I	C	E		Series/Size Text Length	
	4.9	4	4.3	3.8	3.1	3.8	4.6	3.9	3.9	1.9	4.5	3.1	D 2000 40.9

FILENAME: A-0009CA_Sgn_Sgn_Type_D NORTH CAROLINA D.O.T. SIGN DETAIL

SIGN NUMBER: name
 TYPE: B
 QUANTITY: 1
 SIGN WIDTH: 6'-6"
 HEIGHT: 4'-6"
 TOTAL AREA: 29.3 Sq.Ft.
 BORDER TYPE: FLUSH
 RECESS: 0"
 WIDTH: 0.75"
 RADII: 3"
 NO. Z BARS: 2
 LENGTH: 70.0

BACKG COLOR: Brown
 COPY COLOR: White
 MAT'L: 0.125" (3.2 mm) ALUMINUM

DESIGN BY: SGM CHECKED BY: May 23, 2022
 PROJECT ID: A-0009CA LOCATION: GRAHAM CO - NC 143 DIV: 14

USE NOTES: 1,2
 1. Legend and border(except those that are colored black) shall be direct applied Grade C sheeting.
 2. Background shall be Grade C reflective sheeting.

LETTER POSITIONS

Letter spacings are to start of next letter

	G	r	e	a	t	S	m	o	k	y	M	t	s		Series/Size Text Length			
	5.5	5.3	2.8	4.1	4	2.4	6	5	6.8	4.6	4.1	4.5	6	5.5	2.7	2.8	6	D 2000 66.5
	13.4	5.1	4	3.1	1.9	4.6	4.4	4.6	1	6	4.6	4.6	3	3.8	14			D 2000 50.6
	5.5	4.3	4.6	4.1	2.8	4.6	4.4	3.4	6	5	4.6	5.9	22.9					D 2000 49.6

FILENAME: A-0009CA_Sgn_Sgn_Type_D NORTH CAROLINA D.O.T. SIGN DETAIL

SIGN NUMBER: 317
 TYPE: D
 QUANTITY: 1
 SIGN WIDTH: 3'-6"
 HEIGHT: 2'-6"
 TOTAL AREA: 8.8 Sq.Ft.
 BORDER TYPE: FLUSH
 RECESS: 0"
 WIDTH: 0.5"
 RADII: 3"
 NO. Z BARS: 1
 LENGTH: 1

BACKG COLOR: Green
 COPY COLOR: White
 MAT'L: 0.125" (3.2 mm) ALUMINUM

DESIGN BY: SGM CHECKED BY: May 23, 2022
 PROJECT ID: A-0009CA LOCATION: GRAHAM CO - NC 143 DIV: 14

USE NOTES: 1,2
 1. Legend and border(except those that are colored black) shall be direct applied Grade C sheeting.
 2. Background shall be Grade C reflective sheeting.

LETTER POSITIONS




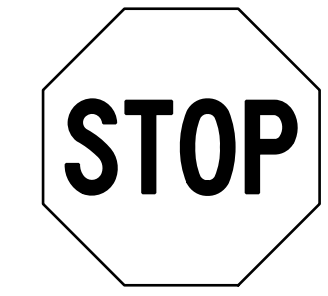








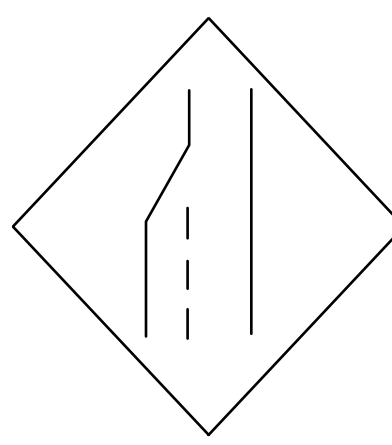
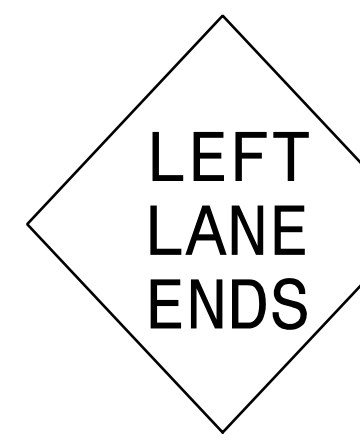


Letter spacings are to start of next letter




	R	O	B	B	I	N	S	V	I	L	L	E		Series/Size Text Length	
	3.2	3.3	3.7	3.4	3.4	1.6	3.4	3	3.6	1.6	3.1	3.1	2.5	3.1	D 2000 35.8
	3.1	3.7	1.5	3.6	2.7	4	3.3	3.6	3.6	3.6	3.7	2.5	3.1		D 2000 35.9

FILENAME: A-0009CA_Sgn_Sgn_Type_D NORTH CAROLINA D.O.T. SIGN DETAIL

5/23/2022
 X:\nc0009\A-0009CA\Traffic\Signing\A-0009CA\CADD\Quantities & GM_Signs\A-0009CA_Sgn_Sgn_Type_D.dgn
 User: sime1vrm

TYPE "D" SIGNS

<p>401 QUANTITY REQ'D 2</p>  <p>24 X 30 R2-1</p> <p>ONE "U" POST PER SIGN</p>	<p>402 QUANTITY REQ'D 1</p>  <p>30 X 30 W11-2</p> <p>YELLOW/GREEN REFLECTIVE SHEETING</p> <p>ONE "U" POST PER SIGN</p>	<p>403 QUANTITY REQ'D 1</p>  <p>30 X 30 W7-3aP</p> <p>YELLOW/GREEN REFLECTIVE SHEETING</p> <p>MOUNT BELOW SIGN 402 IN 2 INSTALLATIONS</p>	<p>404 QUANTITY REQ'D 19</p>  <p>36 X 36 R1-1</p> <p>ONE "U" POST PER SIGN</p>	<p>405 QUANTITY REQ'D 3</p>  <p>24 X 36 R3-9b</p> <p>ONE "U" POST PER SIGN</p>	<p>406 QUANTITY REQ'D 3</p>  <p>24 X 30 R2-1</p> <p>ONE "U" POST PER SIGN</p>
<p>407 QUANTITY REQ'D 2</p>  <p>36 X 36 S1-1</p> <p>YELLOW/GREEN REFLECTIVE SHEETING</p> <p>ONE "U" POST PER SIGN</p>	<p>408 QUANTITY REQ'D 4</p>  <p>24 X 8 S4-3P</p> <p>YELLOW/GREEN REFLECTIVE SHEETING</p> <p>MOUNT BELOW SIGN 407 IN 2 INSTALLATIONS</p> <p>MOUNT ABOVE SIGN 409 IN 2 INSTALLATIONS</p>	<p>409 QUANTITY REQ'D 2</p>  <p>24 X 30 R2-1</p> <p>ONE "U" POST PER SIGN</p>	<p>410 QUANTITY REQ'D 2</p>  <p>24 X 10 S4-4P</p> <p>YELLOW/GREEN REFLECTIVE SHEETING</p> <p>MOUNT BELOW SIGN 409 IN 2 INSTALLATIONS</p>	<p>411 QUANTITY REQ'D 1</p>  <p>30 X 30 W3-3</p> <p>ONE "U" POST PER SIGN</p>	<p>412 QUANTITY REQ'D 1</p>  <p>30 X 30 W14-2</p> <p>ONE "U" POST PER SIGN</p>
<p>414 QUANTITY REQ'D 5</p>  <p>48 X 48 W4-2(L)</p> <p>TWO "U" POSTS PER SIGN</p>	<p>415 QUANTITY REQ'D 5</p>  <p>48 X 48 W9-1(L)</p> <p>TWO "U" POSTS PER SIGN</p>	<p>416 QUANTITY REQ'D 1</p>  <p>36 X 36 W3-5</p> <p>ONE "U" POST PER SIGN</p>	<p>417</p> <p>NUMBER 417 NOT USED</p>	<p>418</p> <p>NUMBER 418 NOT USED</p>	<p>419 QUANTITY REQ'D 3</p>  <p>36 X 36 SEE BELOW FOR LAYOUT</p> <p>ONE "U" POST PER SIGN</p>

TIP NO. A-0009CA	SHEET NO. SIGN-3A
APPROVED: 	
DATE: 5/31/2022	
SEAL 	
DOCUMENT NOT CONSIDERED FINAL UNLESS ALL SIGNATURES COMPLETED	
 TGS ENGINEERS 201 W. MARION ST. STE 200 SHELBY, NC 28150 PH (704) 476-0003 CORP. LICENSE NO.: C-0275	

SIGN NUMBER: 419
 TYPE: E
 QUANTITY: 1
 SIGN WIDTH: 3'-6"
 HEIGHT: 3'-6"
 TOTAL AREA: 12.6 Sq.Ft.
 BORDER TYPE: FLUSH
 RECESS: 0.625"
 WIDTH: 0.875"
 RADII: 2.25"
 NO. Z BARS:
 LENGTH:

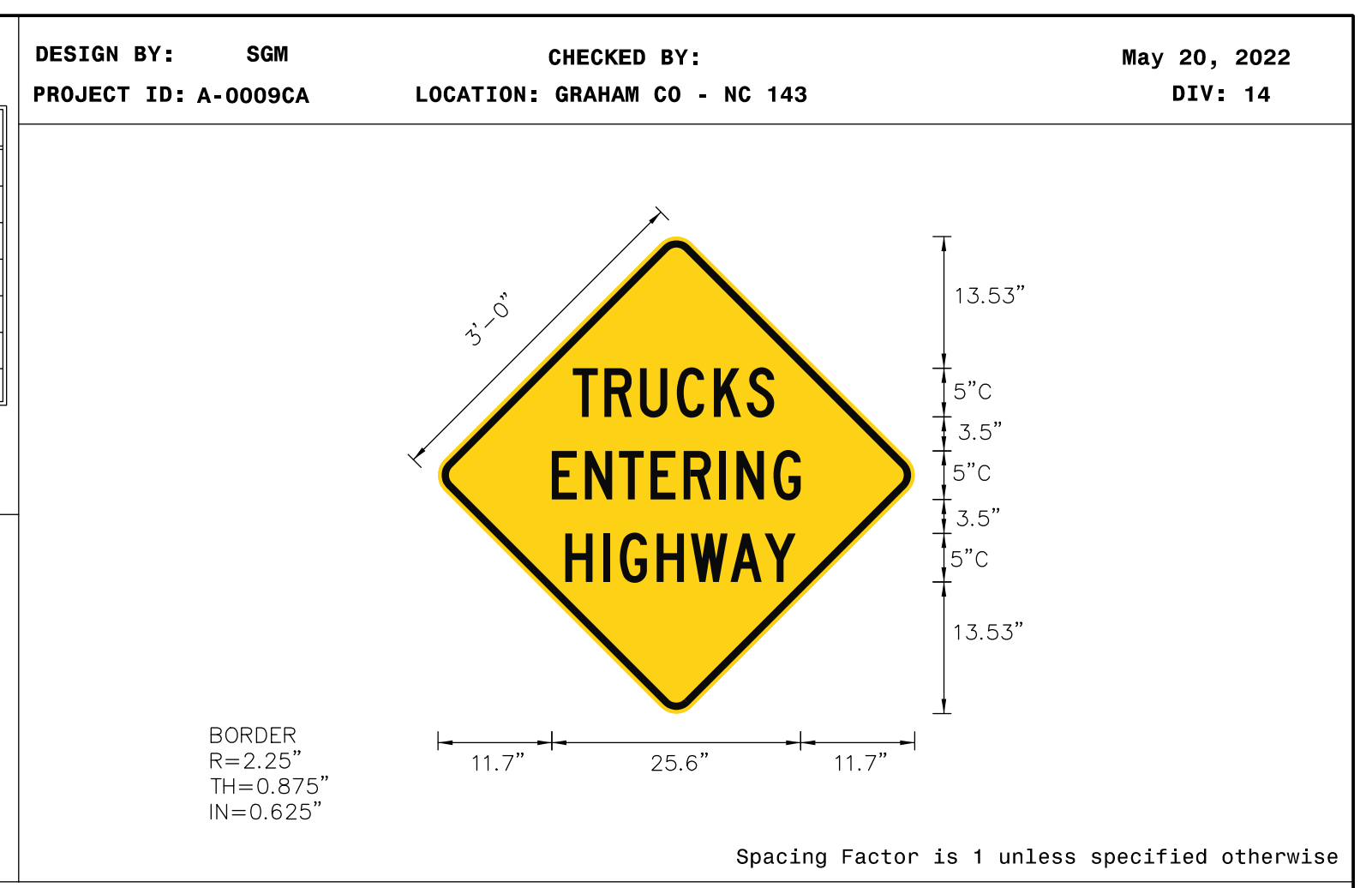
BACKG COLOR: Yellow
 COPY COLOR: Black

SYMBOL	X	Y	WID	HT
	3.3	36.2	6.4	6.4
	0	0	5.1	3
	0	0	5.7	3
	0	0	5.1	3

MAT'L: 0.125" (3.2 mm) ALUMINUM

USE NOTES: 1,2

1. Legend and border(except those that are colored black) shall be direct applied Grade C sheeting.
 2. Background shall be Grade C reflective sheeting.



LETTER POSITIONS

Letter spacings are to start of next letter

	T	R	U	C	K	S										Series/Size Text Length
	13.9	3.3	3.6	3.8	3.8	3.4	2.8	14.5								C 2000 20.7
		E	N	T	E	R	I	N	G							C 2000 25.6
	11.7	3.4	3.5	3.3	3.4	3.6	1.8	3.8	2.8	11.7						C 2000 23.7
		H	I	G	H	W	A	Y								
	13.1	3.9	1.7	3.8	3.5	4.1	3.5	3.2	12.2							

TYPE "E" SIGNS

<p>501</p> <p>ONE "U" POST PER ASSEMBLY</p>	<p>502</p> <p>TWO "U" POSTS PER ASSEMBLY</p>	<p>503</p> <p>ONE "U" POST PER ASSEMBLY</p>	<p>504</p> <p>MOUNTED ABOVE SIGN 307</p>	<p>505</p> <p>MOUNTED UNDER SIGN 311</p>
---	--	---	--	--

506

ONE "U" POST PER ASSEMBLY

507

ONE "U" POST PER ASSEMBLY

508

509



510

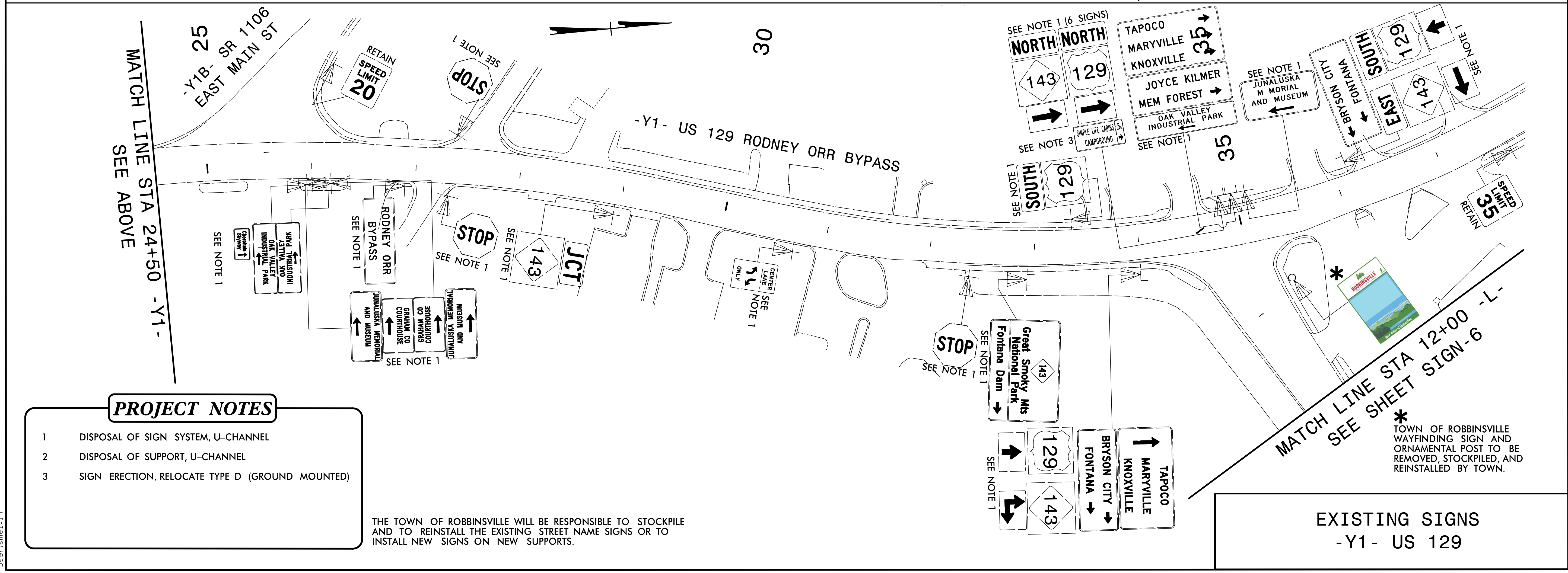
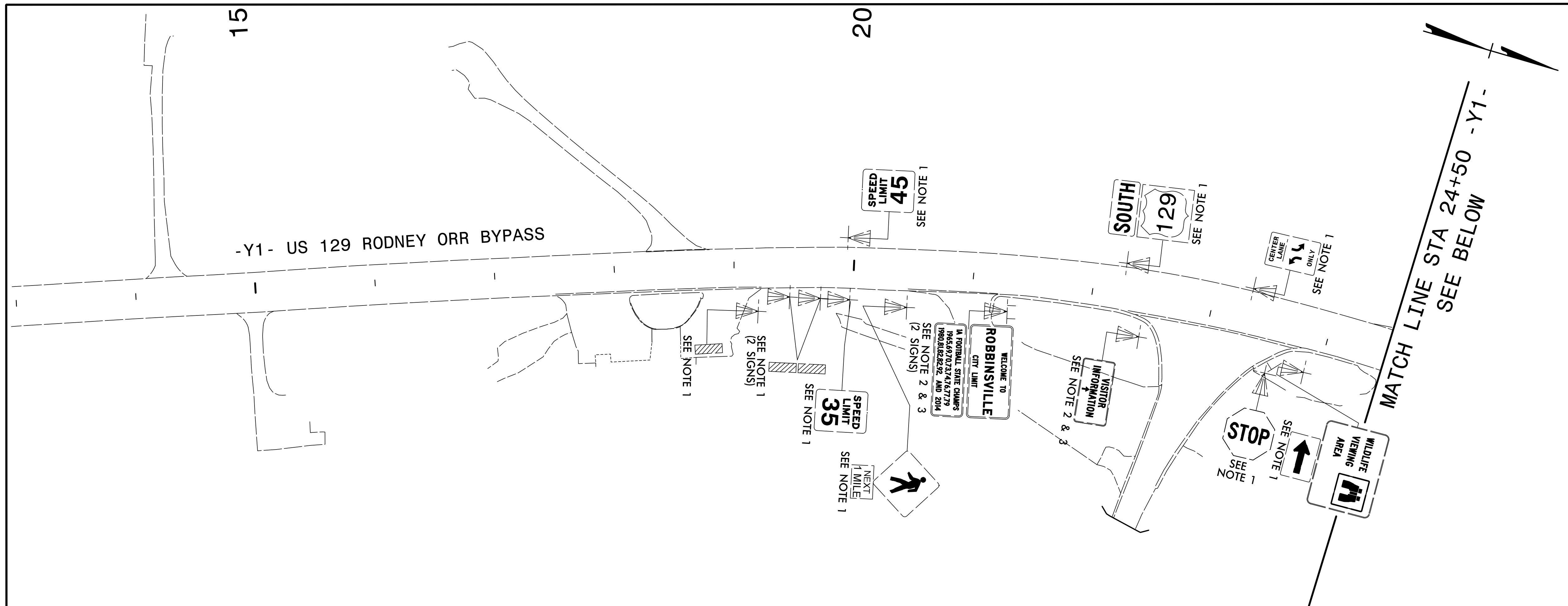
511

TIP NO. A-0009CA	SHEET NO. SIGN-3B
APPROVED: <small>DocuSigned by: Jimmy Terry FD39F3882E84D0...</small>	
DATE: 5/31/2022	
SEAL	
DOCUMENT NOT CONSIDERED FINAL UNLESS ALL SIGNATURES COMPLETED	
TGS ENGINEERS 201 W. MARION ST. STE 200 SHELBY, NC 28150 PH (704) 476-0003 CORP. LICENSE NO.: C-0275	

5/20/2022
 X:\NC\001\A-0009\Traffic\Signing\A-0009CA\CADD\Quantities & GM_Signs\A-0009CA_Sgn_SGN_Sign03_Type E&F.dgn
 User:smelvrn

TYPE "F" SIGNS

TIP NO. A-0009CA	SHEET NO. SIGN-4
APPROVED:  F09F8882E4D0	
DATE: 5/31/2022	
SEAL 	
DOCUMENT NOT CONSIDERED FINAL UNLESS ALL SIGNATURES COMPLETED	
TGS ENGINEERS 201 W. MARION ST., STE 200 SHELBY, NC 28150 PH (704) 476-0003 CORP. LICENSE NO.: C-0275	





PROJECT NOTES

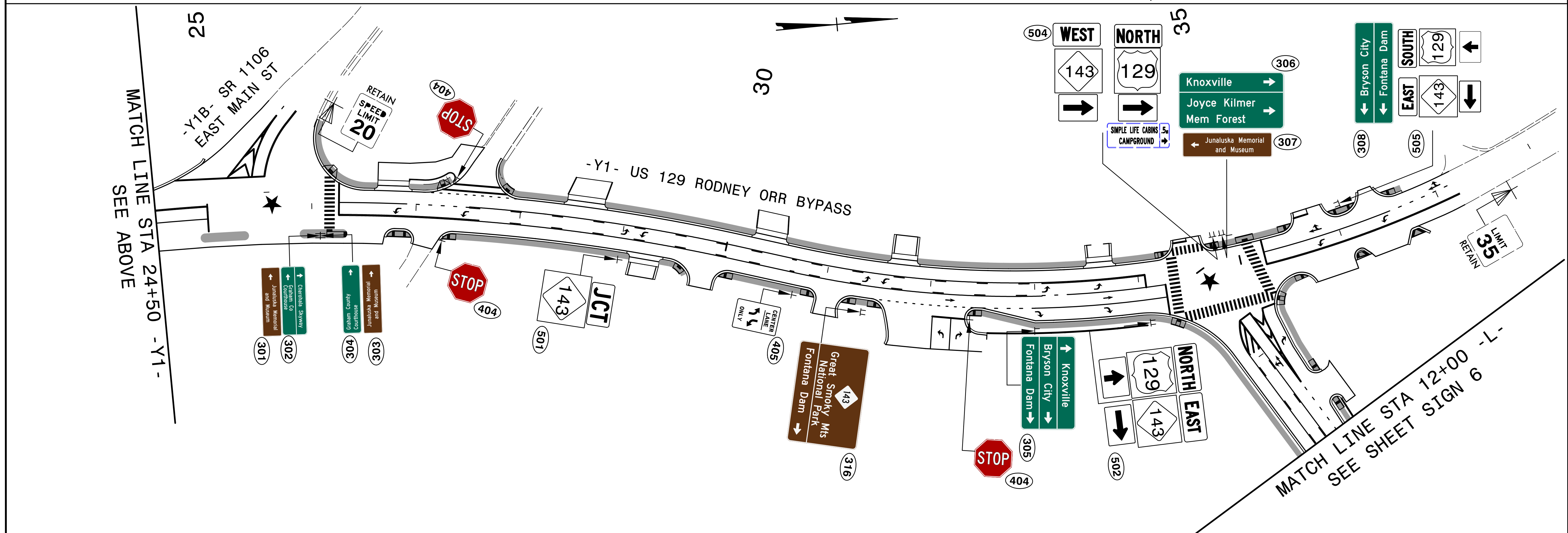
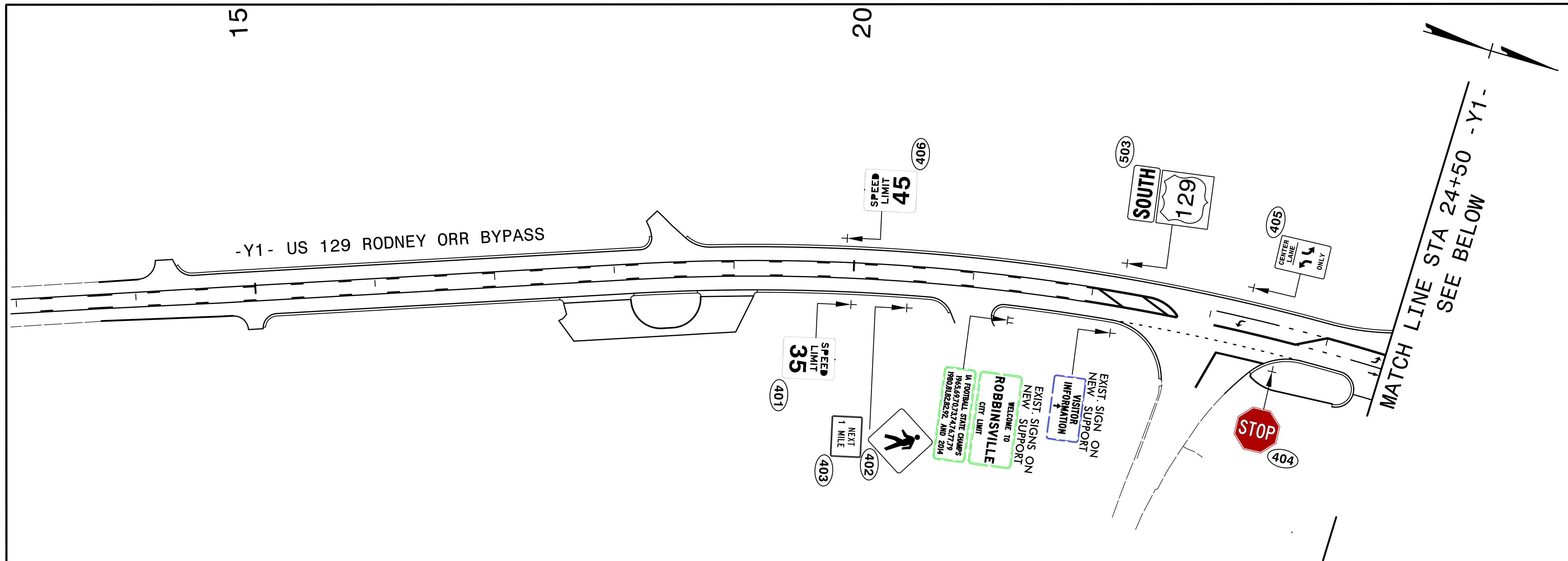
- 1 DISPOSAL OF SIGN SYSTEM, U-CHANNEL
- 2 DISPOSAL OF SUPPORT, U-CHANNEL
- 3 SIGN ERECTION, RELOCATE TYPE D (GROUND MOUNTED)

THE TOWN OF ROBBINSVILLE WILL BE RESPONSIBLE TO STOCKPILE AND TO REINSTALL THE EXISTING STREET NAME SIGNS OR TO INSTALL NEW SIGNS ON NEW SUPPORTS.

EXISTING SIGNS
-Y1- US 129

5/23/2022 X:\NC\004\A-0009\T-ef\ic\Signing\A-0009CA\CADD\Signing Layout Plans\A-0009CA_Sgn_Sgn_5.sgn04.dgn User:sme\vrn

TIP NO. A-0009CA	SHEET NO. SIGN-5
APPROVED:  FID: 38882E9400	
DATE: 5/31/2022	
SEAL 	
DOCUMENT NOT CONSIDERED FINAL UNLESS ALL SIGNATURES COMPLETED	
TGS ENGINEERS 201 W. MARION ST., STE 200 SHELBY, NC 28150 PH (704) 476-0003 CORP. LICENSE NO.: C-0275	



MATCH LINE STA 24+50 -Y1-
SEE ABOVE



MATCH LINE STA 12+00 -Y1-
SEE SHEET SIGN 6

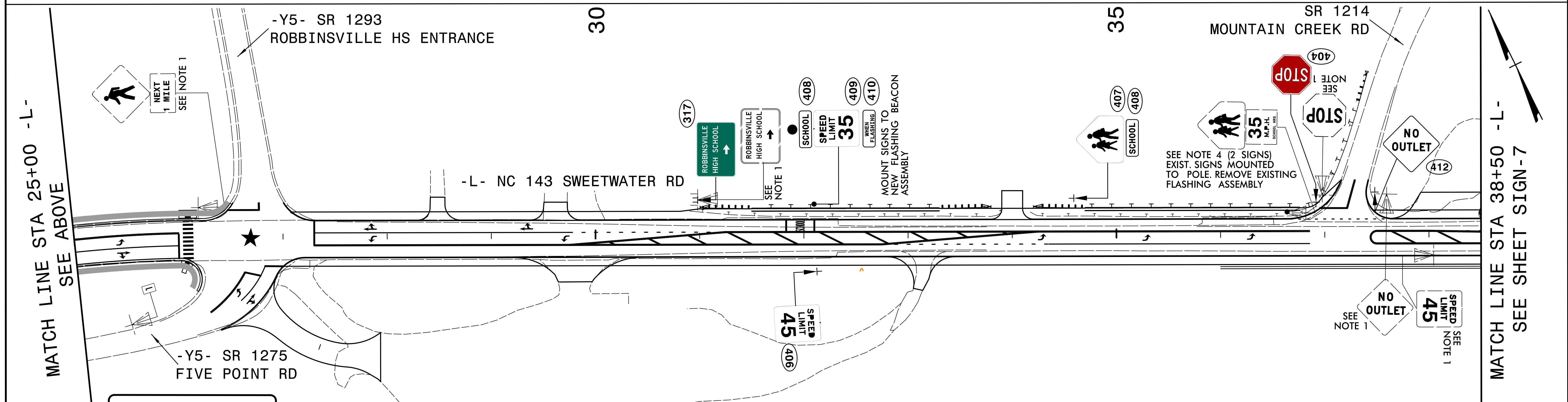
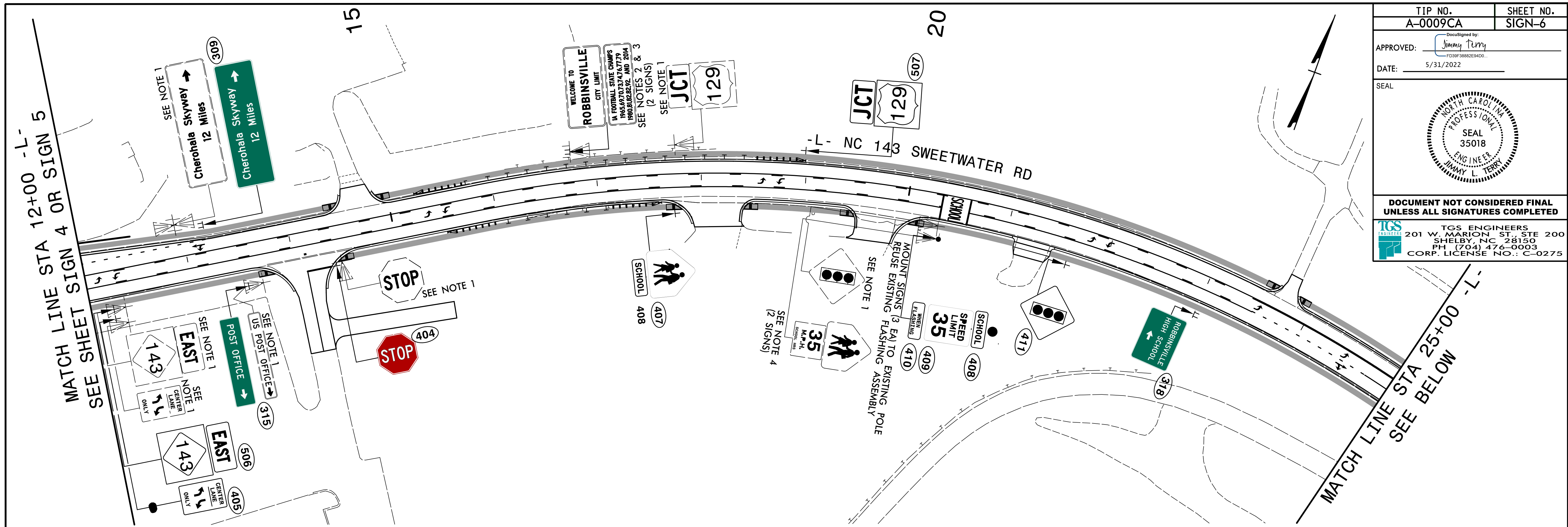
★ PROPOSED SIGNAL

PROPOSED SIGNS
-Y1- US 129

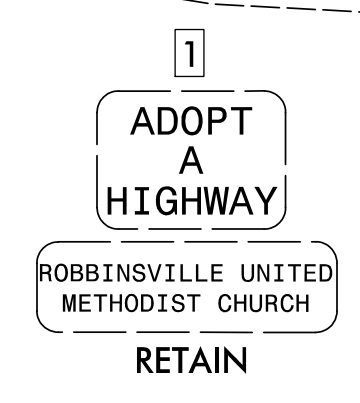
THE TOWN OF ROBBINSVILLE WILL BE RESPONSIBLE TO STOCKPILE AND TO REINSTALL THE EXISTING STREET NAME SIGNS OR TO INSTALL NEW SIGNS ON NEW SUPPORTS.

5/31/2022 X:\NC007\A-0009\Traffic\Signing\A-0009CA\CADD\CADD\Sigs\Layout Plans\A-0009CA_Sign_SGN_Sign05.dgn User:sme\lvr

TIP NO. A-0009CA	SHEET NO. SIGN-6
APPROVED:  FDSP38882E9400	
DATE: 5/31/2022	
SEAL 	
DOCUMENT NOT CONSIDERED FINAL UNLESS ALL SIGNATURES COMPLETED	
TGS ENGINEERS 201 W. MARION ST., STE 200 SHELBY, NC 28150 PH (704) 476-0003 CORP. LICENSE NO.: C-0275	





- PROJECT NOTES**
- DISPOSAL OF SIGN SYSTEM, U-CHANNEL
 - DISPOSAL OF SUPPORT, U-CHANNEL
 - SIGN ERECTION, RELOCATE TYPE D (GROUND MOUNTED)
 - DISPOSAL OF SIGN, D, E, OR F

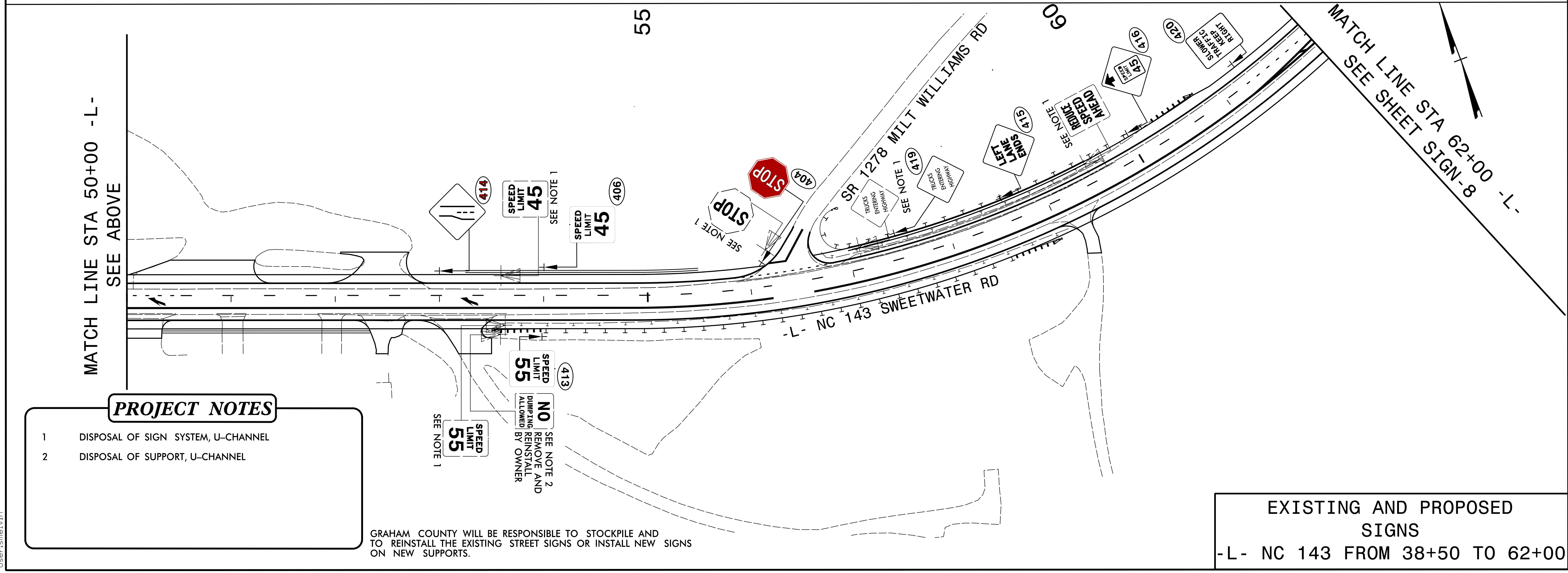
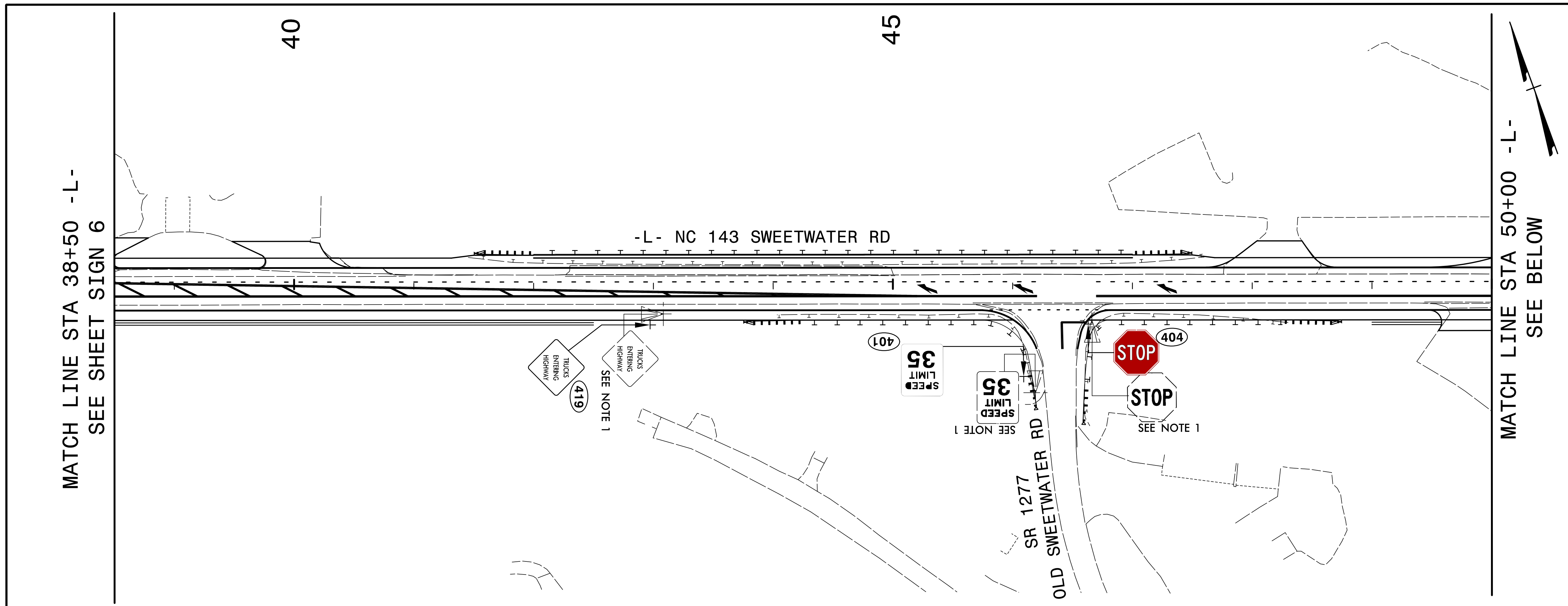


DEPENDING ON BEING LOCATED WITHIN OR OUTSIDE THE MUNICIPALITY GRAHAM COUNTY OR THE TOWN OF ROBBINSVILLE WILL BE RESPONSIBLE TO STOCKPILE AND TO REINSTALL THE EXISTING STREET SIGNS OR INSTALL NEW SIGNS ON NEW SUPPORTS.

EXISTING AND PROPOSED SIGNS
-L- NC 143 FROM 12+00 TO 38+50

5/23/2022 X:\NC009\A-0009\Traffic\Signing\VA-0009CA\CADD\Signing Layout Plans\A-0009CA_Sgn_SGN_Sign06.dgn User:smelvrn

TIP NO. A-0009CA	SHEET NO. SIGN-7
APPROVED: <i>Jimmy Terry</i> <small>DocuSigned by: Jimmy Terry FD39F3882E94D0</small>	
DATE: 5/31/2022	
SEAL 	
DOCUMENT NOT CONSIDERED FINAL UNLESS ALL SIGNATURES COMPLETED	
 TGS ENGINEERS 201 W. MARION ST., STE 200 SHELBY, NC 28150 PH (704) 476-0003 CORP. LICENSE NO.: C-0275	





PROJECT NOTES

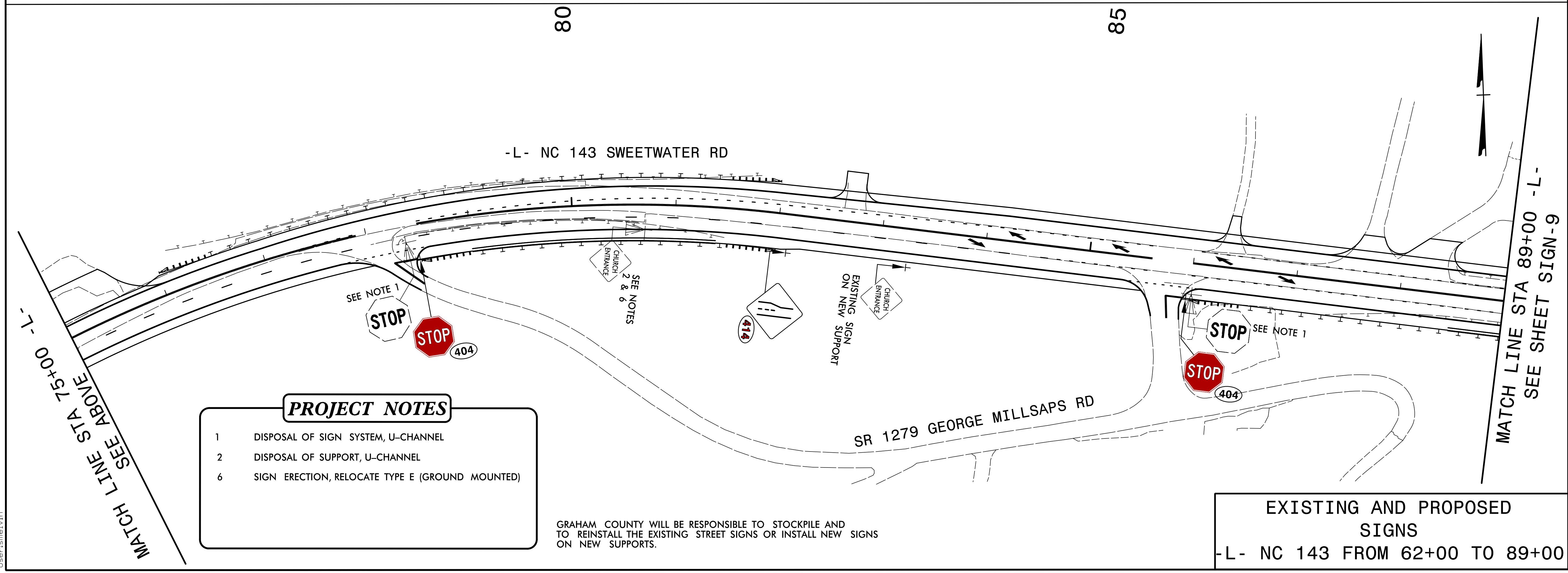
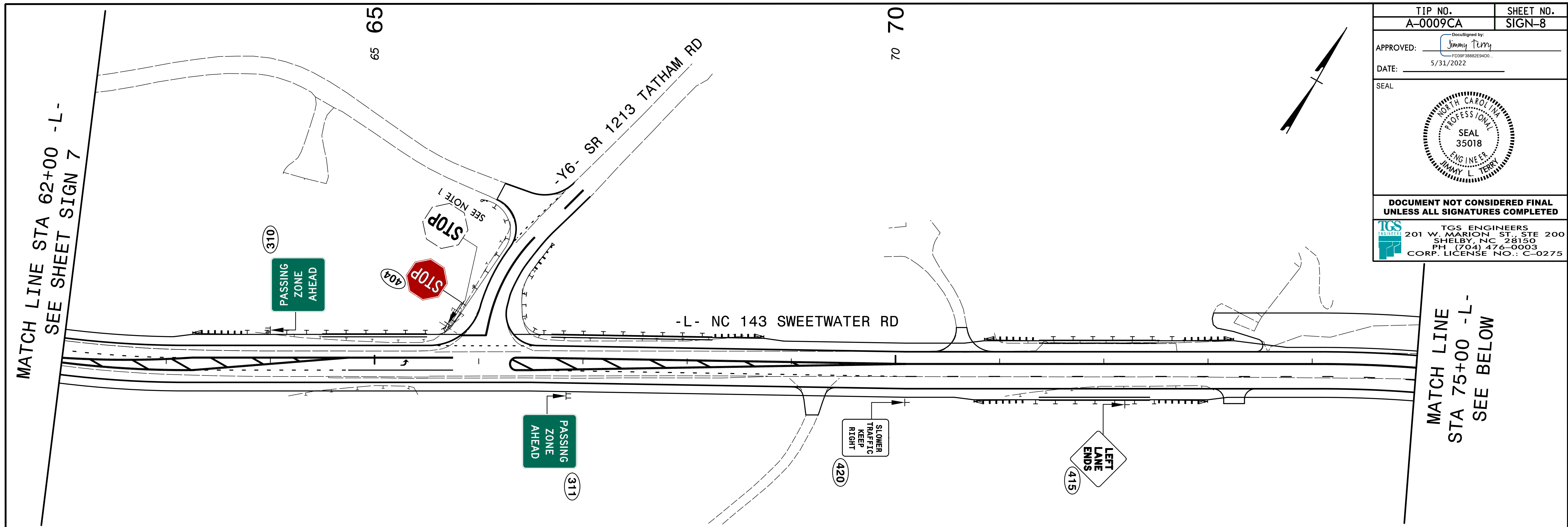
- DISPOSAL OF SIGN SYSTEM, U-CHANNEL
- DISPOSAL OF SUPPORT, U-CHANNEL

GRAHAM COUNTY WILL BE RESPONSIBLE TO STOCKPILE AND TO REINSTALL THE EXISTING STREET SIGNS OR INSTALL NEW SIGNS ON NEW SUPPORTS.

EXISTING AND PROPOSED SIGNS
-L- NC 143 FROM 38+50 TO 62+00

5/26/2022 X:\NC009\A-0009\Traffic\Signing\VA-0009CA\CADD\Signing Layout Plans\A-0009CA_Sgn_SGN_Sign07.dgn User:sme\lvr

TIP NO. A-0009CA	SHEET NO. SIGN-8
APPROVED:  DocuSigned by: Jimmy Terry F09F38882E9400	
DATE: 5/31/2022	
SEAL 	
DOCUMENT NOT CONSIDERED FINAL UNLESS ALL SIGNATURES COMPLETED	
TGS ENGINEERS 201 W. MARION ST., STE 200 SHELBY, NC 28150 PH (704) 476-0003 CORP. LICENSE NO.: C-0275	






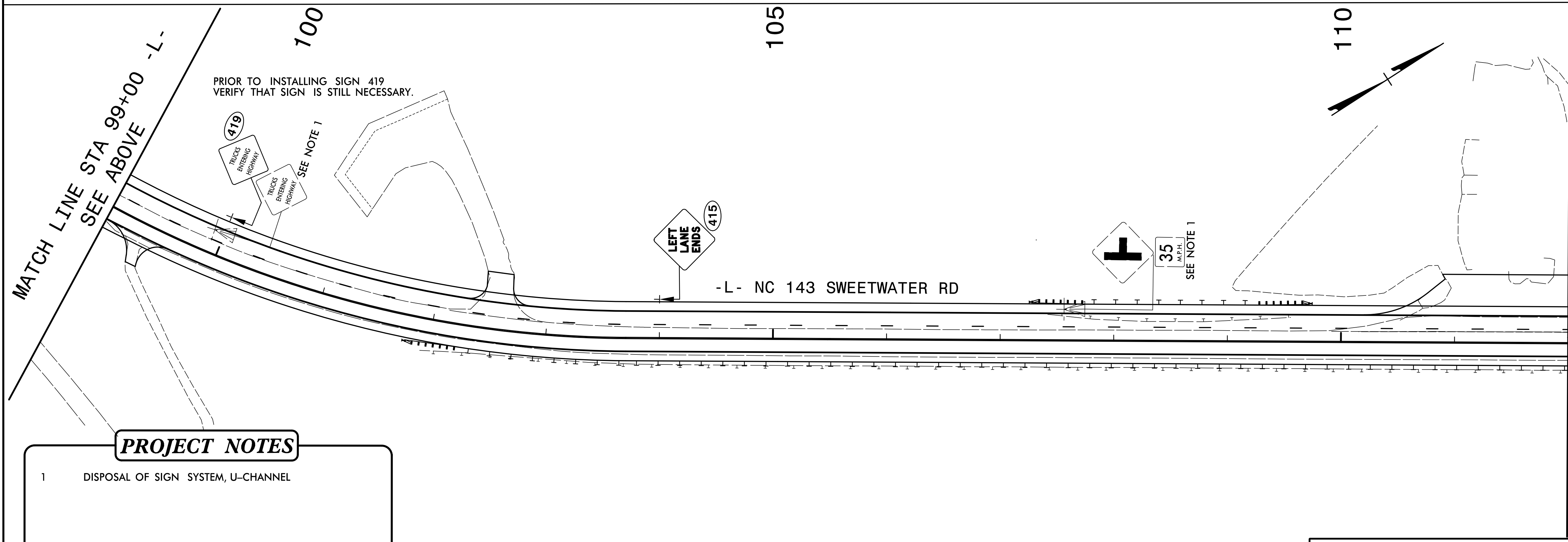
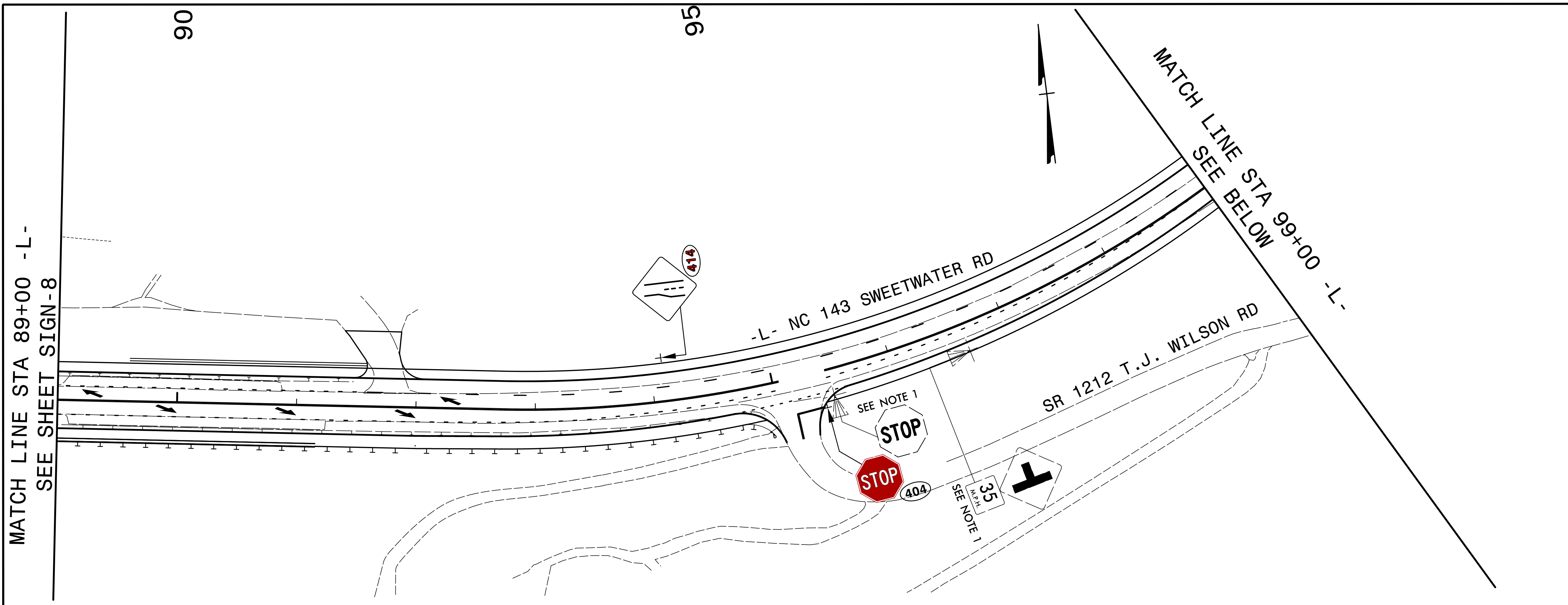
- PROJECT NOTES**
- DISPOSAL OF SIGN SYSTEM, U-CHANNEL
 - DISPOSAL OF SUPPORT, U-CHANNEL
 - SIGN ERECTION, RELOCATE TYPE E (GROUND MOUNTED)

GRAHAM COUNTY WILL BE RESPONSIBLE TO STOCKPILE AND TO REINSTALL THE EXISTING STREET SIGNS OR INSTALL NEW SIGNS ON NEW SUPPORTS.

EXISTING AND PROPOSED SIGNS
-L- NC 143 FROM 62+00 TO 89+00

5/26/2022 X:\NC009\A-0009CA\CADD\Signing Layout Plans\A-0009CA_Sgn_SGN_5.sgn05.dgn User:sme\lvr

TIP NO. A-0009CA	SHEET NO. SIGN-9
APPROVED:  FDSPF388826400	
DATE: 5/31/2022	
SEAL 	
DOCUMENT NOT CONSIDERED FINAL UNLESS ALL SIGNATURES COMPLETED	
 TGS ENGINEERS 201 W. MARION ST., STE 200 SHELBY, NC 28150 PH (704) 476-0003 CORP. LICENSE NO.: C-0275	






PROJECT NOTES

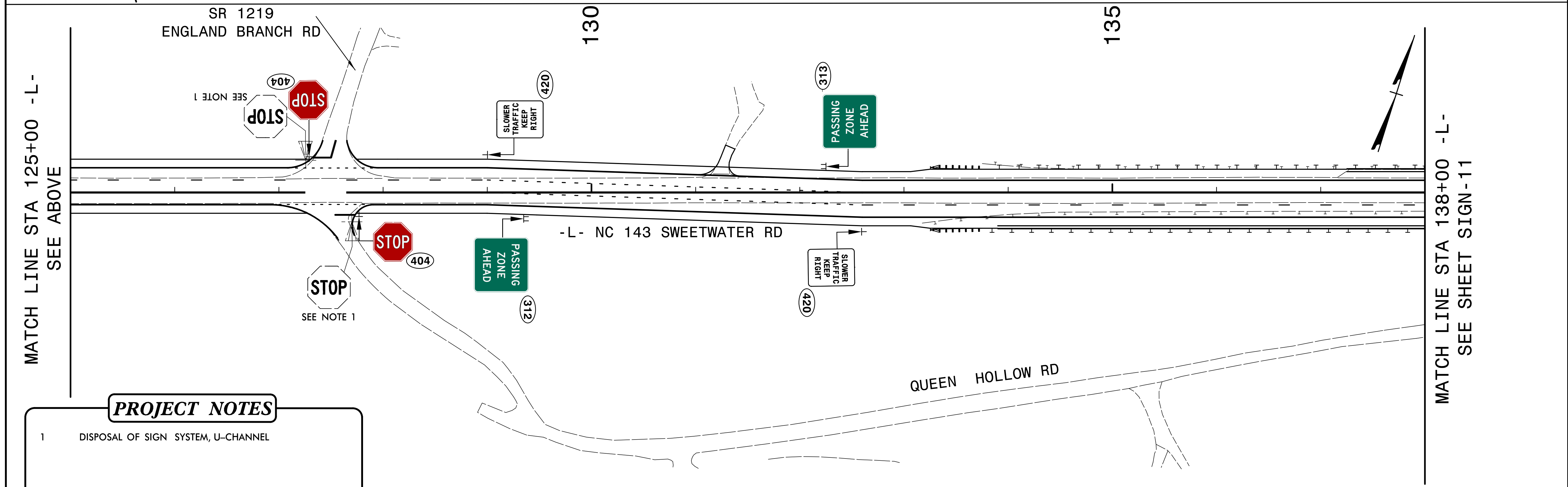
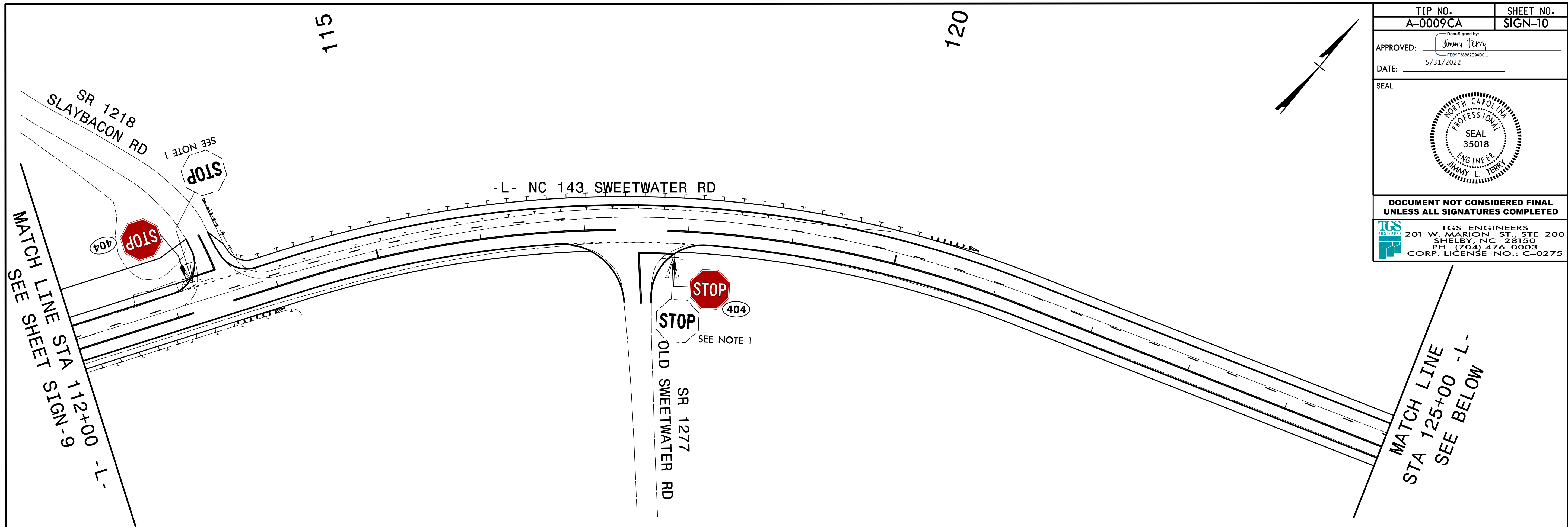
- 1 DISPOSAL OF SIGN SYSTEM, U-CHANNEL

GRAHAM COUNTY WILL BE RESPONSIBLE TO STOCKPILE AND TO REINSTALL THE EXISTING STREET SIGNS OR INSTALL NEW SIGNS ON NEW SUPPORTS.

EXISTING AND PROPOSED
SIGNS
-L- NC 143 FROM 89+00 TO 112+00

5/26/2022 X:\NCC00\A-0009\Traffic\Signing\A-0009CA\CADD\Signing Layout Plans\A-0009CA_Sgn_SGN_Sign05.dgn User:smelvin

TIP NO. A-0009CA	SHEET NO. SIGN-10
APPROVED:  DocuSigned by: Jimmy Terry FD39F388B2E84D0	
DATE: 5/31/2022	
SEAL 	
DOCUMENT NOT CONSIDERED FINAL UNLESS ALL SIGNATURES COMPLETED	
 TGS ENGINEERS 201 W. MARION ST., STE 200 SHELBY, NC 28150 PH (704) 476-0003 CORP. LICENSE NO.: C-0275	





PROJECT NOTES

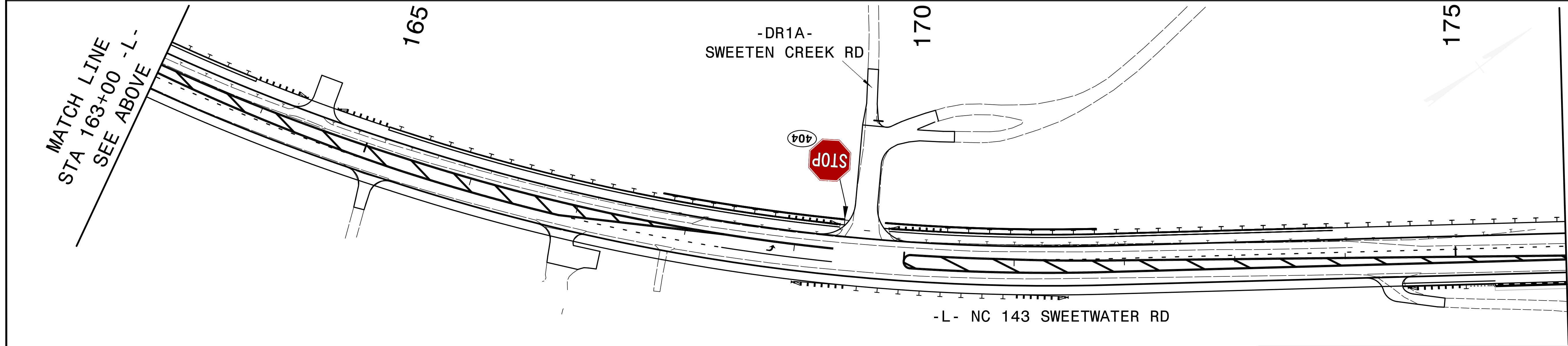
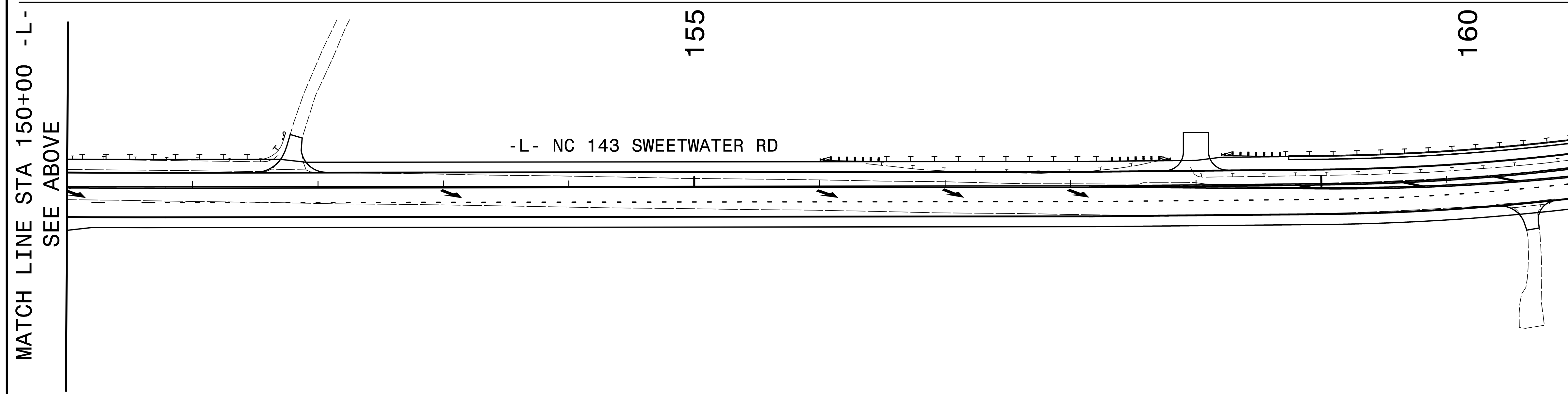
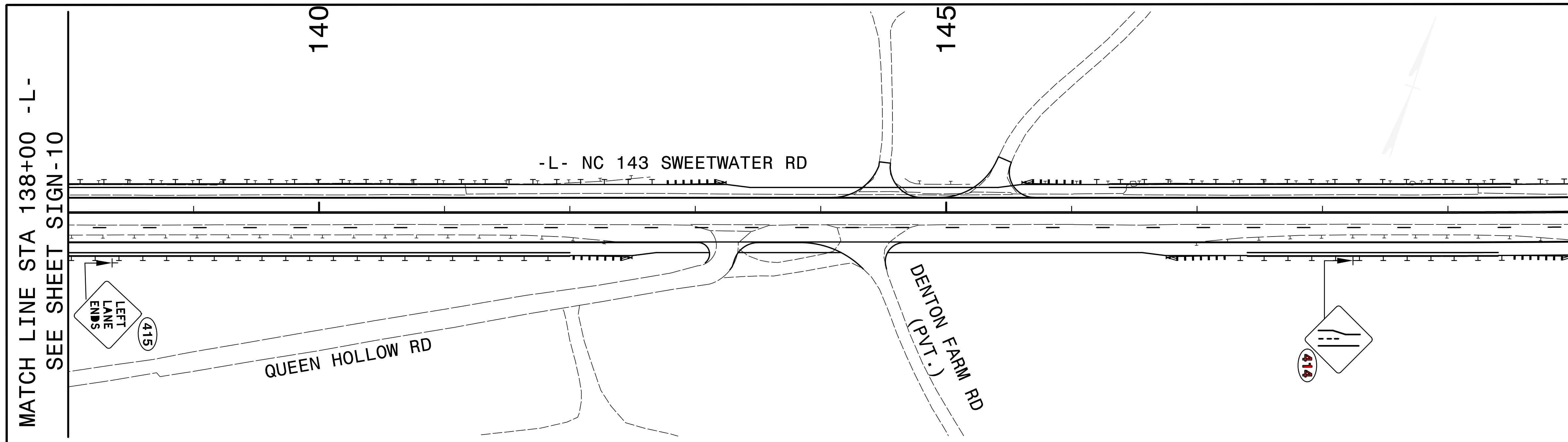
1 DISPOSAL OF SIGN SYSTEM, U-CHANNEL

GRAHAM COUNTY WILL BE RESPONSIBLE TO STOCKPILE AND TO REINSTALL THE EXISTING STREET SIGNS OR INSTALL NEW SIGNS ON NEW SUPPORTS.

EXISTING AND PROPOSED SIGNS
 -L- NC 143 FROM 112+00 TO 138+00

5/26/2022
 X:\NC\009\A-0009\Traffic\Signing\VA-0009CA\CADD\Signing Layout Plans\A-0009CA_Sgn_SGN_Sign10.dgn
 User:smelvin

TIP NO. A-0009CA	SHEET NO. SIGN-11
APPROVED:  DocuSigned by: Jimmy Terry F038F3882E264D0	
DATE: 5/31/2022	
SEAL 	
DOCUMENT NOT CONSIDERED FINAL UNLESS ALL SIGNATURES COMPLETED	



EXISTING AND PROPOSED
SIGNS
-L- NC 143 FROM 138+00 TO 176+00

5/26/2022 X:\NC009\A-0009\Traffic\Signing\A-0009CA\CADD\Signing Layout\Plans\A-0009CA_Sgn_SGN_5.sgn11.dgn User:sme1vrm

MATCH LINE STA 138+00 -L-
SEE SHEET SIGN-10




MATCH LINE STA 150+00 -L-
SEE ABOVE

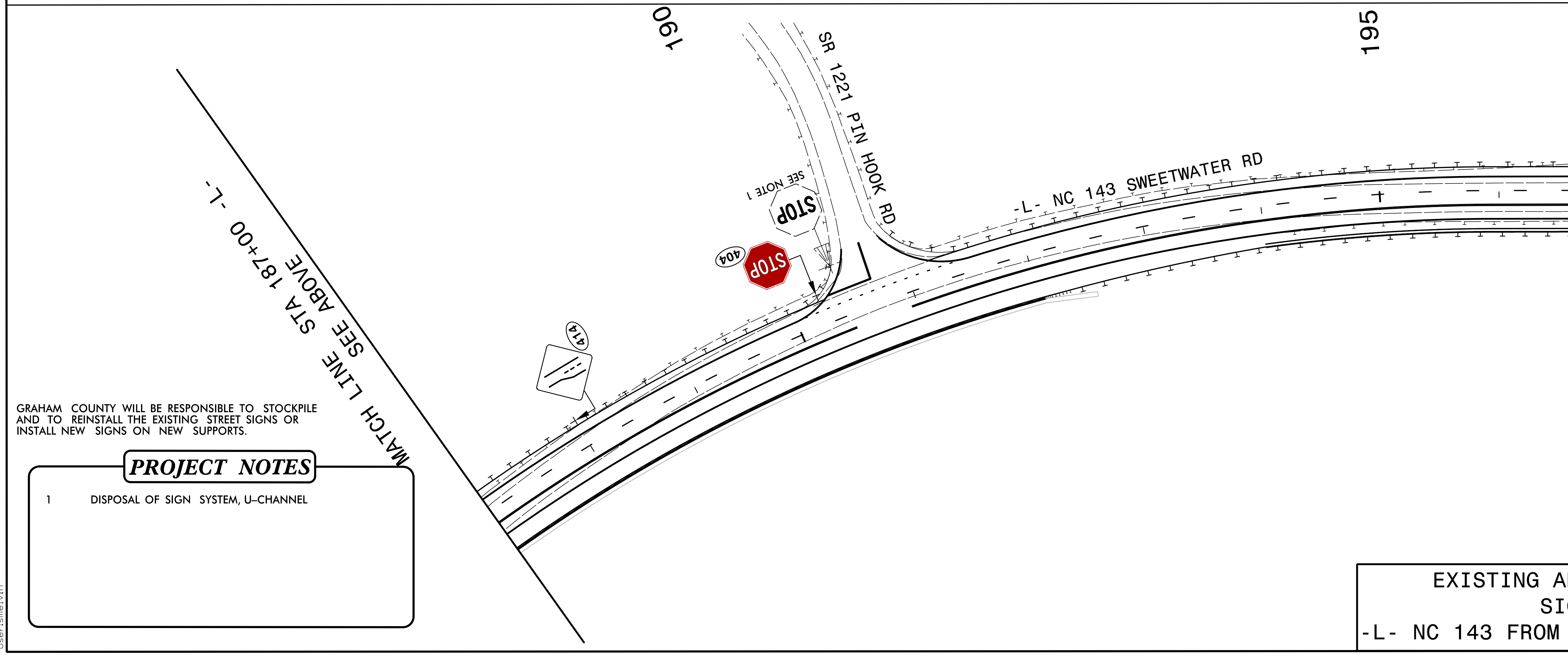
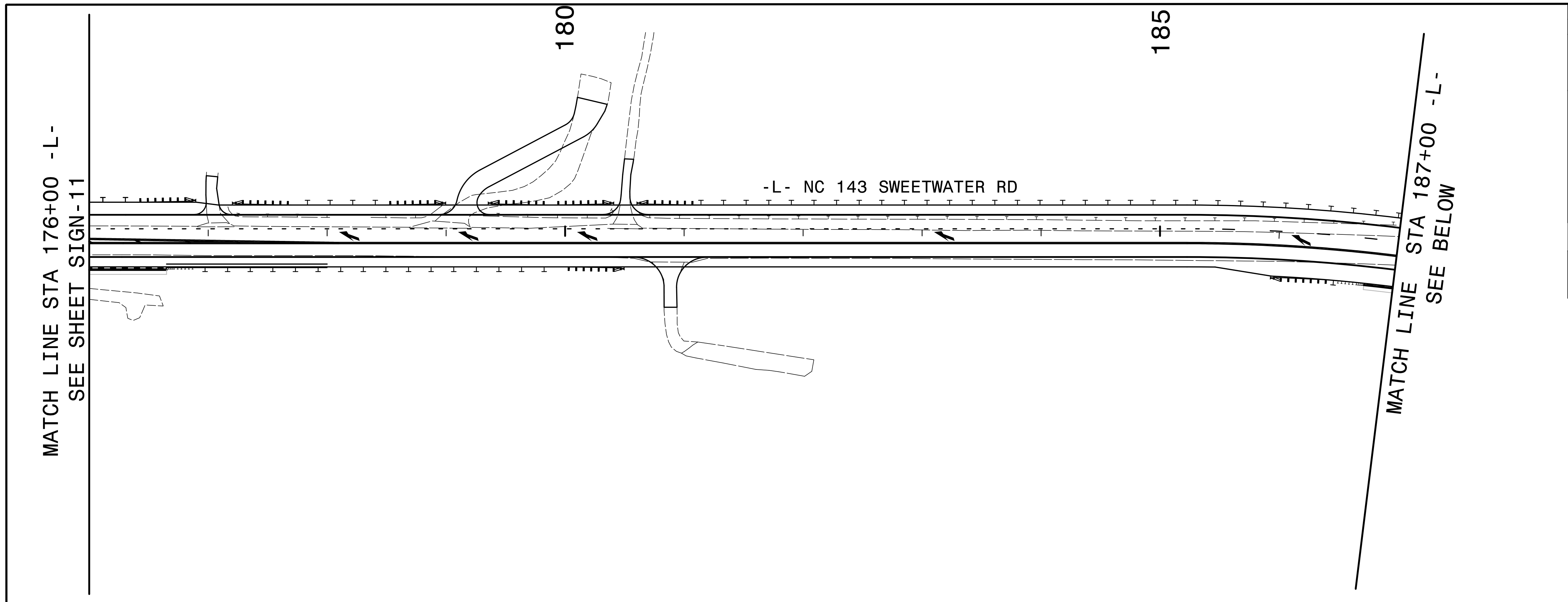
MATCH LINE
STA 163+00 -L-
SEE ABOVE

MATCH LINE STA 150+00 -L-
SEE BELOW

MATCH LINE STA 163+00 -L-
SEE BELOW

MATCH LINE
STA 176+00 -L-
SEE SHEET SIGN-12

TIP NO. A-0009CA	SHEET NO. SIGN-12
APPROVED:  FDSP38802E9400	
DATE: 5/31/2022	
SEAL	
	
DOCUMENT NOT CONSIDERED FINAL UNLESS ALL SIGNATURES COMPLETED	
 TGS ENGINEERS 201 W. MARION ST., STE 200 SHELBY, NC 28150 PH (704) 476-0003 CORP. LICENSE NO.: C-0275	






GRAHAM COUNTY WILL BE RESPONSIBLE TO STOCKPILE AND TO REINSTALL THE EXISTING STREET SIGNS OR INSTALL NEW SIGNS ON NEW SUPPORTS.

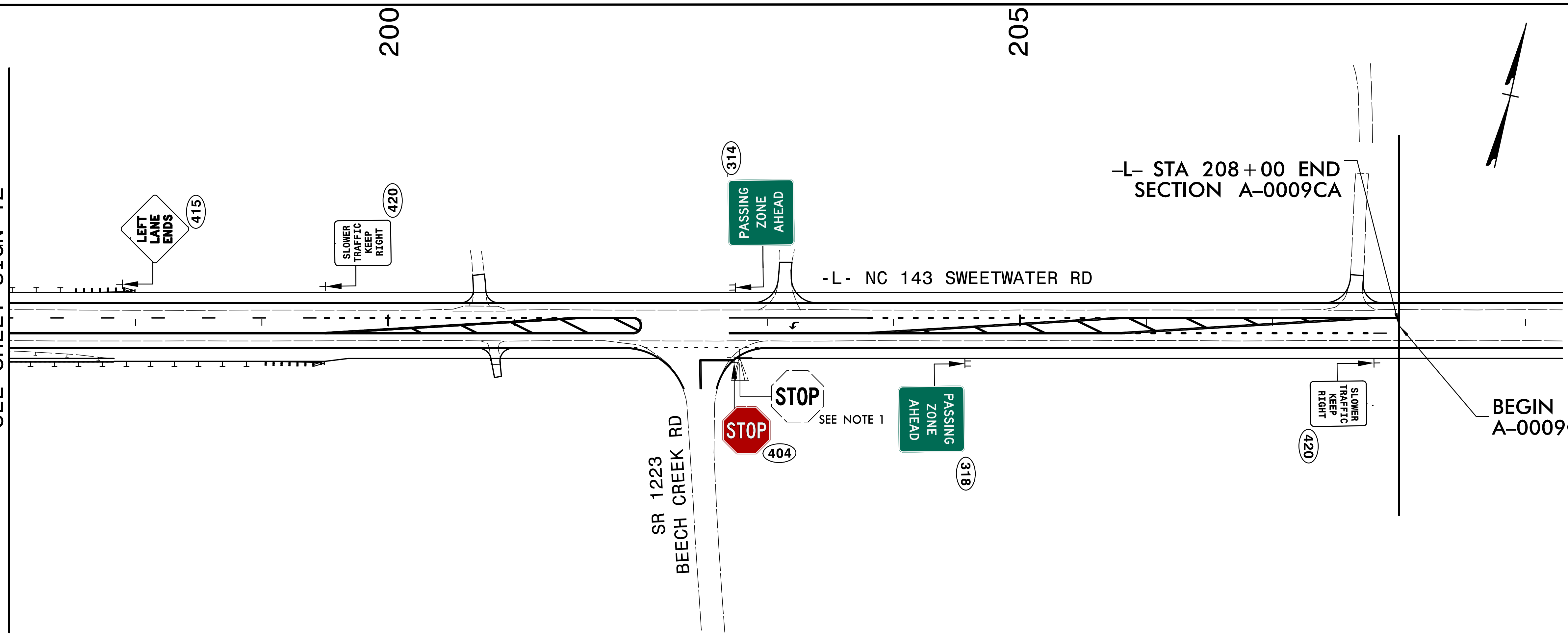
PROJECT NOTES	
1	DISPOSAL OF SIGN SYSTEM, U-CHANNEL

EXISTING AND PROPOSED SIGNS
-L- NC 143 FROM 176+00 TO 197+00

5/20/2022 X:\NC0009\A-0009\Traffic\Signing\VA-0009CA\CADD\Signing Layout Plans\A-0009CA_Sgn_SGN_Sign12.dgn User:smelvin

TIP NO. A-0009CA	SHEET NO. SIGN-13
APPROVED:  DATE: 5/31/2022	
SEAL 	
DOCUMENT NOT CONSIDERED FINAL UNLESS ALL SIGNATURES COMPLETED	
 TGS ENGINEERS 201 W. MARION ST., STE 200 SHELBY, NC 28150 PH (704) 476-0003 CORP. LICENSE NO.: C-0275	

MATCH LINE STA 197+00 -L-
SEE SHEET SIGN-12



PROJECT NOTES

- 1 DISPOSAL OF SIGN SYSTEM, U-CHANNEL

GRAHAM COUNTY WILL BE RESPONSIBLE TO STOCKPILE AND TO REINSTALL THE EXISTING STREET SIGNS OR INSTALL NEW SIGNS ON NEW SUPPORTS.

EXISTING AND PROPOSED
SIGNS
-L- NC 143 FROM 197+00 TO 208+00

5/20/2022
X:\NC\0009\A-0009CA\Traffic\Signing\A-0009CA\CADD\Signing Layout Plans\A-0009CA_Sgn_SGN_5.sgn13.dgn
User:smelvin