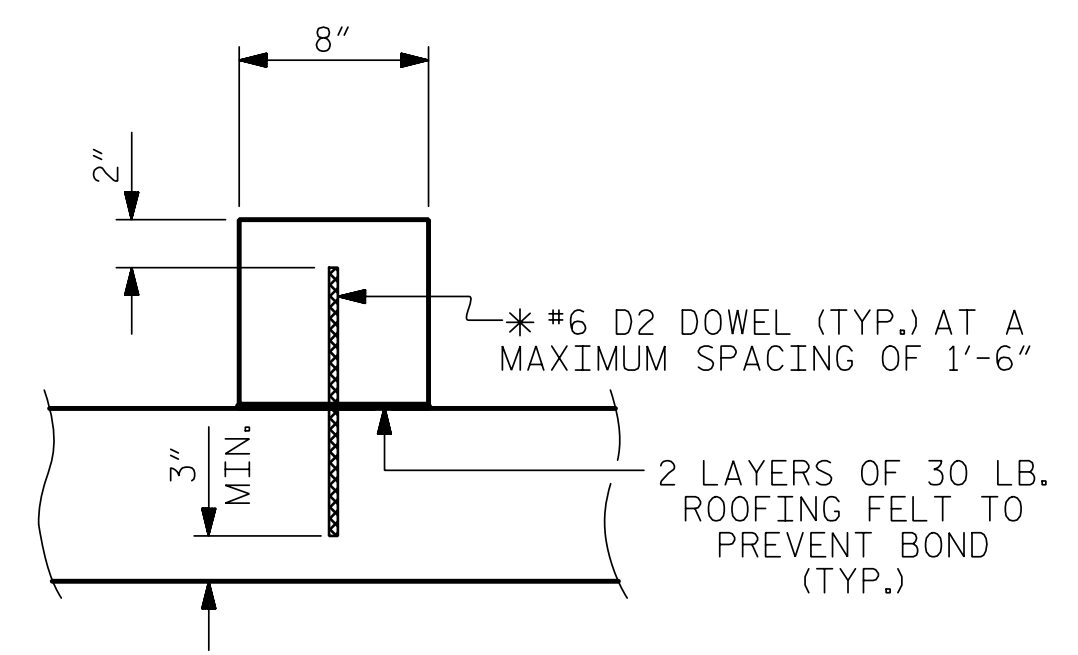


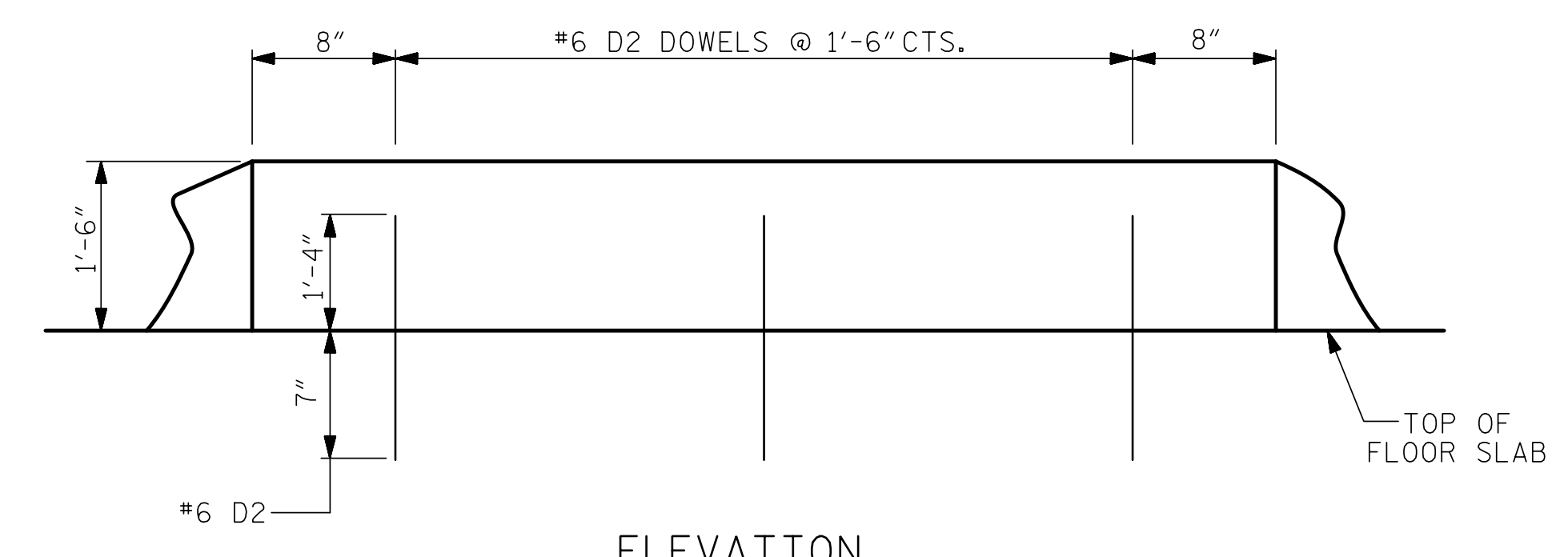
PLAN OF LOW FLOW SILL

NOTE: FOR SLAB EXTENSION REINFORCEMENT, SEE PLAN OF FLOOR SLAB, SHEET 4 OF 8.



SECTION THROUGH WALL

* DOWELS MAY BE PUSHED INTO GREEN CONCRETE AFTER SLAB HAS BEEN FLOAT FINISHED.




ELEVATION

WALL DETAILS

PROJECT NO. A-0009CA
GRAHAM COUNTY
 STATION: 113+69.00 -L-

SHEET 6 OF 8



STATE OF NORTH CAROLINA
 DEPARTMENT OF TRANSPORTATION
 RALEIGH
**TRIPLE 11 FT. X 9.2 FT.
 CONCRETE BOX CULVERT
 LEFT EXTENSION**

DRAWN BY :	ZCS	DATE :	6/21
CHECKED BY :	MGC	DATE :	9/21
DESIGN ENGINEER OF RECORD:	ZCS	DATE :	4/22

DOCUMENT NOT CONSIDERED FINAL
 UNLESS ALL SIGNATURES COMPLETED

TGS ENGINEERS
 706 HILLSBOROUGH STREET
 SUITE 200
 RALEIGH, NC 27603
 PH (919) 773-8887
 CORP. LICENSE NO.: C-0275

REVISIONS						SHEET NO.
NO.	BY:	DATE:	NO.	BY:	DATE:	
1			3			C4-6
2			4			TOTAL SHEETS 8