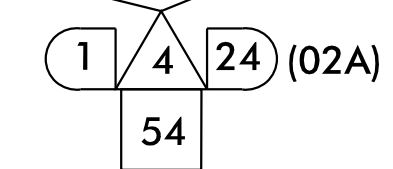
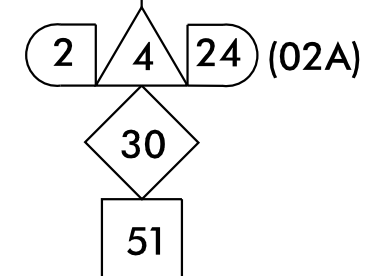
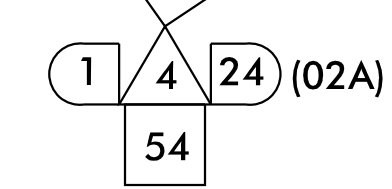
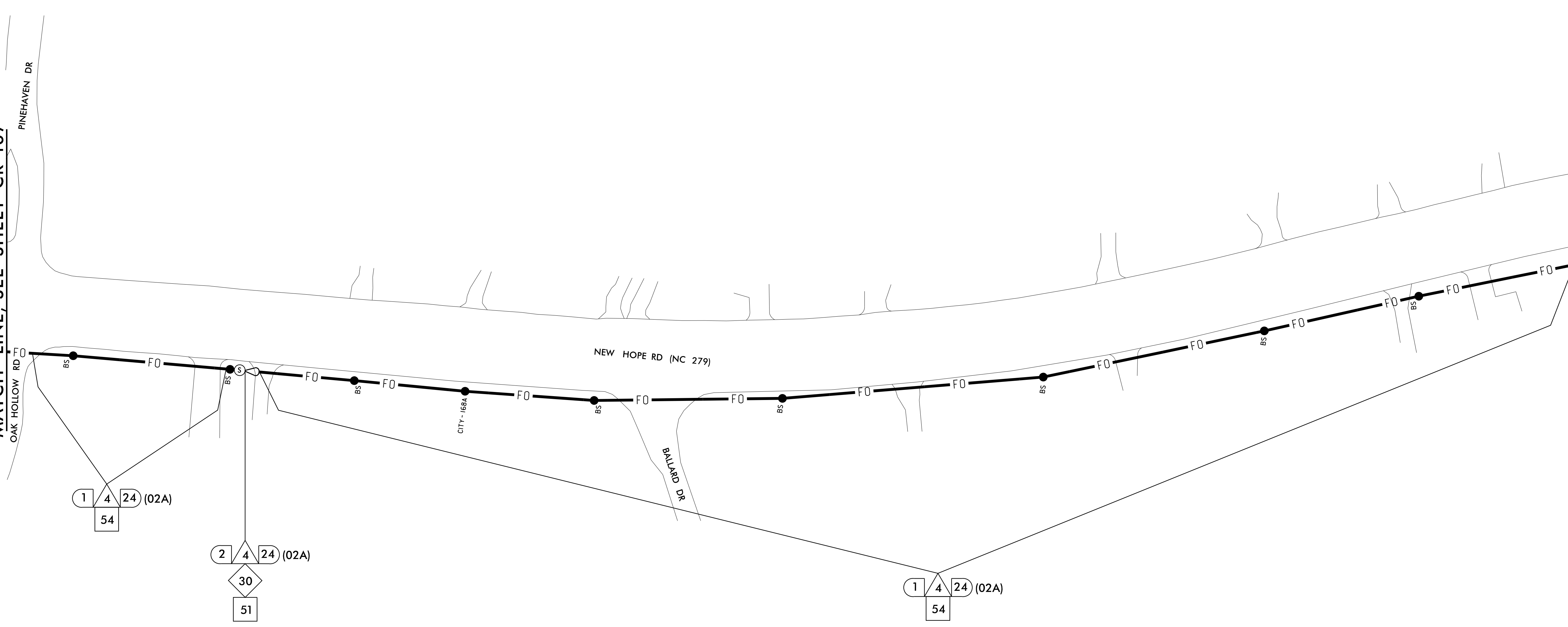


MATCH LINE, SEE SHEET CR-167


MATCH LINE, SEE SHEET CR-169



3/17/2022 KARAL.TPTD.LTS\01036569\_Gastonia\_SignalSystem\6\_Tasks\Plans\Cable\_Routing\_SHT168\_CR.dgn

1	INSTALL COAX CABLE	12	INSTALL RIGID, GALVANIZED STEEL RISER WITH FIBER OPTIC CABLE SEAL	23	INSTALL NEW RISER INTO EXISTING CABINET BASE (USE EXISTING CONDUIT STUB-OUTS WHEN AVAILABLE)	34	INSTALL CABINET FOUNDATION	44	INSTALL AERIAL GUY ASSEMBLY	53A	STORE 20 FEET OF COMMUNICATIONS CABLE	64	BOND MESSENGER CABLE TO POLE GROUND
2	INSTALL ETHERNET CABLE	13	INSTALL OUTER-DUCT POLYETHYLENE CONDUIT	24	INSTALL NEW CONDUIT INTO EXISTING POLE MOUNTED CABINET	35	INSTALL CCTV CAMERA POLE MOUNTED CABINET	45	INSTALL STANDARD GUY ASSEMBLY	53B	STORE 50 FEET OF EACH COMMUNICATIONS CABLE	65	INSTALL HEAT SHRINK TUBING RETROFIT KIT
3	EXISTING ETHERNET (OR COAX) CABLE	14	INSTALL POLYETHYLENE CONDUIT	25	INSTALL NEW RISER INTO EXISTING POLE MOUNTED CABINET	36	INSTALL CCTV CAMERA ASSEMBLY	46	INSTALL SIDEWALK GUY ASSEMBLY	54	LASH CABLE(S) TO EXISTING COMMUNICATIONS CABLE	66	INSTALL MOLDABLE DUCT SEAL
4	INSTALL SMFO CABLE	15	DIRECTIONAL DRILL CONDUIT	26	INSTALL NEW ETHERNET EDGE SWITCH	37	INSTALL CCTV CAMERA WOOD POLE	47	INSTALL MESSENGER CABLE	55	LASH CABLE(S) TO EXISTING MESSENGER / SIGNAL CABLE	67	SLACK SPAN
5	EXISTING SMFO CABLE	16	BORE AND JACK CONDUIT	27	INSTALL NEW FIBER OPTIC TRANSCEIVER	38	INSTALL CCTV CAMERA METAL POLE AND FOUNDATION	48A	REMOVE EXISTING COMMUNICATIONS AND MESSENGER CABLE	56	LASH CABLE(S) TO NEW MESSENGER CABLE	68	INSTALL CABINET BASE ADAPTER
6	INSTALL FIBER OPTIC DROP CABLE	17	INSTALL CABLE(S) IN EXISTING CONDUIT	28	INSTALL INTERCONNECT CENTER, PATCH PANEL, JUMPERS AND FUSION SPLICE CABLE IN CABINET	39	INSTALL JUNCTION BOX	48B	REMOVE EXISTING COMMUNICATIONS CABLE	57	MODIFY EXISTING ELECTRICAL SERVICE	69	REMOVE EXISTING SIGNAL CABINET AND CONTROLLER
7	INSTALL TRACER WIRE	18	INSTALL CABLE(S) IN NEW CONDUIT	29	INSTALL UNDERGROUND SPLICE ENCLOSURE	40A	INSTALL OVERSIZED JUNCTION BOX	49	BACK PULL EXISTING COMMUNICATIONS CABLE	58	INSTALL NEW ELECTRICAL SERVICE	70	REMOVE EXISTING CCTV CAMERA ASSEMBLY
8	TRENCH	19	INSTALL CABLE(S) IN EXISTING RISER	30	INSTALL AERIAL SPLICE ENCLOSURE	40B	INSTALL SPECIAL OVERSIZED JUNCTION BOX (36" x 24" x 24")	50	INSTALL CELL MODEM AND ANTENNA	59	INSTALL NEW EQUIPMENT CABINET DISCONNECT	71	REMOVE EXISTING CCTV CAMERA CABINET
9	INSTALL PVC CONDUIT	20	INSTALL CABLE(S) IN NEW RISER	31	MODIFY EXISTING INTERCONNECT CENTER / SPLICE ENCLOSURE	41	REMOVE EXISTING JUNCTION BOX	51	INSTALL CABLE STORAGE RACKS (SNOW SHOES) AND STORE 100 FEET OF CABLE	60	BOND TRACER WIRE TO EQUIPMENT GROUND BUS	72	REMOVE CABINET FOUNDATION
10	INSTALL RIGID, GALVANIZED STEEL CONDUIT	21	INSTALL CABLE(S) IN EXISTING CONDUIT STUB-OUTS	32	INSTALL POLE MOUNTED 336S SIGNAL CABINET AND CONTROLLER	42	INSTALL WOOD POLE	52A	INSTALL DELINEATOR MARKER	61	DO NOT BOND TRACER WIRE TO EQUIPMENT GROUND BUS	73	MODIFY EXISTING CABINET FOUNDATION
11	INSTALL RIGID, GALVANIZED STEEL RISER WITH WEATHERHEAD	22	INSTALL NEW CONDUIT INTO EXISTING CABINET BASE (USE EXISTING CONDUIT STUB-OUTS WHEN AVAILABLE)	33	INSTALL BASE MOUNTED 332 SIGNAL CABINET WITH EXTENDER AND CONTROLLER	43	REMOVE EXISTING WOOD POLE	52B	INSTALL JUNCTION BOX MARKER	62	BOND RISER AND MESSENGER CABLE TO POLE GROUND	74	REMOVE EXISTING WIRELESS SYSTEM
									63	BOND RISER TO POLE GROUND	75	INSTALL WIRELESS ETHERNET SYSTEM	

NOTES:  
 1. ATTACH NEW COMMUNICATIONS CABLE TO FRONT SIDE OF POLE AT 40 INCHES BELOW POWER PRESENCE UNLESS OTHERWISE NOTED.  
 2. MAINTAIN A MINIMUM OF 6 FEET FROM THE EDGE OF PAVEMENT WHEN TRENCHING PARALLEL TO THE ROADWAY UNLESS OTHERWISE NOTED.



CITY OF GASTONIA COMPUTERIZED SIGNAL SYSTEM COMMUNICATIONS CABLE AND CONDUIT ROUTING PLAN	
DIVISION 12	GASTON COUNTY
PLAN DATE: DECEMBER 2021	REVIEWED BY: K. SMITH
PREPARED BY: S. BUTLER	REVIEWED BY: I. VAN OSDELL
REVISIONS	INIT. DATE

**Kimley-Horn**  
 NC License #F-0102  
 421 Fayetteville St., Suite 600  
 Raleigh, NC 27601  
 Tel: (919) 677-2000  
 Fax: (919) 677-2050

SEAL  
 NORTH CAROLINA PROFESSIONAL ENGINEER  
 I. VAN OSDELL  
 3/18/2022  
 DATE