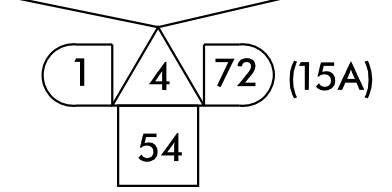
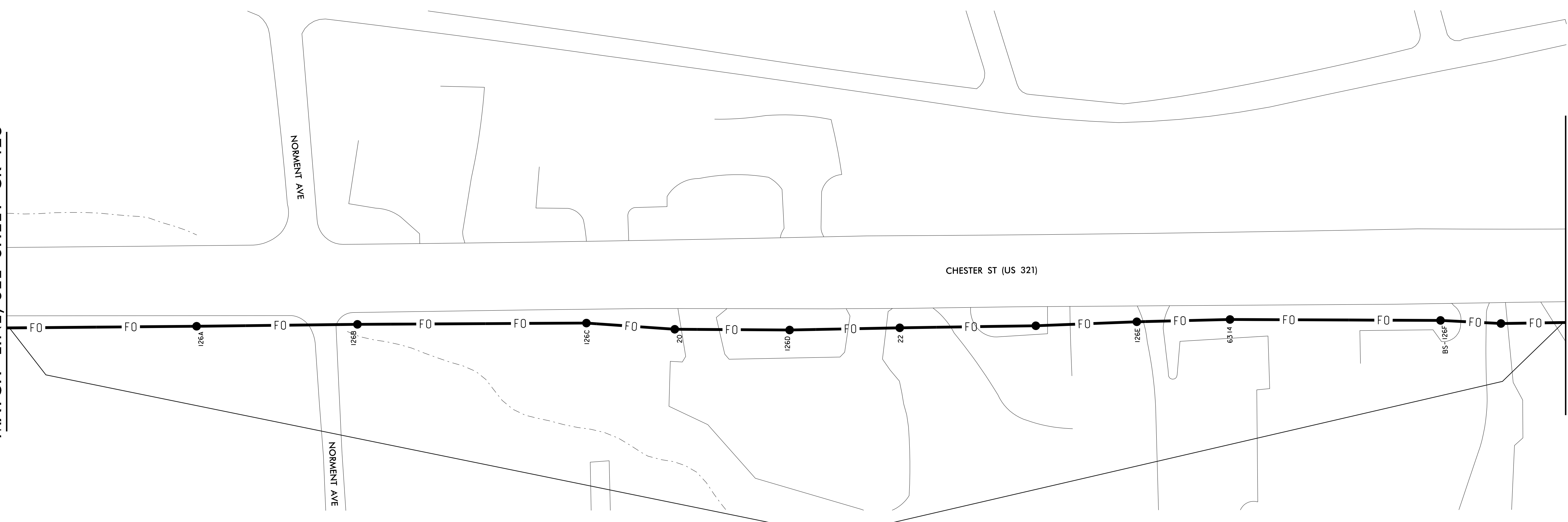


MATCH LINE, SEE SHEET CR-125


MATCH LINE, SEE SHEET CR-127



Legend table with 75 items detailing installation tasks such as 'INSTALL COAX CABLE', 'INSTALL RIGID GALVANIZED STEEL RISER', 'INSTALL CABLE FOUNDATION', etc.

NOTES: 1. ATTACH NEW COMMUNICATIONS CABLE TO FRONT SIDE OF POLE AT 40 INCHES BELOW POWER PRESENCE UNLESS OTHERWISE NOTED. 2. MAINTAIN A MINIMUM OF 6 FEET FROM THE EDGE OF PAVEMENT WHEN TRENCHING PARALLEL TO THE ROADWAY UNLESS OTHERWISE NOTED.

Kimley»Horn NC License #F-0102 421 Fayetteville St., Suite 600 Raleigh, NC 27601 Tel: (919) 677-2000 Fax: (919) 677-2050



Project information table including City of Gastonia, Division 12, Plan Date (December 2021), and Revisions table.

Signature and date block for I. Van Osdel, dated 3/18/2022.

3/17/2022 KARAL.TPTD.LTS\01036569_Gastonia_SignalSystem\6_Tasks\Plans\Cable_Routing_SHT126_CR.dgn