

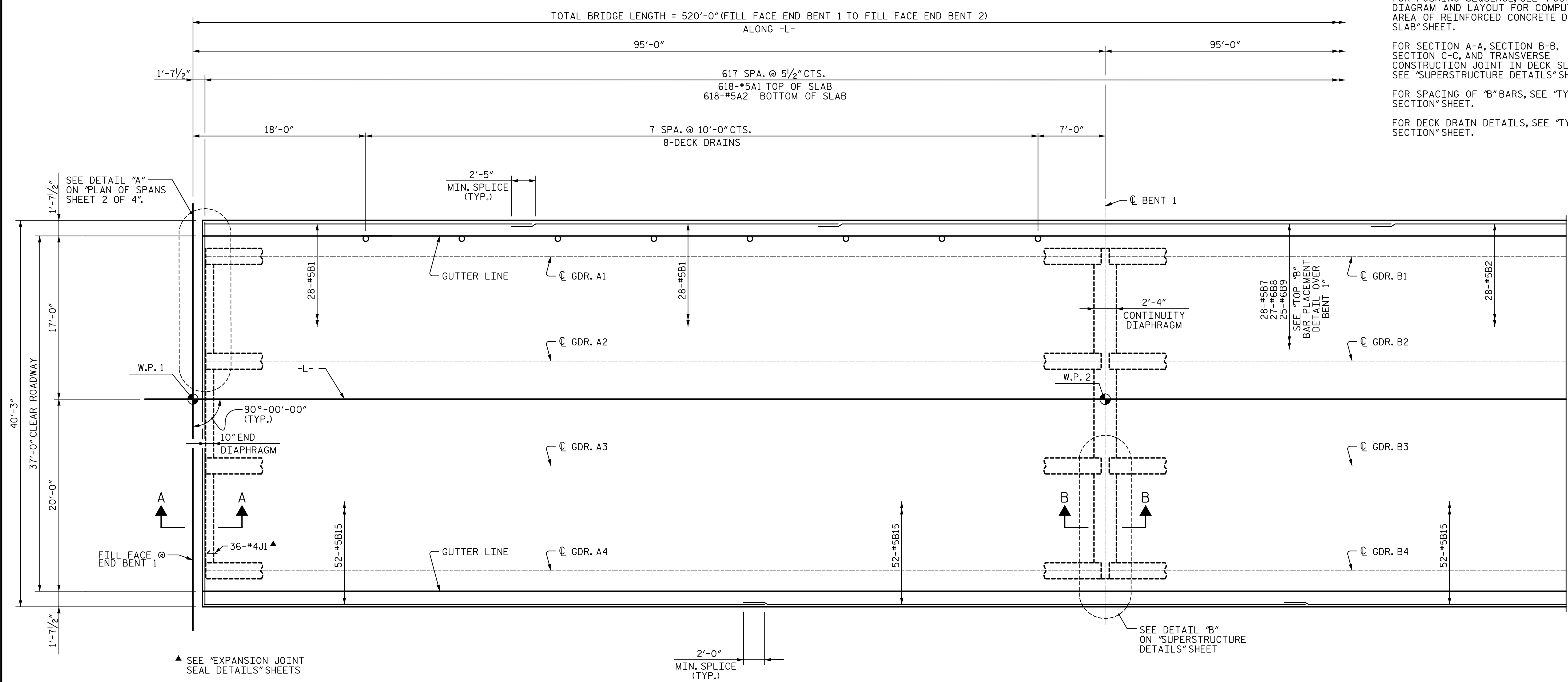
NOTES:

FOR POURING SEQUENCE, SEE "POURING DIAGRAM AND LAYOUT FOR COMPUTING AREA OF REINFORCED CONCRETE DECK SLAB" SHEET.

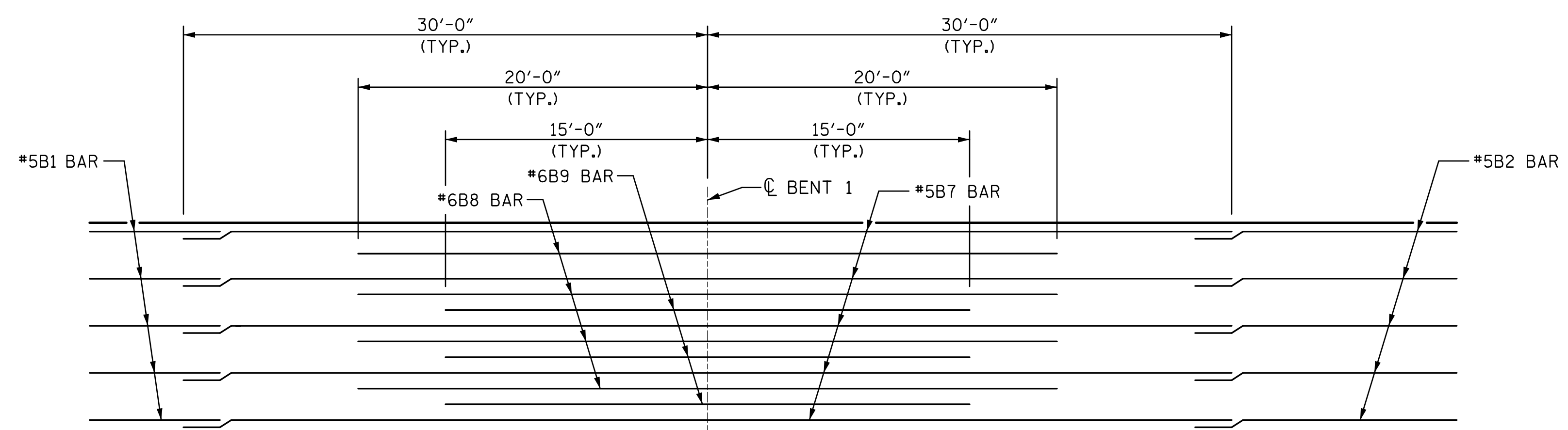
FOR SECTION A-A, SECTION B-B, SECTION C-C, AND TRANSVERSE CONSTRUCTION JOINT IN DECK SLAB, SEE "SUPERSTRUCTURE DETAILS" SHEET.

FOR SPACING OF "B" BARS, SEE "TYPICAL SECTION" SHEET.

FOR DECK DRAIN DETAILS, SEE "TYPICAL SECTION" SHEET.



MATCH LINE SHEET 2 OF 4  
"B" BARS TOP  
"B" BARS BOT.



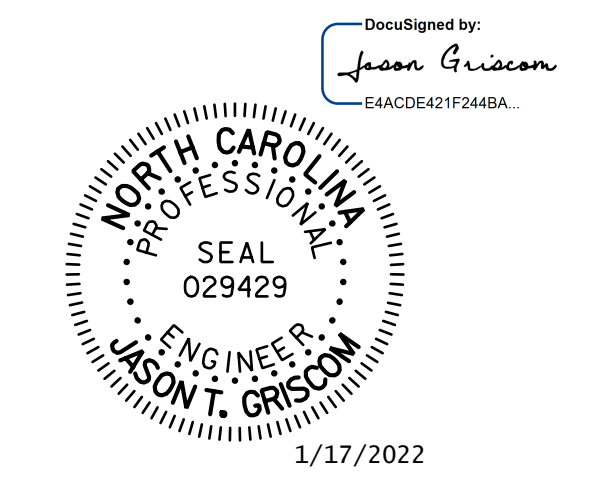
TOP "B" BAR PLACEMENT  
DETAIL OVER BENT 1

PROJECT NO. B-5810  
CABARRUS COUNTY  
STATION: 23+17.00 -L-

SHEET 1 OF 4

STATE OF NORTH CAROLINA  
DEPARTMENT OF TRANSPORTATION  
RALEIGH

PLAN OF SPANS



STV 100 YEARS STV ENGINEERS, INC.  
900 West Trade St., Suite 715  
Charlotte, NC 28202  
NC License Number F-0991

DOCUMENT NOT CONSIDERED  
FINAL UNLESS ALL  
SIGNATURES COMPLETED

REVISIONS						SHEET NO.
NO.	BY:	DATE:	NO.	BY:	DATE:	S-8
1			3			TOTAL SHEETS
2			4			36

R:\Structures\Station\Finals\40L\_015\_B5810\_SMU\_SI\_008\_120022.dgn  
1/16/2022 4:50:19 PM igr\scorn

ASSEMBLED BY : LGH DATE : 6-19  
CHECKED BY : MLO DATE : 12-19  
DESIGN ENGINEER OF RECORD : J. GRISCOM DATE : 1-22