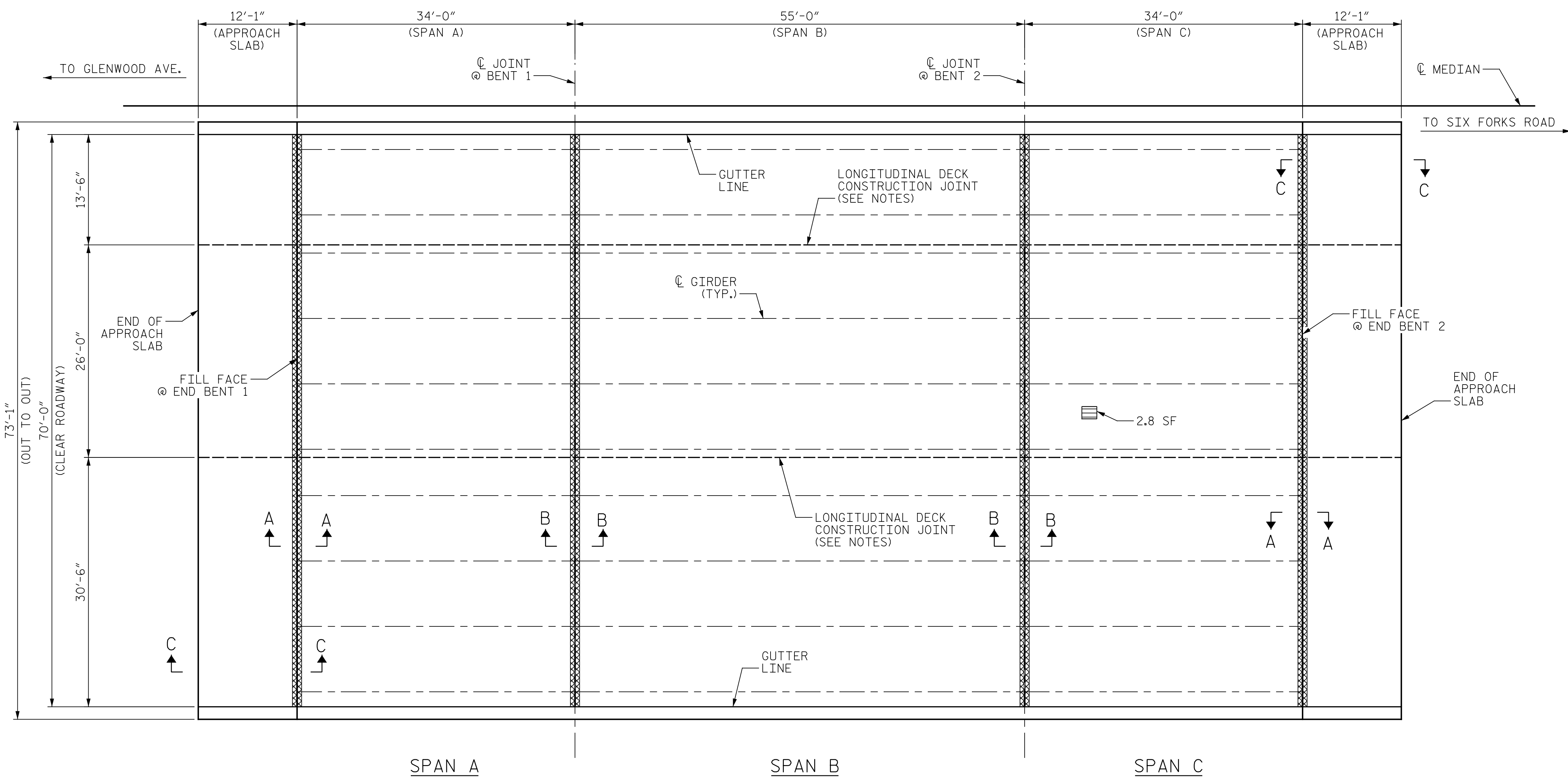


p:\gfn\pw-bentley.com\gfn\pw-01\Documents\Projects\67945\Phase 003 - I-5997 Rehab\Structures\CAD\2.0 100% Plans\404_007_I5997_SMUL_S01_910267-910268_056 1/10/2022 10:43:11 PM pdf_color_gfclt_FS.plt Rowan.pen.tbl



REPAIR QUANTITY TABLE		
TOP OF DECK REPAIR		
	ESTIMATE	ACTUAL
FINE MILLING *	3478 SY	
HYDRO-DEMOLITION OF BRIDGE DECK	1144 SY	
CLASS II SURFACE PREPARATION	0.0 SY	
CLASS III SURFACE PREPARATION	0.0 SY	
LATEX MODIFIED CONCRETE - VERY EARLY STRENGTH	72.3 CY	
BRIDGE JOINT DEMOLITION	280 SF	
EPOXY RESIN INJECTION	0.0 LF	
CONCRETE FOR DECK REPAIR	0.0 CF	
DIAMOND GRINDING	1144 SY	
SILANE DECK TREATMENT	1144 SY	
UNDERSIDE OF DECK REPAIR		
SHOTCRETE REPAIRS	ESTIMATE	ACTUAL
	AREA SF	VOLUME CF
UNDERSIDE OF DECK	2.8	0.8
OVERHANG DIAPHRAGMS	0.0	0.0
UNDERSIDE OF OVERHANG	0.0	0.0
INTERIOR DIAPHRAGMS	0.0	0.0
	ESTIMATE	ACTUAL
UNDERSIDE EPOXY RESIN INJECTION	0.0 LF	

VALUES IN CHART REPRESENT ESTIMATED UNDERSIDE OF DECK REPAIR TOTALS AFTER REMOVAL OF UNSOUND CONCRETE, MINIMUM OF 1" BEHIND REBAR AND MINIMUM 2" CLEAR TO SAW CUT. SEE REPAIR DETAILS.


PAYMENT FOR CLASS II AND CLASS III SURFACE PREPARATION IS BASED ON THE SQUARE YARDS OF ADDITIONAL DEMOLITION REQUIRED FOLLOWING HYDRO-DEMOLITION OF THE BRIDGE DECK. SEE "OVERLAY SURFACE PREPARATION" SPECIAL PROVISION.

- BRIDGE JOINT DEMOLITION
- APPROX. CLASS II SURFACE PREPARATION
- APPROX. CLASS III SURFACE PREPARATION
- UNDERSIDE OF DECK/OVERHANG REPAIR
- ERI EPOXY RESIN INJECTION

PROJECT NO. I-5997
WAKE COUNTY
 BRIDGE NO. 910267 & 910268
 SHEET 1 OF 2

STATE OF NORTH CAROLINA
 DEPARTMENT OF TRANSPORTATION
 RALEIGH

**PLAN OF SPANS
 EAST BOUND**



PLANS PREPARED BY:
Gannett Fleming
 Excellence Delivered As Promised

One Glenwood Avenue
 Suite 900
 Raleigh, NC 27603
 (919) 420-7660
 NC Lic. No. F-0270

DOCUMENT NOT CONSIDERED FINAL UNLESS ALL SIGNATURES COMPLETED

REVISIONS						SHEET NO.
NO.	BY:	DATE:	NO.	BY:	DATE:	
1			3			S-56
2			4			TOTAL SHEETS 82

DRAWN BY : J. MYA DATE : 08/2021
 CHECKED BY : J. YANACCONI DATE : 09/2021
 DESIGN ENGINEER OF RECORD: R. NELSON DATE : 09/2021

NOTES:

REPAIR LOCATIONS AND ESTIMATED QUANTITIES ARE GIVEN WITH THE BEST INFORMATION AVAILABLE. IF ADDITIONAL REPAIRS NOT SHOWN ON THE DRAWINGS ARE DEEMED NECESSARY BY THE ENGINEER, THE ENGINEER WILL NOTE ON THE DRAWINGS THE APPROXIMATE LOCATIONS AND DESCRIPTION OF THE REPAIRS AND ADJUST THE ACTUAL QUANTITIES ENTERED INTO THE REPAIR QUANTITY TABLE.

CONCRETE COVER FOR TOP BARS IN THE DECK SLAB IS 1/2" PER THE EXISTING BRIDGE PLANS.

FOR SECTION A-A AND B-B, SEE "JOINT DETAILS" SHEET.

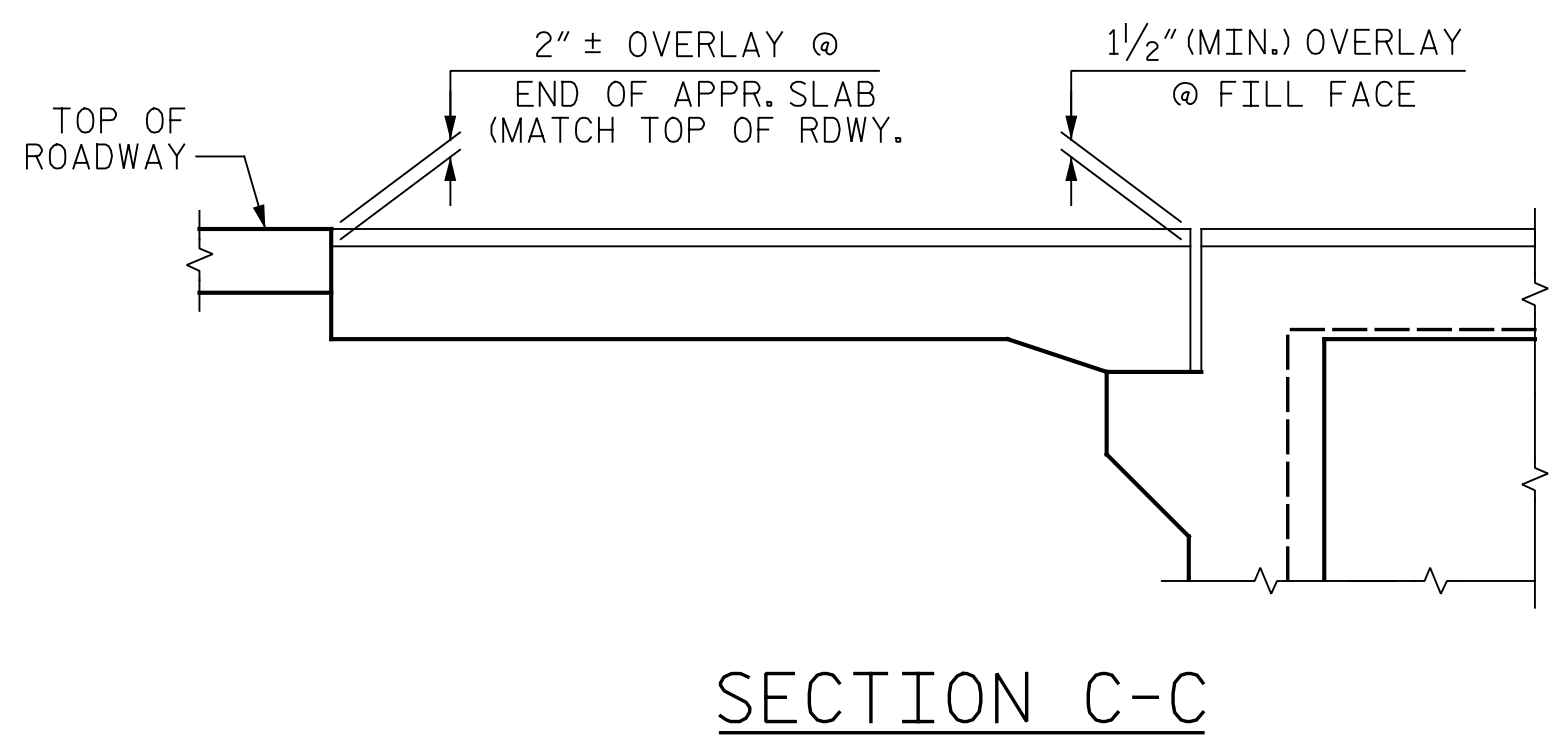
FOR DETAILS ON LONGITUDINAL DECK CONSTRUCTION JOINT, SEE "TYPICAL SECTION AND SURFACE PREPARATION DETAILS" SHEET.

* THE QUANTITY OF FINE MILLING INCLUDES THE CONCRETE BRIDGE DECK, CONCRETE APPROACH SLABS, AND 150 FEET OF THE ASPHALT APPROACH PAVEMENT AT EACH END OF THE BRIDGE.

FOR FINE MILLING, SEE SPECIAL PROVISIONS.

IF THE SILANE DECK TREATMENT IS APPLIED WITHIN FIVE (5) DAYS AFTER DIAMOND GRINDING THE BRIDGE DECK AND APPROACH SLABS, SHOTBLASTING IS NOT REQUIRED. IF MORE THAN FIVE (5) DAYS HAVE ELAPSED SINCE DIAMOND GRINDING, THE CONTRACTOR SHALL SHOTBLAST THE BRIDGE DECK AND APPROACH SLABS AT NO ADDITIONAL COST TO THE DEPARTMENT.

FOR SILANE DECK TREATMENT, SEE SPECIAL PROVISIONS.



SECTION C-C