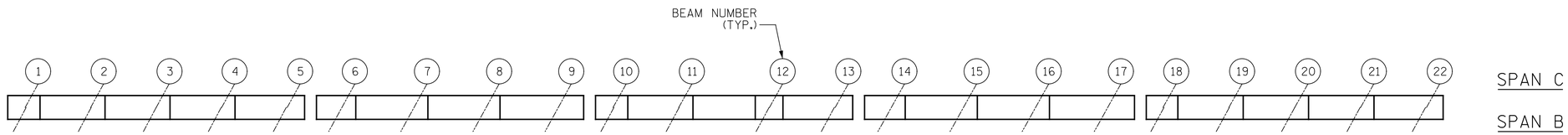

TOP OF CAP

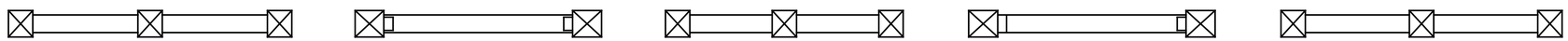

TOP OF STRUT

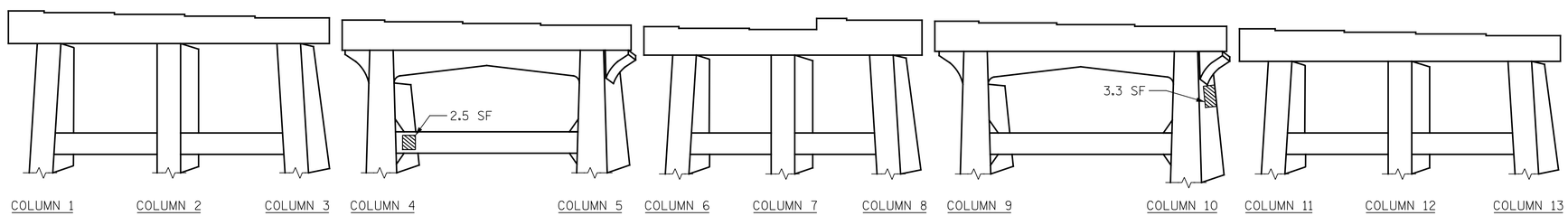

ELEVATION

AS BUILT REPAIR QUANTITY TABLE					
BENT 2 REPAIRS	QUANTITIES				
	ESTIMATE		ACTUAL		
SHOTCRETE REPAIRS	AREA SF	VOLUME CF	AREA SF	DEPTH FT	VOLUME CF
CAP (VERTICAL)	0.0	0.0			
CAP (HORIZONTAL)	0.0	0.0			
COLUMN	5.8	2.4			
CONCRETE REPAIRS	0.0	0.0			
EPOXY RESIN INJECITON		LENGTH LF	LENGTH LF		
CAP		0.0			
COLUMN		0.0			
EPOXY COATING		SQ. FT	SQ. FT		
TOP OF BENT CAP		514			

VALUES IN CHART REPRESENT ESTIMATED REPAIR TOTALS AFTER REMOVAL OF UNSOUND CONCRETE, MIN. OF 1'' BEHIND REBAR AND MIN. 2'' CL TO SAWCUT. SEE REPAIR DETAILS.

- SHOTCRETE REPAIR

- CONCRETE REPAIR (FORM & POUR)

ERI - EPOXY RESIN INJECTION

NOTES:

REPAIR LOCATIONS AND ESTIMATE OF QUANTITIES ARE BASED ON THE BEST INFORMATION AVAILABLE. IF ADDITIONAL REPAIRS NOT SHOWN ON THE DRAWINGS ARE DEEMED NECESSARY BY THE ENGINEER, THE ENGINEER WILL NOTE ON THE DRAWINGS THE APPROXIMATE LOCATIONS AND DESCRIPTION OF THE REPAIRS AND ENTER THE ACTUAL QUANTITIES INTO THE AS-BUILT REPAIR QUANTITY TABLE.

FOR REPAIRS, SEE "TYPICAL CAP AND COLUMN REPAIR DETAILS" SHEET.

FOR SHOTCRETE REPAIRS, SEE SPECIAL PROVISIONS.

FOR CONCRETE REPAIRS, SEE SPECIAL PROVISIONS.

SHOTCRETE REPAIRS MAY BE REPLACED WITH CONCRETE REPAIRS WITH THE APPROVAL OF THE ENGINEER.

CLEAN AND REMOVE DEBRIS FROM THE TOP OF THE CAP AND APPLY EPOXY PROTECTIVE COATING. EPOXY COATING SHALL BE APPLIED TO THE TOP SURFACE OF THE CAP. THE CONTRACTOR SHALL NOT COAT THE AREA OF THE CAP BENEATH THE MASONRY PLATES. FOR EPOXY COATING, SEE SPECIAL PROVISIONS.

FOR EPOXY RESIN INJECTION, SEE SPECIAL PROVISIONS.

CONCRETE REPAIRS TO THE BENT CAP MAY REQUIRE BRIDGE JACKING. FOR BRIDGE JACKING, SEE "JACKING DETAILS" SHEET.

WHEN COLUMN REPAIRS ARE INDICATED TO GROUND LINE, EXTEND REPAIR ONE (1) FOOT MIN. BELOW GROUND LINE

PROJECT NO. I-5997
WAKE COUNTY
BRIDGE NO. 910263 & 910264
SHEET 1 OF 2

STATE OF NORTH CAROLINA
DEPARTMENT OF TRANSPORTATION
RALEIGH

BENT 2
SPAN "B" SIDE

NORTH CAROLINA PROFESSIONAL SEAL 020208 ENGINEER ERIC B. NELSON JR.

DocuSigned by: Eric B Nelson Jr. ACB8082119D74CD... 11/22/2021

PLANS PREPARED BY:
Gannett Fleming
Excellence Delivered As Promised
One Glenwood Avenue
Suite 900
Raleigh, NC 27603
(919) 420-7660
NC Lic. No. F-0270

DOCUMENT NOT CONSIDERED FINAL UNLESS ALL SIGNATURES COMPLETED

REVISIONS						
NO.	BY:	DATE:	NO.	BY:	DATE:	
1			3			
2			4			

SHEET NO. S-46
TOTAL SHEETS 82

DRAWN BY : J. MYA/E. TODD DATE : 08/2021
CHECKED BY : J. YANNACCONE DATE : 09/2021
DESIGN ENGINEER OF RECORD: R. NELSON DATE : 09/2021

pw:\\gfnet-pw.bentley.com:gfnet-pw-01\Documents\Projects\67945\Phase 003 - I-5997 Rehab\Structures\CAD\2.0 100% Plans\403_027_I5997_SMU_B2B_910263-910264_046
11/22/2021 9:21:56 AM pdf_color_gfolt_FS.pltt Rowan.pen.tbl