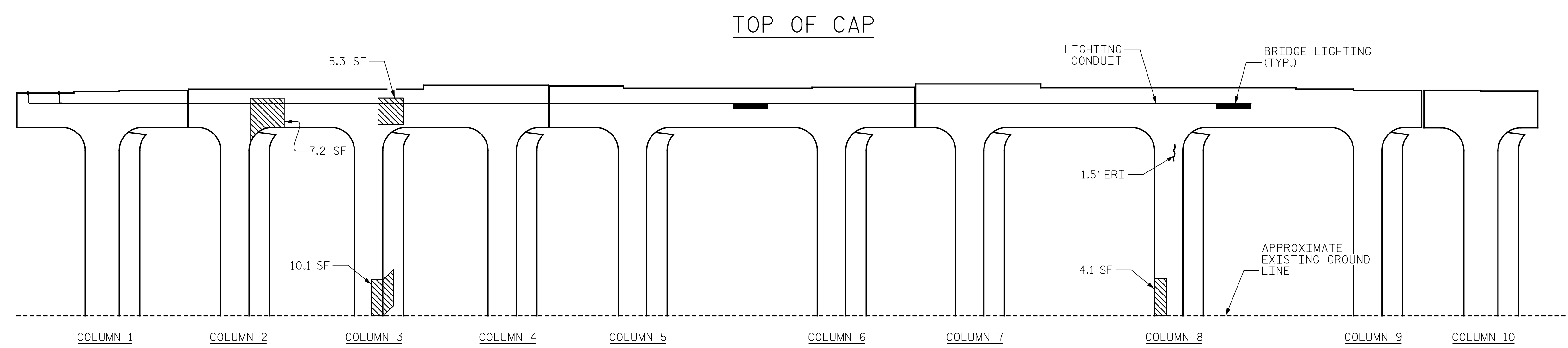
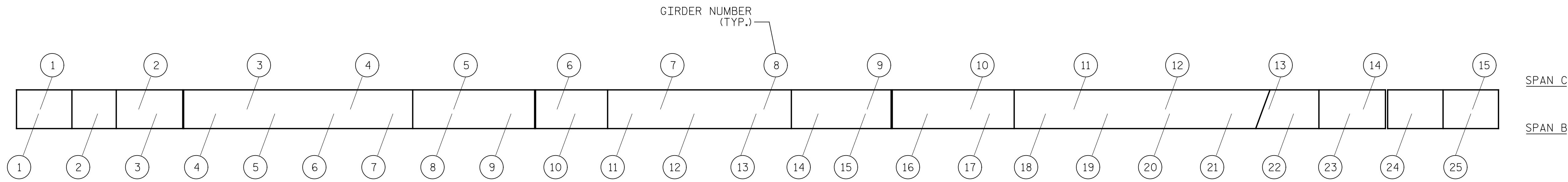


p:\gfn\p\pw.bentley.com\gfn\p\pw-01\Documents\Projects\67945\Phase 003 - I-5997 Rehab\Structures\CAD\2.0 100%\Plans\I5997_SMU_B2B_910242_013
 Rowan.pen.tbl
 11/22/2021 9:17:27 AM pdf_color_gfclt_FS.plt



ELEVATION

AS BUILT REPAIR QUANTITY TABLE					
BENT 2 REPAIRS	QUANTITIES				
	ESTIMATE		ACTUAL		
SHOTCRETE REPAIRS	AREA SF	VOLUME CF	AREA SF	DEPTH FT	VOLUME CF
CAP (VERTICAL)	21.4	7.8			
CAP (HORIZONTAL)	10.6	4.7			
COLUMN	18.0	7.1			
CONCRETE REPAIRS	0.0	0.0			
EPOXY RESIN INJECTION		LENGTH LF		LENGTH LF	
CAP		0.0			
COLUMN		1.5			
EPOXY COATING		SQ. FT		SQ. FT	
TOP OF BENT CAP		466			

VALUES IN CHART REPRESENT ESTIMATED REPAIR TOTALS AFTER REMOVAL OF UNSOUND CONCRETE, MIN. OF 1" BEHIND REBAR AND MIN. 2" CL TO SAWCUT. SEE REPAIR DETAILS.

NOTES:

REPAIR LOCATIONS AND ESTIMATE OF QUANTITIES ARE BASED ON THE BEST INFORMATION AVAILABLE. IF ADDITIONAL REPAIRS NOT SHOWN ON THE DRAWINGS ARE DEEMED NECESSARY BY THE ENGINEER, THE ENGINEER WILL NOTE ON THE DRAWINGS THE APPROXIMATE LOCATIONS AND DESCRIPTION OF THE REPAIRS AND ENTER THE ACTUAL QUANTITIES INTO THE AS-BUILT REPAIR QUANTITY TABLE.

FOR REPAIRS, SEE "TYPICAL CAP AND COLUMN REPAIR DETAILS" SHEET.

FOR SHOTCRETE REPAIRS, SEE SPECIAL PROVISIONS.

FOR CONCRETE REPAIRS, SEE SPECIAL PROVISIONS.

SHOTCRETE REPAIRS MAY BE REPLACED WITH CONCRETE REPAIRS WITH THE APPROVAL OF THE ENGINEER.

CLEAN AND REMOVE DEBRIS FROM THE TOP OF THE CAP AND APPLY EPOXY PROTECTIVE COATING. EPOXY COATING SHALL BE APPLIED TO THE TOP SURFACE OF THE CAP. THE CONTRACTOR SHALL NOT COAT THE AREA OF THE CAP BENEATH THE BEARING PADS. FOR EPOXY COATING, SEE SPECIAL PROVISIONS.

FOR EPOXY RESIN INJECTION, SEE SPECIAL PROVISIONS.

CONCRETE REPAIRS TO THE BENT CAP MAY REQUIRE BRIDGE JACKING. FOR BRIDGE JACKING, SEE "JACKING DETAILS" SHEET.

WHEN COLUMN REPAIRS ARE INDICATED TO GROUND LINE, EXTEND REPAIR ONE (1) FOOT MIN. BELOW GROUND LINE.

- SHOTCRETE REPAIR
- CONCRETE REPAIRS (FORM & POUR)
- ERI - EPOXY RESIN INJECTION


PROJECT NO. I-5997
WAKE COUNTY
 BRIDGE NO. 910242

SHEET 1 OF 2

STATE OF NORTH CAROLINA
 DEPARTMENT OF TRANSPORTATION
 RALEIGH

BENT 2

SPAN "B" SIDE



DRAWN BY : J. MYA DATE : 08/2021
 CHECKED BY : J. YANACCONI DATE : 09/2021
 DESIGN ENGINEER OF RECORD : R. NELSON DATE : 09/2021

PLANS PREPARED BY:
Gannett Fleming
 Excellence Delivered As Promised
 One Glenwood Avenue
 Suite 900
 Raleigh, NC 27603
 (919) 420-7660
 NC Lic. No. F-0270

DOCUMENT NOT CONSIDERED FINAL UNLESS ALL SIGNATURES COMPLETED

REVISIONS						SHEET NO.
NO.	BY:	DATE:	NO.	BY:	DATE:	S-13
1			3			TOTAL SHEETS
2			4			82