DocuSign Envelope ID: 298E1FE7-D900-4836-9ECE-C5DD01E53476

8/17/99

PROJECT REFERENCE NO.	SHEET NO.
Y-5500JC	2A-1
R/W SHEET NO.	

ROADWAY DESIGN ENGINEER: NORTH CAROLINA PROFESSIONAL SEAL 052339 ENGINEER JEFFREY COOKE — DocuSigned by: Jeffrey Cooke — 5/10/2022

PAVEMENT ENGINEER: NORTH CAROLINA PROFESSIONAL SEAL 022896 ENGINEER CLARK S. MORRISON — DocuSigned by: Clark S. Morrison — 5/11/2022

DOCUMENT NOT CONSIDERED FINAL UNLESS ALL SIGNATURES COMPLETED

Prepared in the Office of: MOTT MACDONALD, 7621 Purfoy Rd Suite 115, Fuquay-Varina, NC 27526, www.mottmac.com/americas

FINAL PAVEMENT SCHEDULE

C1	PROP. APPROX. 3″ ASPHALT CONCRETE SURFACE COURSE, TYPE S9.5B, AT AN AVERAGE RATE OF 165 LBS. PER SQ. YD. IN EACH OF TWO LAYERS.	E2	PROP. APPROX. 4.5″ ASPHALT CONCRETE BASE COURSE, TYPE B25.0C, AT AN AVERAGE RATE OF 513 LBS. PER SQ. YD.	S	4″ CONCRETE SIDEWALK.
C2	PROP. VAR. DEPTH ASPHALT CONCRETE SURFACE COURSE, TYPE S9.5B, AT AN AVERAGE RATE OF 165 LBS. PER SQ. YD. PER 1″ DEPTH. TO BE PLACED IN LAYERS NOT LESS THAN 1″ IN DEPTH OR GREATER THAN 1½″ IN DEPTH.	E3	PROP. VAR. DEPTH ASPHALT CONCRETE BASE COURSE, TYPE B25.0C, AT AN AVERAGE RATE OF 114 LBS. PER SQ. YD. PER 1″ DEPTH. TO BE PLACED IN LAYERS NOT LESS THAN 3″ IN DEPTH OR GREATER THAN 5½″ IN DEPTH.	T	EARTH MATERIAL.
D1	PROP. APPROX. 4″ ASPHALT CONCRETE INTERMEDIATE COURSE, TYPE I19.0C, AT AN AVERAGE RATE OF 456 LBS. PER SQ. YD.	J1	6″ AGGREGATE BASE COURSE.	U	EXISTING PAVEMENT.
D2	PROP. VAR. DEPTH ASPHALT CONCRETE INTERMEDIATE COURSE, TYPE I19.0C, AT AN AVERAGE RATE OF 114 LBS. PER SQ. YD. PER 1″ DEPTH, TO BE PLACED IN LAYERS NOT LESS THAN 2½″ IN DEPTH OR GREATER THAN 4″ IN DEPTH.	R1	2′-6″ CONCRETE CURB AND GUTTER.	W	VARIABLE DEPTH ASPHALT PAVEMENT. (SEE WEDGING DETAIL)
E1	PROP. APPROX. 4″ ASPHALT CONCRETE BASE COURSE, TYPE B25.0C, AT AN AVERAGE RATE OF 456 LBS. PER SQ. YD.	R2	SHOULDER BERM GUTTER	NOTE: PAVEMENT EDGE SLOPES ARE 1:1 UNLESS SHOWN OTHERWISE.	

℄ –L– TORY PATH RD /HELMS RD CONNECTOR

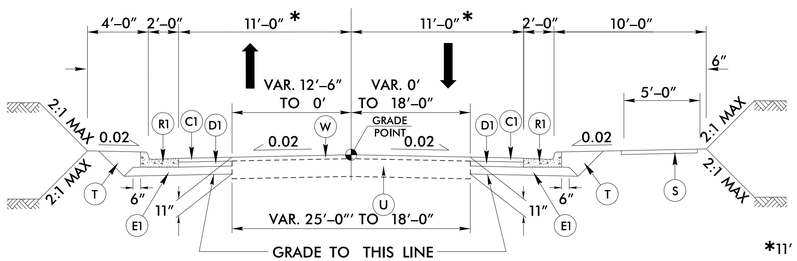

TYPICAL SECTION NO. 1

USE TYPICAL SECTION NO. 1 FOR:
–L– STA. 13+25.00 TO 17+17.88

*11′ TO 15′–6″ CURVE WIDENING
–L– STA. 15+10.45 TO 17+17.88

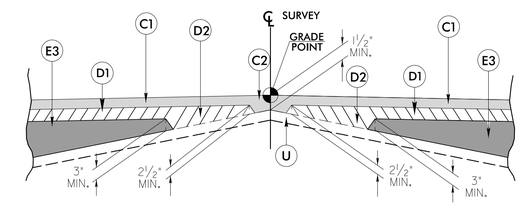

W – Detail Showing Method of Wedging

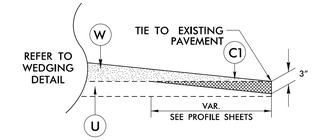

INCIDENTAL MILLING DETAIL

DETAIL SHOWING PROFILE VIEW

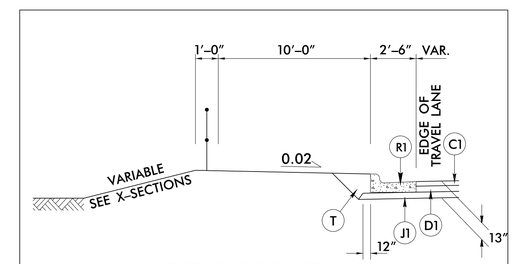

DETAIL FOR BERM IN CONJUNCTION WITH HANDRAIL
*SEE DETAIL SHEET 2C–2

–L– STA 24+50.00 TO 37+00.00 LT
–L– STA. 41+50.00 TO 44+00.00 LT

℄ –L– TORY PATH RD /HELMS RD CONNECTOR

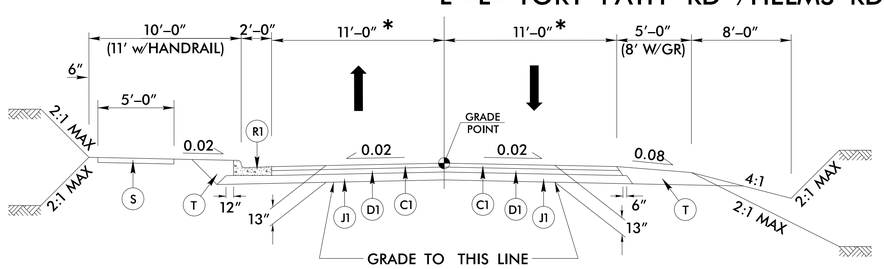

TYPICAL SECTION NO. 2

USE TYPICAL SECTION NO. 2 FOR:
–L– STA. 17+17.88 TO 47+00.00

* 11′ TO 15′–6″ CURVE WIDENING
–L– STA. 17+17.88 TO 19+55.13

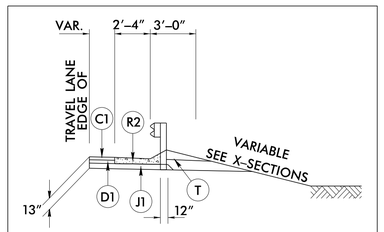

DETAIL FOR SHOULDER BERM GUTTER IN CONJUNCTION WITH GUARDRAIL

–L– STA 30+95.00 TO 36+75.00 RT

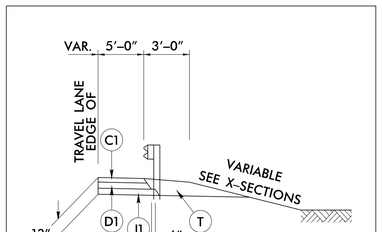

DETAIL FOR SHOULDER IN CONJUNCTION WITH GUARDRAIL

–L– STA 30+00.00 TO 30+95.00 RT
–L– STA 36+75.00 TO 37+40.00 RT
–L– STA 39+60.00 TO 45+40.00 RT

3:55:23 PM
R:\Roadway\Proj\TF-14288_rdy_typ.dgn
DK8259