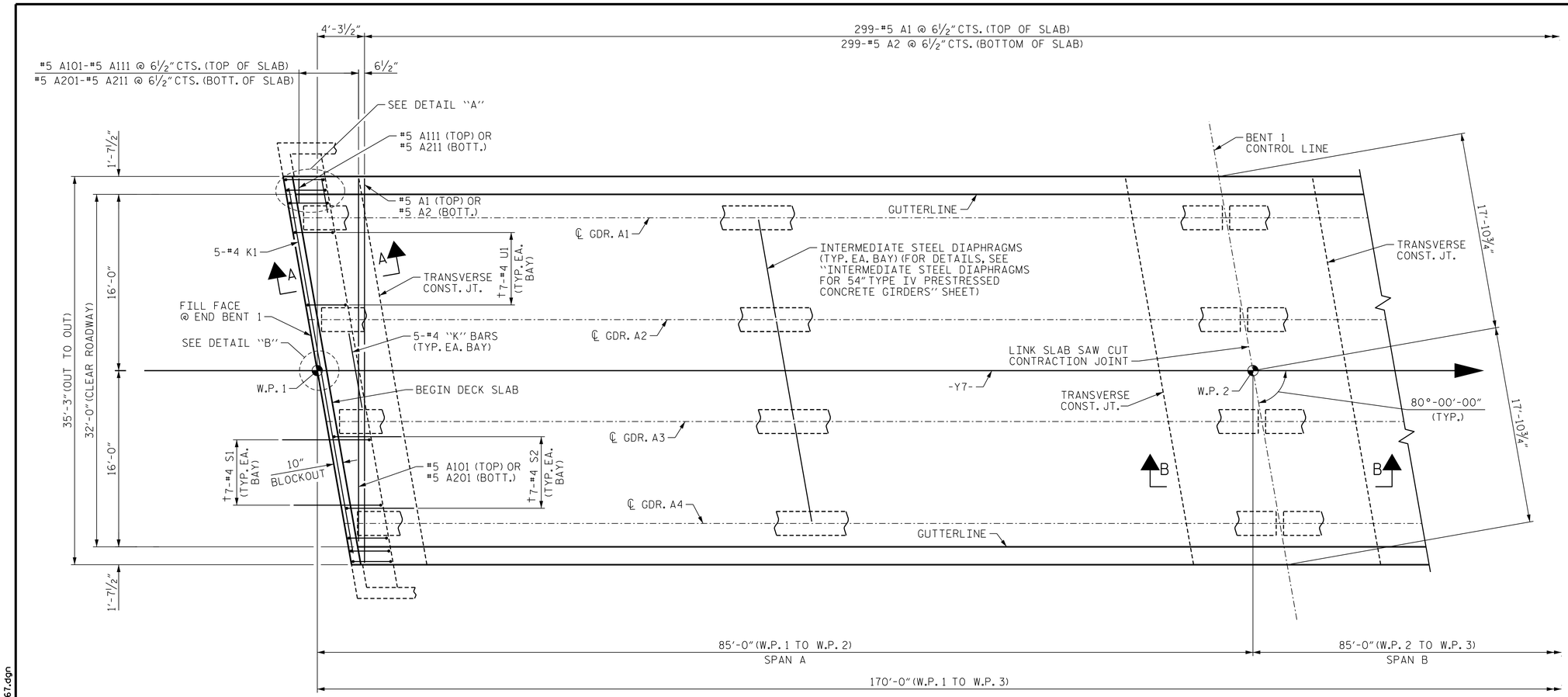

PLAN OF SPAN A

NOTES:

FOR REINFORCING STEEL IN CONCRETE BARRIER RAIL, SEE "CONCRETE BARRIER RAIL DETAILS" SHEETS.

FOR SECTION VIEWS, SEE "SUPERSTRUCTURE TYPICAL SECTION AND DETAILS" SHEETS.

FOR LOCATION OF INTERMEDIATE STEEL DIAPHRAGMS, SEE "SUPERSTRUCTURE FRAMING PLAN" SHEET.

FOR TOP AND BOTTOM "B" BARS NOT SHOWN, SEE SHEET 3 OF 3.

† #4 S1, #4 S2 & #4 U1 TO MATCH WITH #4 "V" BARS IN INTEGRAL END BENT CAP.

FOR TRANSVERSE CONSTRUCTION JOINT DETAIL, SEE "SUPERSTRUCTURE TYPICAL SECTION AND DETAILS" SHEET 3 OF 3.

FOR LOCATION OF TRANSVERSE CONSTRUCTION JOINTS, SEE POURING SEQUENCE ON "SUPERSTRUCTURE BILL OF MATERIAL" SHEETS.

FOR LOCATION OF LINK SLAB SAW CUT CONTRACTION JOINT, SEE SECTION B-B ON "SUPERSTRUCTURE TYPICAL SECTION, SHEET 3 OF 3".

LINK SLAB SAW CUT CONTRACTION JOINT EXTENDS TO THE EDGE OF DECK ON BOTH SIDES.

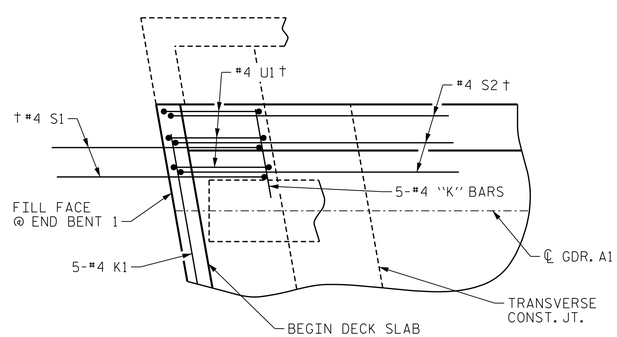

DETAIL "A"

(LEFT SIDE SHOWN, RIGHT SIDE SIMILAR)

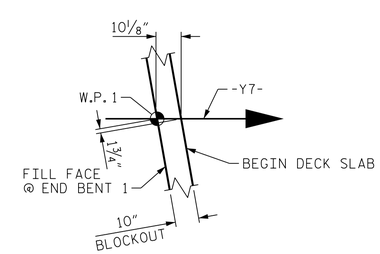

DETAIL "B"

PROJECT NO. I-5987B

ROBESON COUNTY

STATION: 29+70.72 -Y7-

SHEET 1 OF 3

STATE OF NORTH CAROLINA
DEPARTMENT OF TRANSPORTATION
RALEIGH

SUPERSTRUCTURE

PLAN OF SPANS
SPAN A

NORTH CAROLINA PROFESSIONAL SEAL 46029 ENGINEER JILLA I. BREWER
DocuSigned by: 8B9B2BF8FC4D3...
3/17/2022

DOCUMENT NOT CONSIDERED FINAL UNLESS ALL SIGNATURES COMPLETED

MI ENGINEERING
1011 SCHAUB DRIVE, SUITE 100
RALEIGH, NC 27606
(919) 851-6606
FIRM PE NUMBER : P-0671

REVISIONS						
NO.	BY:	DATE:	NO.	BY:	DATE:	
1			3			
2			4			

SHEET NO. S10-9

TOTAL SHEETS 33

DRAWN BY :	B.E. LANNING	DATE :	03/2021
CHECKED BY :	J.I. BREWER	DATE :	03/2021
DESIGN ENGINEER OF RECORD :	J.I. BREWER	DATE :	03/2022

3/17/2022
9:51:10 AM
User: blanning
Filename: N:\NC Bridges\M20003 I-5987A&B I-95\I5987B\Structures\410.017_I5987B_SMU_PS1_770167.dgn