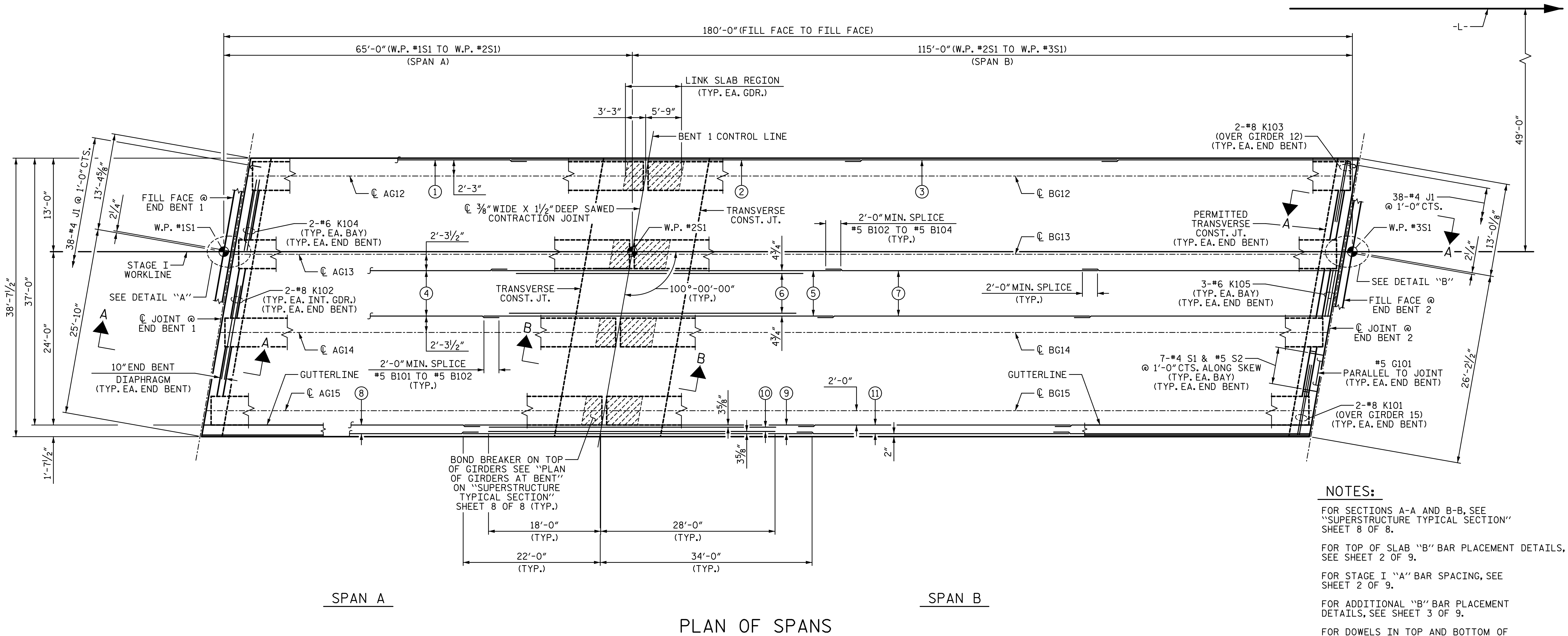


3/18/2022 11:06:20 AM G:\Projects\2020\Division 6 (Mott) Mac - NV5\I-5987B\Structures\Site 9 (L over Little Marsh Swamp)\Drawings\Final\I5987B\_SMU\_S\_770164.dgn



**NOTES:**

FOR SECTIONS A-A AND B-B, SEE "SUPERSTRUCTURE TYPICAL SECTION" SHEET 8 OF 8.

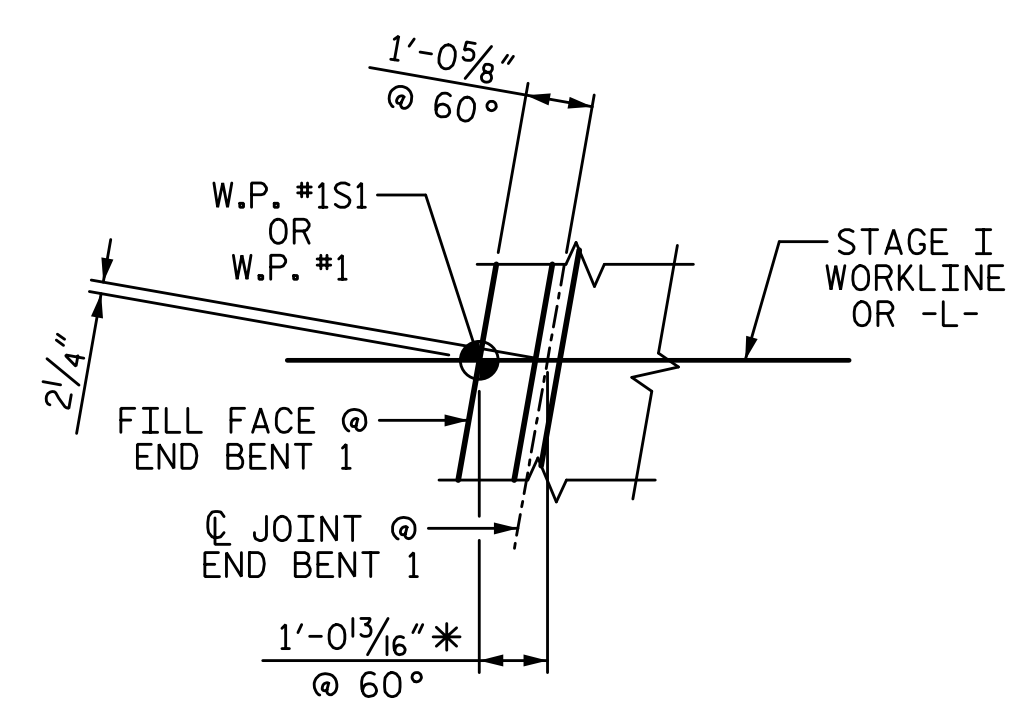
FOR TOP OF SLAB "B" BAR PLACEMENT DETAILS, SEE SHEET 2 OF 9.

FOR STAGE I "A" BAR SPACING, SEE SHEET 2 OF 9.

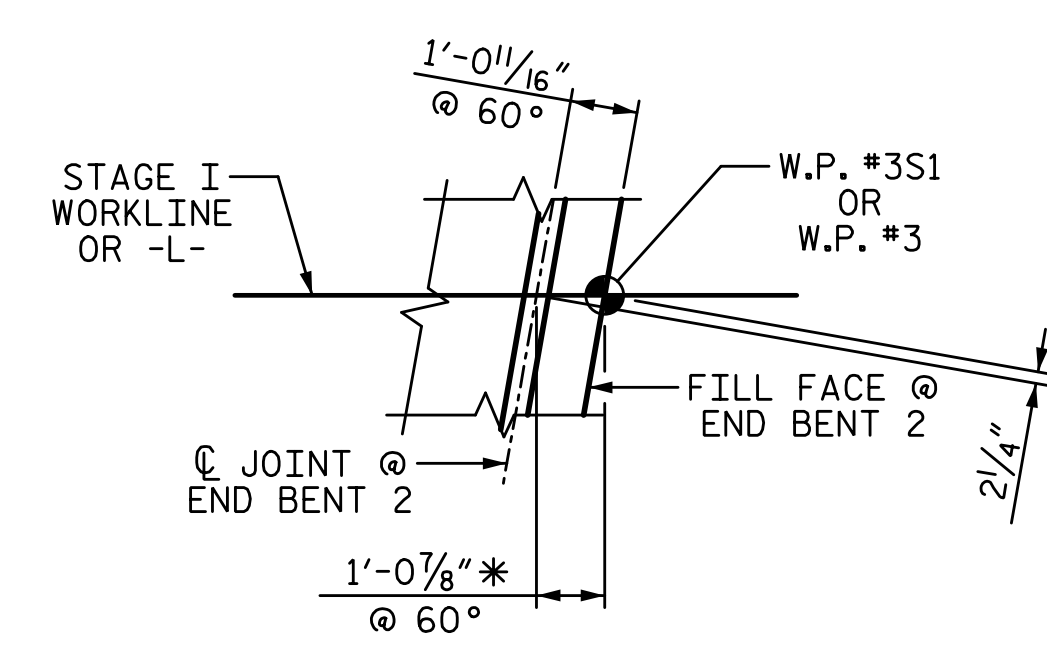
FOR ADDITIONAL "B" BAR PLACEMENT DETAILS, SEE SHEET 3 OF 9.

FOR DOWELS IN TOP AND BOTTOM OF SLAB, SEE SHEET 2 OF 9.

SEE "SUPERSTRUCTURE CONCRETE BARRIER RAIL" AND "CONCRETE MEDIAN BARRIER" SHEETS FOR ADDITIONAL REINFORCING STEEL IN DECK AND RAILS AND MEDIAN BARRIER.



\* MEASURED ALONG STAGE I WORKLINE OR -L-



\* MEASURED ALONG STAGE I WORKLINE OR -L-

- ① 1-#5 B101 (BOTTOM OF SLAB) (SEE TYPICAL SECTION)
- ② 1-#5 B102 (BOTTOM OF SLAB) (SEE TYPICAL SECTION)
- ③ 1-#5 B104 (2 BAR RUNS) (BOTTOM OF SLAB) (SEE TYPICAL SECTION)
- ④ 9-#5 B101 @ 9 1/2" CTS. (BOTTOM OF SLAB) (SEE TYPICAL SECTION)
- ⑤ 9-#5 B102 @ 9 1/2" CTS. (BOTTOM OF SLAB) (SEE TYPICAL SECTION)
- ⑥ 8-#5 B103 @ 9 1/2" CTS. (BOTTOM OF SLAB) (SEE TYPICAL SECTION)
- ⑦ 9-#5 B104 @ 9 1/2" CTS. (2 BAR RUNS) (BOTTOM OF SLAB) (SEE TYPICAL SECTION)
- ⑧ 3-#5 B101 @ 7 1/4" CTS. (BOTTOM OF SLAB) (SEE TYPICAL SECTION)
- ⑨ 3-#5 B102 @ 7 1/4" CTS. (BOTTOM OF SLAB) (SEE TYPICAL SECTION)
- ⑩ 2-#5 B103 @ 7 1/4" CTS. (BOTTOM OF SLAB) (SEE TYPICAL SECTION)
- ⑪ 3-#5 B104 @ 7 1/4" CTS. (2 BAR RUNS) (BOTTOM OF SLAB) (SEE TYPICAL SECTION)

PROJECT NO. I-5987B  
ROBESON COUNTY  
 STATION: 803+15.00 -L-

SHEET 1 OF 9


STATE OF NORTH CAROLINA  
 DEPARTMENT OF TRANSPORTATION  
 RALEIGH  
 SUPERSTRUCTURE

**PLAN OF SPANS**

STAGE I

REVISIONS				SHEET NO.	
NO.	BY:	DATE:	NO.	BY:	DATE:
1			3		
2			4		

TOTAL SHEETS  
69



**DOCUMENT NOT CONSIDERED FINAL  
 UNLESS ALL SIGNATURES COMPLETED**

DRAWN BY: T. BANKOVICH DATE: 3-22  
 CHECKED BY: J.A. BATTS DATE: 3-22  
 DESIGN ENGINEER OF RECORD: J.A. BATTS DATE: 3-22