DocuSign Envelope ID: 8B9D7C66-0EB9-44C8-B305-62EE7BA2C531

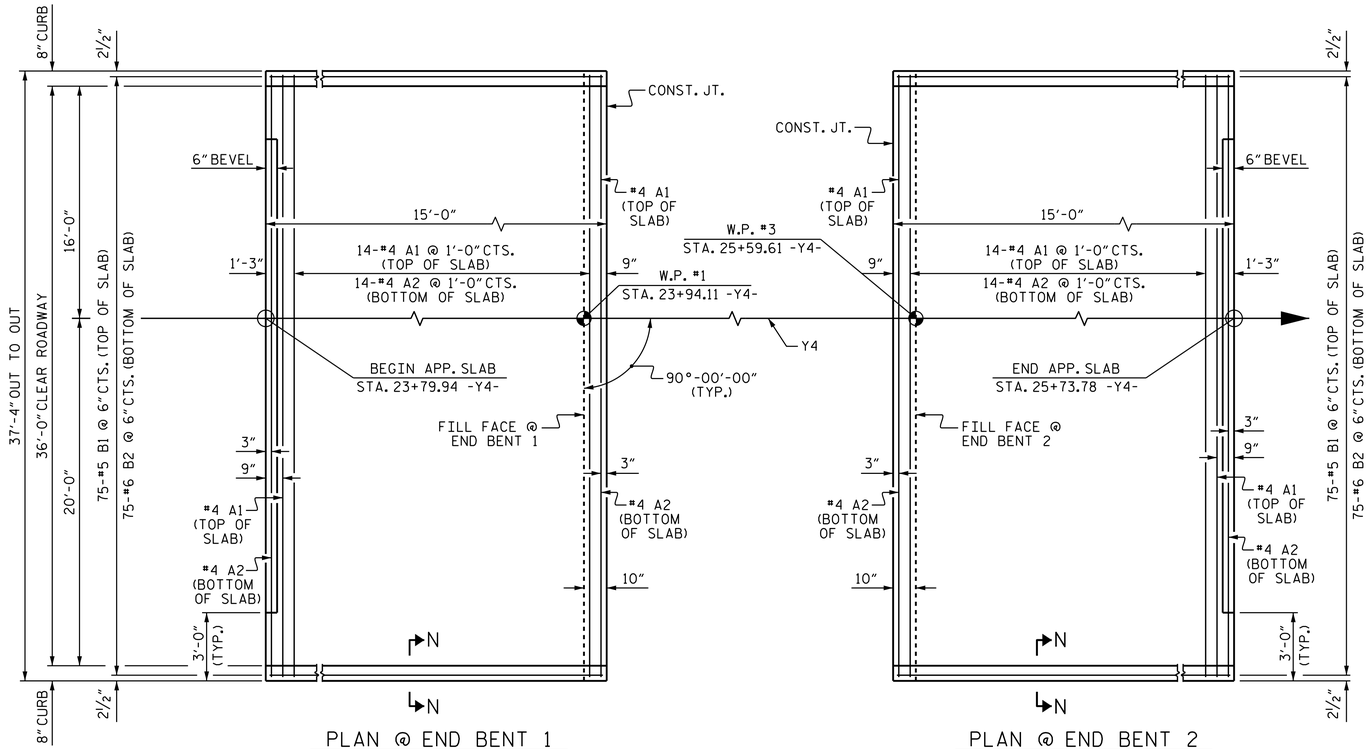

PLAN @ END BENT 1

PLAN @ END BENT 2

(DIMENSIONS SHOWN ARE TYPICAL FOR BOTH APPROACH SLABS)

NOTES

SEE SHEET 2 OF 2 FOR APPROACH FILL REQUIREMENTS.

BILL OF MATERIAL

FOR ONE APPROACH SLAB (2 REQ'D)

BAR	NO.	SIZE	TYPE	LENGTH	WEIGHT
* A1	16	#4	STR	37'-0"	395
A2	16	#4	STR	37'-0"	395
* B1	75	#5	STR	14'-3"	1115
B2	75	#6	STR	14'-7"	1643
REINFORCING STEEL				LBS.	2038
* EPOXY COATED REINFORCING STEEL				LBS.	1510
CLASS AA CONCRETE				C. Y.	24.2

SPLICE LENGTHS

BAR SIZE	EPOXY COATED	UNCOATED
#4	1'-11"	1'-7"
#5	2'-5"	2'-0"
#6	3'-7"	2'-5"

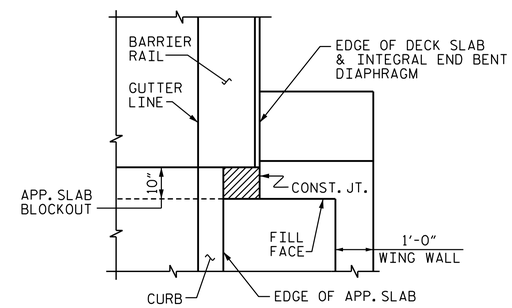

PLAN

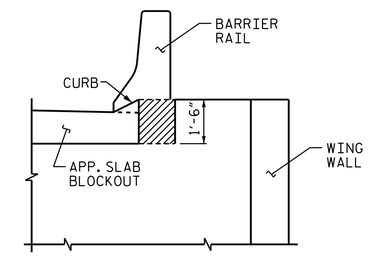

ELEVATION

APPROACH SLAB BLOCKOUT

THE CONCRETE IN THE SHADED AREA SHALL BE POURED ALONG WITH APPROACH SLAB CONSTRUCTION AND AFTER BARRIER RAIL HAS BEEN CAST IF SLIP FORMING IS USED.

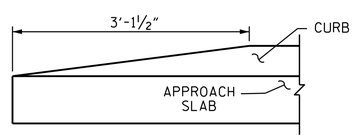

END OF CURB WITHOUT SHOULDER BERM GUTTER

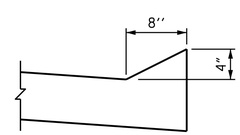

SECTION N-N

PROJECT NO. I-5987B

ROBESON COUNTY

STATION: 24+76.86 -Y4-

SHEET 1 OF 2

STATE OF NORTH CAROLINA
DEPARTMENT OF TRANSPORTATION
RALEIGH

BRIDGE APPROACH SLAB

DOCUMENT NOT CONSIDERED FINAL UNLESS ALL SIGNATURES COMPLETED

PLANS PREPARED BY:
MOTT MACDONALD
PO Box 700
Fuquay-Varina, NC 27526
(919) 552-2253
www.mottmac.com
LICENSE NO. F-0669

NORTH CAROLINA PROFESSIONAL SEAL 043301 ENGINEER JONATHAN T. WILLIAMS

DocuSigned by: Jonathan T. Williams
CF8834B85D82449...
21 March 2022

REVISIONS						
NO.	BY:	DATE:	NO.	BY:	DATE:	
1			3			
2			4			

SHEET NO. S4-28

TOTAL SHEETS 29

DRAWN BY:	R. L. DICKE	DATE:	8-2021
CHECKED BY:	J. M. ROBINSON	DATE:	8-2021
DESIGN ENGINEER OF RECORD:	J. T. WILLIAMS	DATE:	8-2021

w157077
G:\5011001\91_NV5_I-5987B\I-5987B\Structures\Plans\I-5987B_SMU_AS_770154.dgn
3/21/2022 11:27:01 AM