


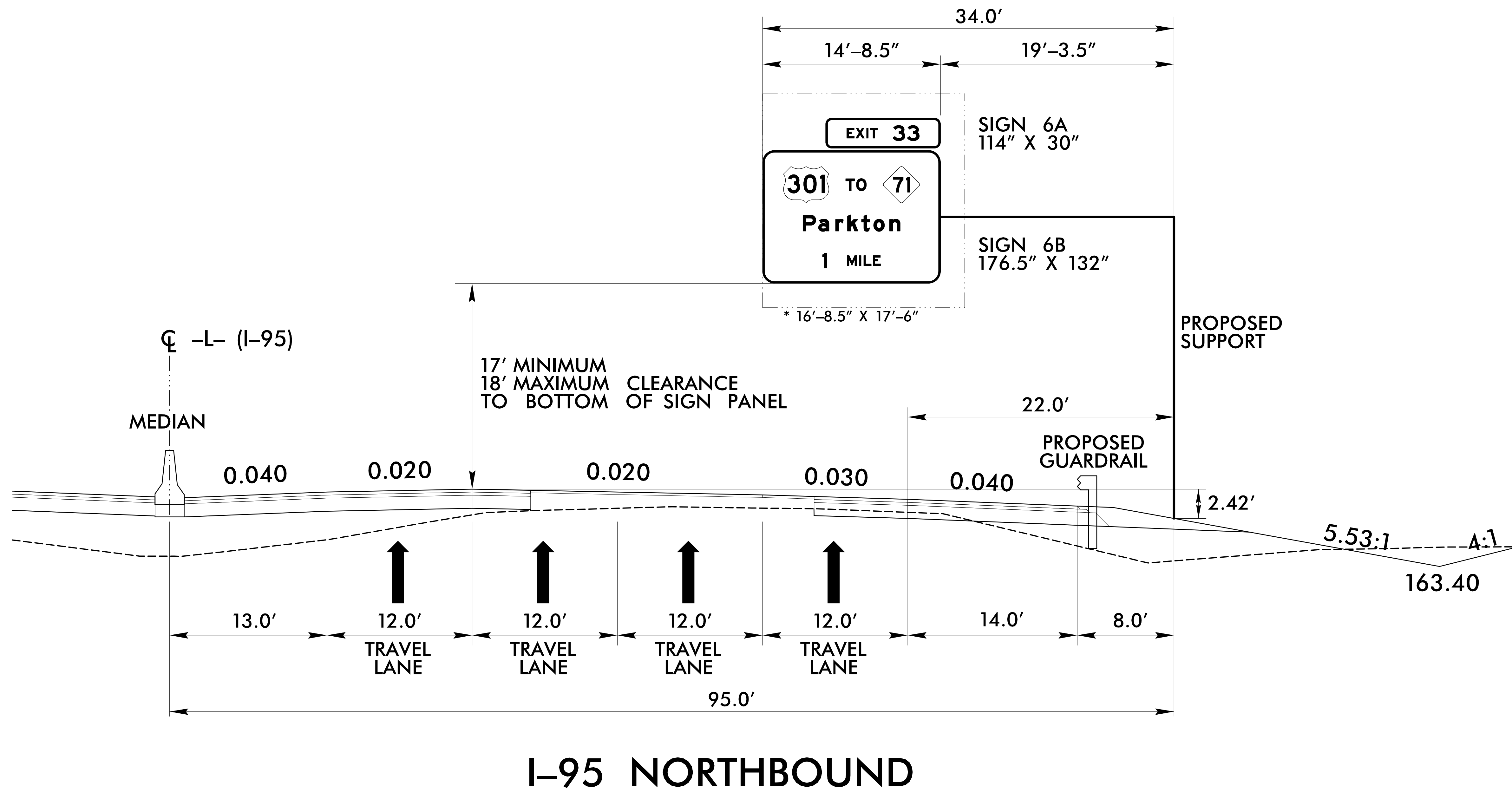


TIP NO. I-5987B	SHEET NO. SIGN-4N
APPROVED: 	
DATE: 4/28/2022	
SEAL 	
DOCUMENT NOT CONSIDERED FINAL UNLESS ALL SIGNATURES COMPLETED	
 <b>TGS ENGINEERS</b> 706 HILLSBOROUGH STREET (SUITE 200) RALEIGH, NC 27603 PH (919) 773-8887 CORP. LICENSE NO.: C-0275	



## I-95 NORTHBOUND

**NOTES:**

- IF THE CONTRACTOR BIDS ALUMINUM SIGN STRUCTURE, EACH SHALL BE PROVIDED WITH AN APPROVED HIGHWAY TRUSS DAMPER DEVICE IN ACCORDANCE WITH AASHTO SPECIFICATIONS.
- MOUNT SIGNS VERTICALLY CENTERED ON HORIZONTAL MEMBER OF STRUCTURE.
- FIELD VERIFICATION SHALL BE REQUIRED FOR ALL FOOTING ELEVATIONS, PER THE LATEST NCDOT STANDARD SPECIFICATIONS FOR ROADS AND STRUCTURES. PROVIDE FIELD VERIFICATION TO THE SIGNING SECTION.
- THE TOP OF THE FOOTING SHALL EXTEND AT LEAST 4 INCHES AND NOT MORE THAN 24 INCHES ABOVE THE HIGHEST POINT OF THE GROUND SURFACE AT THE FOOTING.
- SIGN HANGERS AND ATTACHMENT HARDWARE SHALL BE PROVIDED AND INSTALLED ON THE ASSEMBLY TO ACCOMMODATE ALL SIGNS SHOWN IN THIS PLAN SHEET.
- DESIGN AND CONSTRUCTION REQUIREMENTS FOR SIGN STRUCTURES SHALL ACCOMMODATE WIND VELOCITY OF 110 M.P.H.

### STRUCTURE #770544

\* THESE DIMENSIONS SHALL BE USED FOR WIND LOAD AND DEAD LOAD COMPUTATIONS IN DESIGN OF STRUCTURE AND FOOTINGS. DESIGN AND CONSTRUCTION REQUIREMENTS FOR SIGN STRUCTURE SHALL ACCOMMODATE WIND VELOCITY OF 110 MPH.

**OVERHEAD SIGN ASSEMBLY "F"**  
**STA 645+00 RT -L-**

3/31/2022  
 C:\Projects\NCDOT\I-5987B\Traffic\Signing\CADD\Overheads\15987b\_sgn\_seg2\_Sign04\Ncdgn  
 User: tim.lawerly