

PHASE II

SECTION 1 - -L- STA 465+00 TO STA 650+00, -Y4- AND -Y5

- c. USING RSD 1101.02, SHEETS 4 AND 10 OF 14 AS NEEDED, RESET TEMPORARY PCB ON THE OUTSIDE SHOULDER OF NB -L- FROM STA 600+52+/- TO STA 609+19+/- AS SHOWN ON TMP-54 AND TMP-55 (TMP-44 AND TMP-45)
- USING RSD 1101.02, SHEETS 4 AND 9 OF 14 AS NEEDED, RESET TEMPORARY PCB FROM STA 619+70+/- TO STA 621+50+/- AND PLACE TEMPORARY PCB ON THE OUTSIDE SHOULDER OF NB -L- FROM STA 621+50+/- TO STA 633+28+/- AS SHOWN ON TMP-56 TO TMP-58
- USING RSD 1101.02, SHEET 4 OF 14 AS NEEDED, RESET TEMPORARY PCB ON THE INSIDE SHOULDER OF NB -L- FROM STA 631+44+/- TO STA 655+35+/- AS SHOWN ON TMP-57 THRU TMP-59
- 2. a. USING RSD 1101.02, SHEET 4 AND 9 OF 14 AS NEEDED, PLACE TEMPORARY PAVEMENT MARKINGS ON SB -L- FROM STA 627+24+/- TO STA 655+35+/- AS SHOWN ON TMP-57 THRU TMP-59 AND SHIFT TRAFFIC TO NEW TEMPORARY TRAFFIC PATTERN
- b. USING RSD 1101.02, SHEET 4 OF 14 AS NEEDED, RESET TEMPORARY PCB ON INSIDE SHOULDER OF SB -L- FROM STA 628+17+/- TO STA 655+45+/- AS SHOWN ON TMP-57 THRU TMP-59
- 3. BEHIND BARRIER, CONSTRUCT THE FOLLOWING:
 - * RIGHT SIDE OF NB -L- FROM STA 600+50+/- TO STA 611+00+/- USING TEMPORARY SHORING AS NEEDED AS SHOWN ON TMP-54 AND TMP-55
 - * LEFT SIDE OF -Y5RPC- FROM STA 10+68+/- TO STA 16+33+/- AS SHOWN ON TMP-54 AND TMP-55
 - * LEFT SIDE OF -Y5RPC- FROM STA 20+00+/- TO -Y5RAB- AS SHOWN ON TMP-55 AND TMP-56
 - * RIGHT SIDE OF -Y5RPD- FROM STA 10+00+/- TO STA 14+74.5+/- AS SHOWN ON TMP-57
 - * RIGHT SIDE OF NB -L- FROM STA 619+00+/- TO STA 633+00+/- AS SHOWN ON TMP-56 AND TMP-57
 - * RIGHT SIDE OF SB -L- FROM STA 634+63+/- TO 645+46+/- AS SHOWN ON TMP-58 AND TMP-59
 - * TEMPORARY PAVEMENT AT LOCATION S1-47 IN MEDIAN OF -L- AS SHOWN ON TMP-58
 - * TEMPORARY PAVEMENT AT LOCATION S1-48 FOR TEMPORARY CROSSOVER AS SHOWN ON TMP-58 THRU TMP-59
 - * TEMPORARY PAVEMENT AT LOCATION S1-48A (INSIDE SHOULDER OF NB -L-) AS SHOWN ON TMP-59 (AS NEEDED FOR PHASE III PATTERN FOR PLACEMENT OF TEMPORARY PCB)
 - * PROPOSED MEDIAN AND CENTER LANES OF -L- FROM STA 645+46+/- TO STA 654+56 AS SHOWN ON TMP-59
 - * BEGIN CONSTRUCTION OF -Y5RAB- AS SHOWN ON TMP-56
- D. BEHIND BARRIER, COMPLETE CONSTRUCTION OF THE FOLLOWING:
 - * TEMPORARY PAVEMENT AT LOCATION S1-40 ON NB -L- AS SHOWN ON TMP-36 THRU TMP-41
 - * TEMPORARY PAVEMENT AT LOCATION S1-42 ON SB -L- AS SHOWN ON TMP-36 THRU TMP-38
 - * LEFT SIDE OF SB -L- FROM STA 518+00+/- TO STA 572+90+/- AS SHOWN ON TMP-38 THRU TMP-42 (TMP-52)
 - * LEFT SIDE OF SB -L- FROM STA 573+35+/- TO STA 574+80+/- AS SHOWN ON TMP-52
 - * TEMPORARY PAVEMENT LOCATION S1-43 AS SHOWN ON TMP-52 AND TMP-53
 - * RIGHT SIDE OF NB -L- FROM STA 561+00+/- TO STA 572+00+/- AS SHOWN ON TMP-41 THRU TMP-42 (TMP-52)
 - * RIGHT SIDE OF NB -L- FROM STA 573+35+/- TO STA 594+00+/- AS SHOWN ON TMP-52 TO TMP-54 INCLUDING STAGE 1 OF STRUCTURE 770156
 - * PROPOSED OVERHEAD SIGN ASSEMBLY ON NB -L- NEAR STA 579+50+/- (SEE FINAL SIGNING PLANS) (TMP-53)
 - * RIGHT SIDE OF NB -L- FROM STA 611+00+/- TO STA 619+00+/- AS SHOWN ON TMP-56 INCLUDING STAGE 1 OF STRUCTURE 770159
 - * TEMPORARY PAVEMENT AT LOCATION S1-44 AS SHOWN ON TMP-54 AND TMP-55
 - * LEFT SIDE OF SB -L- FROM STA 596+52+/- TO STA 600+00+/- AS SHOWN ON TMP-54
 - * LEFT SIDE OF -Y5RPB- FROM STA 10+00+/- TO -Y5RAB- AS SHOWN ON TMP-54 THRU TMP-56

END PHASE II, SECTION 1

SECTION 2 - -L- FROM STA 650+00 TO STA 915+07, -Y1B-, -Y6- AND -Y7-


3/28/2022 10:50:00 AM G:\50100191\NV5_1-5987B\TrafficControl\Tc\200_081-5987B_TMP-3N_Phase II_220315.dgn User:ST086227

PLANS PREPARED FOR THE NCDOT BY:

M MOTT MACDONALD I & E, LLC
1101 HAYNES STREET, SUITE 101
RALEIGH, NC 27604


M MOTT MACDONALD
NC LICENSE NO. F-0669

APPROVED: *Lori D. Stoucho*
DATE: 4/29/2022



**DOCUMENT NOT CONSIDERED FINAL
UNLESS ALL SIGNATURES COMPLETED**


APPROVED: *J.W. Woolard, Jr.*
DATE: 4/29/2022



**DOCUMENT NOT CONSIDERED FINAL
UNLESS ALL SIGNATURES COMPLETED**



Stantec Consulting Services Inc.
801 Jones Franklin Road
Suite 300
Raleigh, NC 27606
Tel. 919.851.6866
Fax. 919.851.7024
www.stantec.com
License No. F-0672



**TEMPORARY TRAFFIC CONTROL
PHASING
PHASE II**