DocuSign Envelope ID: 781D8B13-3008-4BED-9E70-2CE168D7BB54

PROJECT REFERENCE NO.	SHEET NO.
I-5987B	2A-3

ROADWAY DESIGN ENGINEER — NORTH CAROLINA PROFESSIONAL SEAL 22606 — DocuSigned by: Daniel C. Walker — 5/16/2022

PAVEMENT DESIGN ENGINEER — NORTH CAROLINA PROFESSIONAL SEAL 044590 — DocuSigned by: Andrew W. Ward — 5/16/2022

MOTT MACDONALD I & E, LLC
LICENSE NO. F-0669

DOCUMENT NOT CONSIDERED FINAL UNLESS ALL SIGNATURES COMPLETED

Prepared in the Office of:
MOTT MACDONALD
7621 Purfoy Rd., Suite 115
Fuquay-Varina, NC 27526
www.mottmac.com/americas

PAVEMENT SCHEDULE (FINAL PAVEMENT DESIGN - 5/12/22)	
C2	3″ S9.5B
C8	1.5″ S9.5D
D1	2.5″ I19.0C
D2	4″ I19.0C
E1	4″ B25.0C
T	EARTH MATERIAL
U	EXIST. PAVEMENT
V	MILLING, 1½″
V2	VAR. MILLING, 0″ TO 1½″
V3	INCIDENTAL MILLING
W6	SEE WEDGING DETAIL 6
X	MILLED RUMBLE STRIPS

NOTE: PAVEMENT EDGE SLOPES ARE 1:1 UNLESS SHOWN OTHERWISE.

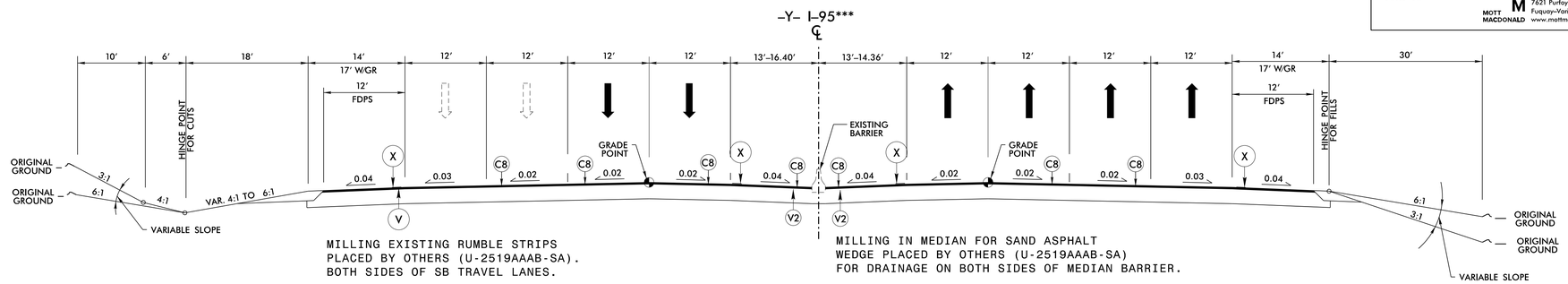

TYPICAL SECTION NO. 2A

-Y- NBL STA. 22+89.91 TO 26+00.00
-Y- SBL STA. 22+89.91 TO 238+65.00

*** -Y- ALIGNMENT FROM U-2519AAAB

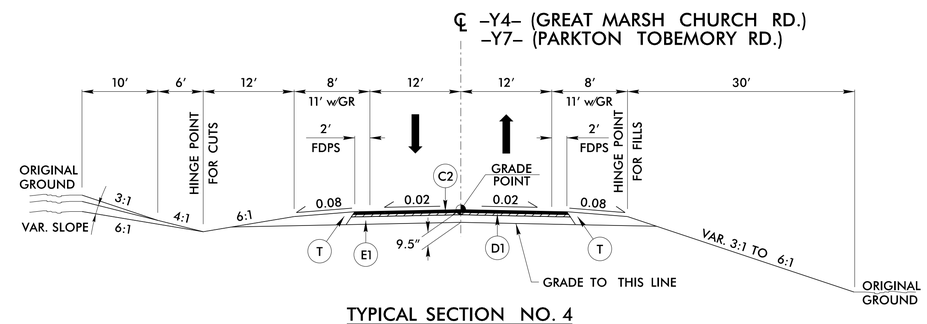

TYPICAL SECTION NO. 4

-Y4- STA. 15+75.00 TO 21+50.00
-Y4- STA. 33+74.15 TO 36+75.00
-Y7- STA. 21+25.00 TO 23+28.84
-Y7- STA. 37+70.44 TO 44+25.00

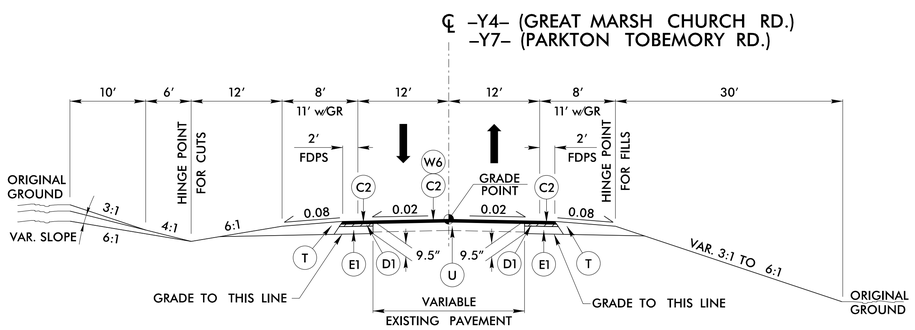

TYPICAL SECTION NO. 3

-Y4- STA. 13+00.00 TO 15+75.00
-Y4- STA. 36+75.00 TO 38+00.00
-Y7- STA. 18+00.00 TO 21+25.00
-Y7- STA. 44+25.00 TO 47+00.00

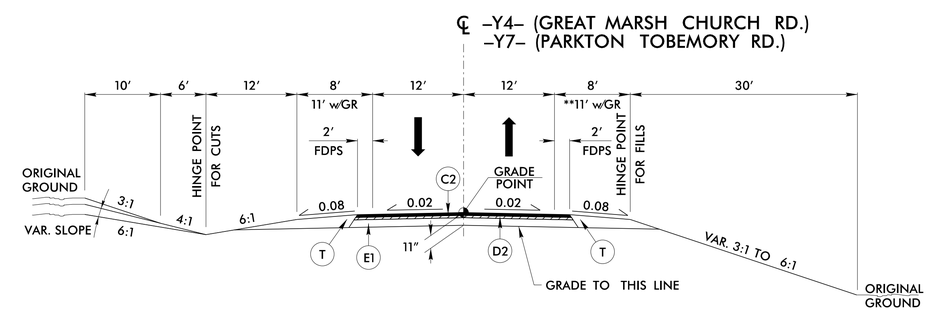

** SEE PLANS FOR SHOULDER BERM LOCATIONS.
SEE DETAIL ON SHEET 2A-1 SHOWING SHOULDER BERM GUTTER

TYPICAL SECTION NO. 4A

-Y4- STA. 21+50.00 TO 23+94.11 (BEGIN BRIDGE)
-Y4- STA. 25+59.61 (END BRIDGE) TO 33+74.15
-Y7- STA. 23+28.84 TO 28+85.72 (BEGIN BRIDGE)
-Y7- STA. 30+55.72 (END BRIDGE) TO 37+70.44

6/2/99
5/13/2022
R:\Roadway\Proj\I5987b_rdy_TYP.dgn
WBS 48449