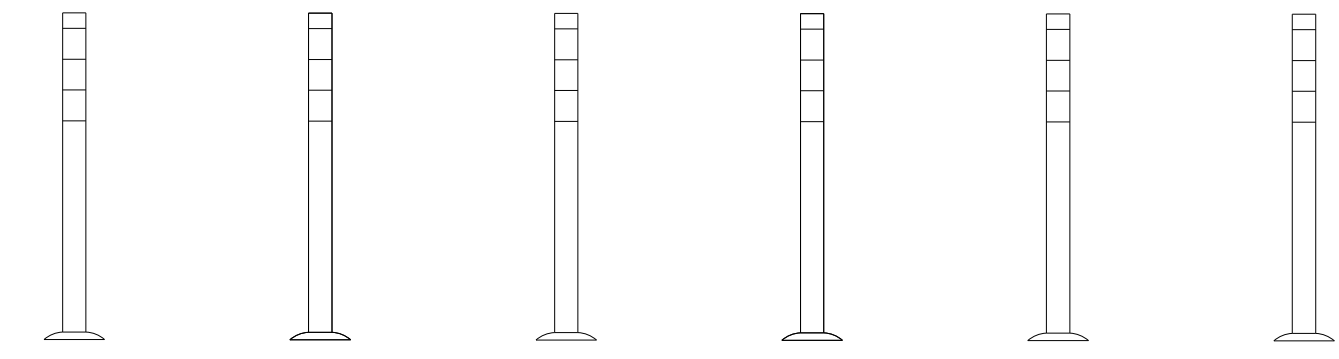


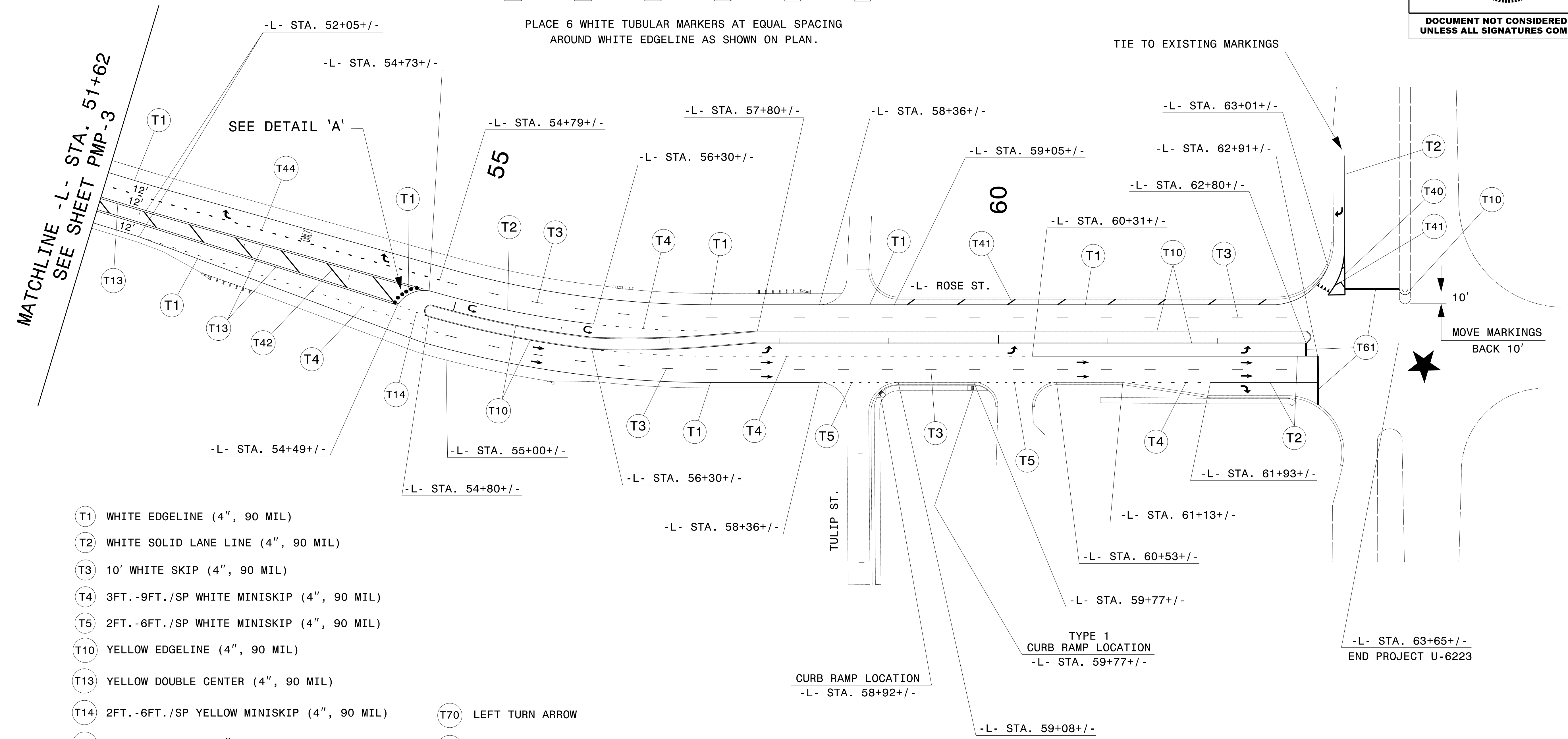
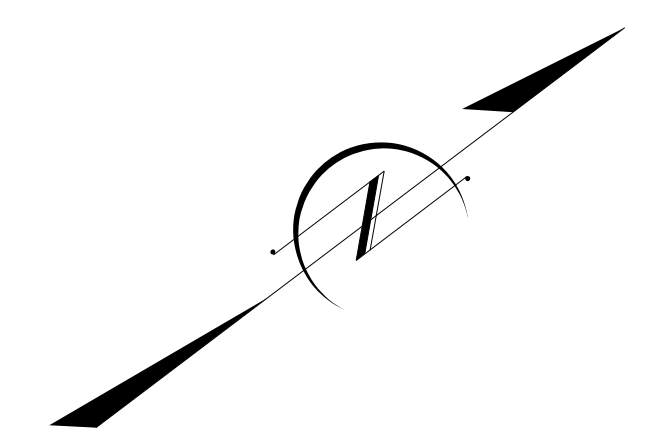


**DOCUMENT NOT CONSIDERED FINAL
 UNLESS ALL SIGNATURES COMPLETED**

DETAIL 'A'



PLACE 6 WHITE TUBULAR MARKERS AT EQUAL SPACING AROUND WHITE EDGELINE AS SHOWN ON PLAN.



- (T1) WHITE EDGELINE (4", 90 MIL)
- (T2) WHITE SOLID LANE LINE (4", 90 MIL)
- (T3) 10' WHITE SKIP (4", 90 MIL)
- (T4) 3FT.-9FT./SP WHITE MINISKIP (4", 90 MIL)
- (T5) 2FT.-6FT./SP WHITE MINISKIP (4", 90 MIL)
- (T10) YELLOW EDGELINE (4", 90 MIL)
- (T13) YELLOW DOUBLE CENTER (4", 90 MIL)
- (T14) 2FT.-6FT./SP YELLOW MINISKIP (4", 90 MIL)
- (T40) WHITE GORELINE (8", 90 MIL)
- (T41) WHITE DIAGONAL (8", 90 MIL)
- (T42) YELLOW DIAGONAL (8", 90 MIL)
- (T43) WHITE SOLID LANE LINE (8", 90 MIL)
- (T44) 3FT.-9FT./SP WHITE MINISKIP (8", 90 MIL)
- (T61) WHITE STOPBAR (24", 90 MIL)
- (T70) LEFT TURN ARROW
- (T71) RIGHT TURN ARROW
- (T72) STRAIGHT ARROW
- (T73) COMBO LEFT/STRAIGHT ARROW
- (T77) U-TURN ARROW
- (T100) ALPHANUMERIC CHAR.

PAVEMENT MARKING DETAIL