

REPAIR QUANTITY TABLE

UNDERSIDE OF DECK REPAIRS - SPAN A & B	QUANTITIES			
	ESTIMATE		ACTUAL	
SHOTCRETE REPAIRS	AREA SF	VOLUME CF	AREA SF	VOLUME CF
UNDERSIDE OF DECK	0.0	0.0		
INTERIOR DIAPHRAGM	72.8	24.3		
OVERHANG	0.0	0.0		
CONCRETE REPAIRS	AREA SF	VOLUME CF	AREA SF	VOLUME CF
UNDERSIDE OF DECK	0.0	0.0		
INTERIOR DIAPHRAGM	0.0	0.0		
OVERHANG	0.0	0.0		

VALUES IN CHART REPRESENT ESTIMATED REPAIR TOTALS AFTER REMOVAL OF UNSOUND CONCRETE, MIN. OF 1" BEHIND REBAR AND MIN. 2" CL TO SAWCUT. SEE REPAIR DETAILS.

NOTES:

THE LOCATIONS AND DIMENSIONS OF THE AREAS FOR REPAIR ARE BASED ON THE BEST INFORMATION AVAILABLE. THE CONTRACTOR, IN CONJUNCTION WITH THE ENGINEER, SHALL VERIFY THE LOCATION AND EXTENT OF REPAIR AREAS PRIOR TO STEEL FABRICATION. IF ADDITIONAL REPAIRS NOT SHOWN ON THE DRAWINGS ARE DEEMED NECESSARY BY THE ENGINEER, THE ENGINEER WILL NOTE ON THE DRAWINGS THE APPROXIMATE LOCATION AND DESCRIPTION OF THE REPAIRS AND ENTER THE ACTUAL QUANTITIES INTO THE REPAIR QUANTITY TABLE.

FOR BEAM PLATING REPAIR, SEE "BEAM PLATING REPAIR DETAILS" SHEET S4-17.

FOR SHOTCRETE REPAIRS, SEE SPECIAL PROVISIONS.


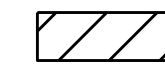

FOR CONCRETE REPAIRS, SEE SPECIAL PROVISIONS.

CONCRETE REPAIRS MAY BE SUBSTITUTED IN LIEU OF SHOTCRETE REPAIRS WITH THE APPROVAL OF THE ENGINEER.

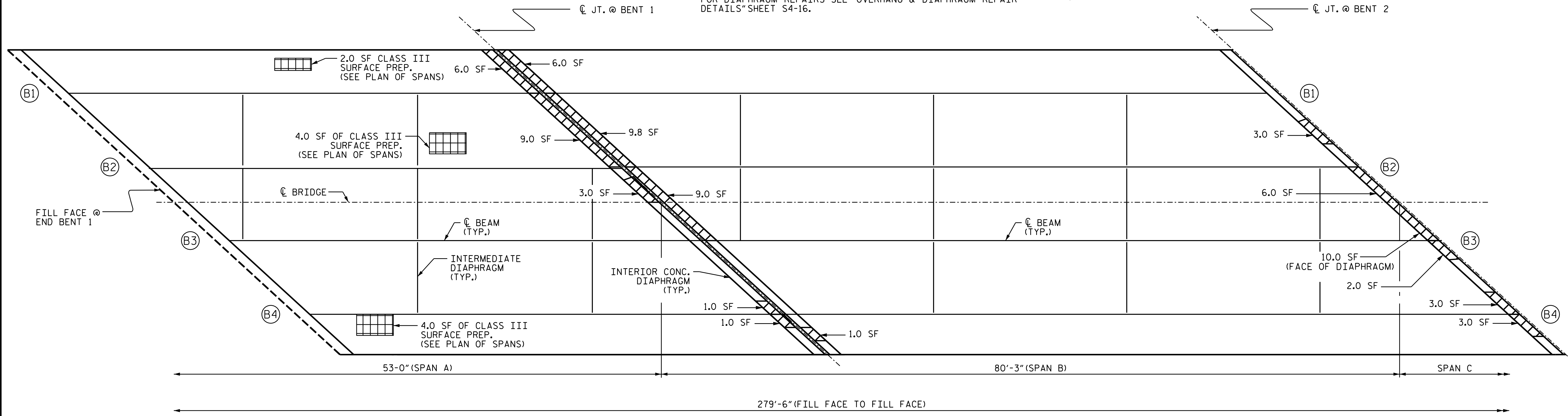
FOR UNDERSIDE OF DECK REPAIRS, SEE "DECK REPAIR DETAILS" SHEET S4-15.

FOR OVERHANG REPAIRS, SEE "OVERHANG & DIAPHRAGM REPAIR DETAILS" SHEET S4-16.

FOR DIAPHRAGM REPAIRS SEE "OVERHANG & DIAPHRAGM REPAIR DETAILS" SHEET S4-16.

-  - CONCRETE REPAIR AREA
-  - SHOTCRETE REPAIR AREA
-  - APPROX. AREA CLASS III SURFACE PREPARATION

- (B*) BEAM NUMBER
- (W) WEB PLATING REPAIR
- (S) STIFFENER REPAIR
- (F) BOTTOM FLANGE PLATING REPAIR
- (BW) BOLTED WEB PLATE REPAIR
- (BF) BOLTED FLANGE PLATE REPAIR



SPANS A & B (UNDERSIDE)

BOLTED STEEL PLATES		STEEL PLATES		STIFFENER		STEEL DIAPHRAGM		BEAM END CUT-OUT	
LBS.		LBS.		LBS.		LBS.		LBS.	
ESTIMATE	ACTUAL	ESTIMATE	ACTUAL	ESTIMATE	ACTUAL	ESTIMATE	ACTUAL	ESTIMATE	ACTUAL
0.0		0.0		0.0		0.0		0.0	

REPAIR TYPE	SPAN	BEAM	LOCATION	DIM. "A"	DIM. "B"	DIM. "C"	DIM. "D"

(SEE SHEETS S4-17 FOR BEAM REPAIR DETAILS AND DIMENSIONS.)

PROJECT NO. 15BPR.47
NASH COUNTY
 BRIDGE NO. 630123

SHEET 1 OF 2



STATE OF NORTH CAROLINA
 DEPARTMENT OF TRANSPORTATION
 RALEIGH

**UNDERSIDE
 DECK REPAIRS
 SPANS A AND B**

DRAWN BY : S. T. SANDOR/A. Y. GODFREY DATE : 01/2022
 CHECKED BY : S. WANCE DATE : 03/2022

NO.	BY:	DATE:	NO.	BY:	DATE:	SHEET NO.
1			3			S4-07
2			4			TOTAL SHEETS 18