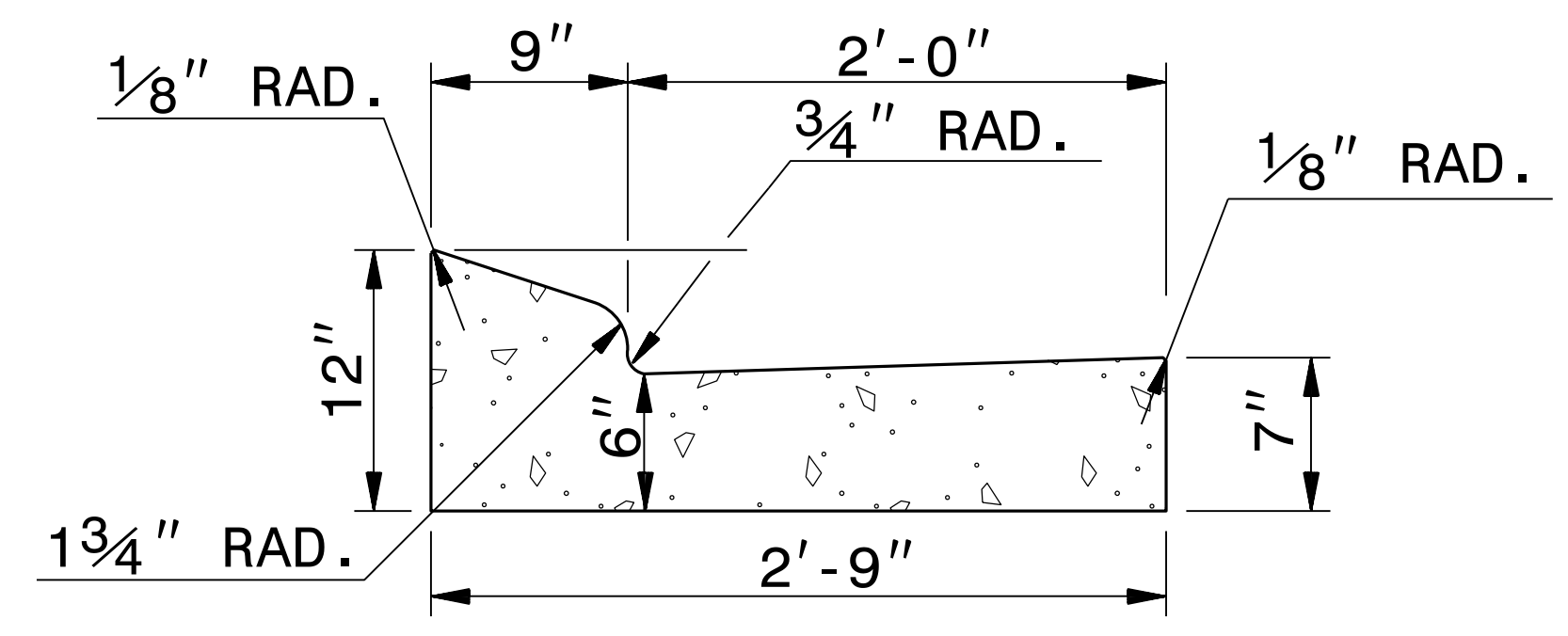


STATE OF NORTH CAROLINA  
DEPT. OF TRANSPORTATION  
DIVISION OF HIGHWAYS  
RALEIGH, N.C.

ENGLISH DETAIL DRAWING FOR  
**2'-9" CONCRETE CURB & GUTTER**

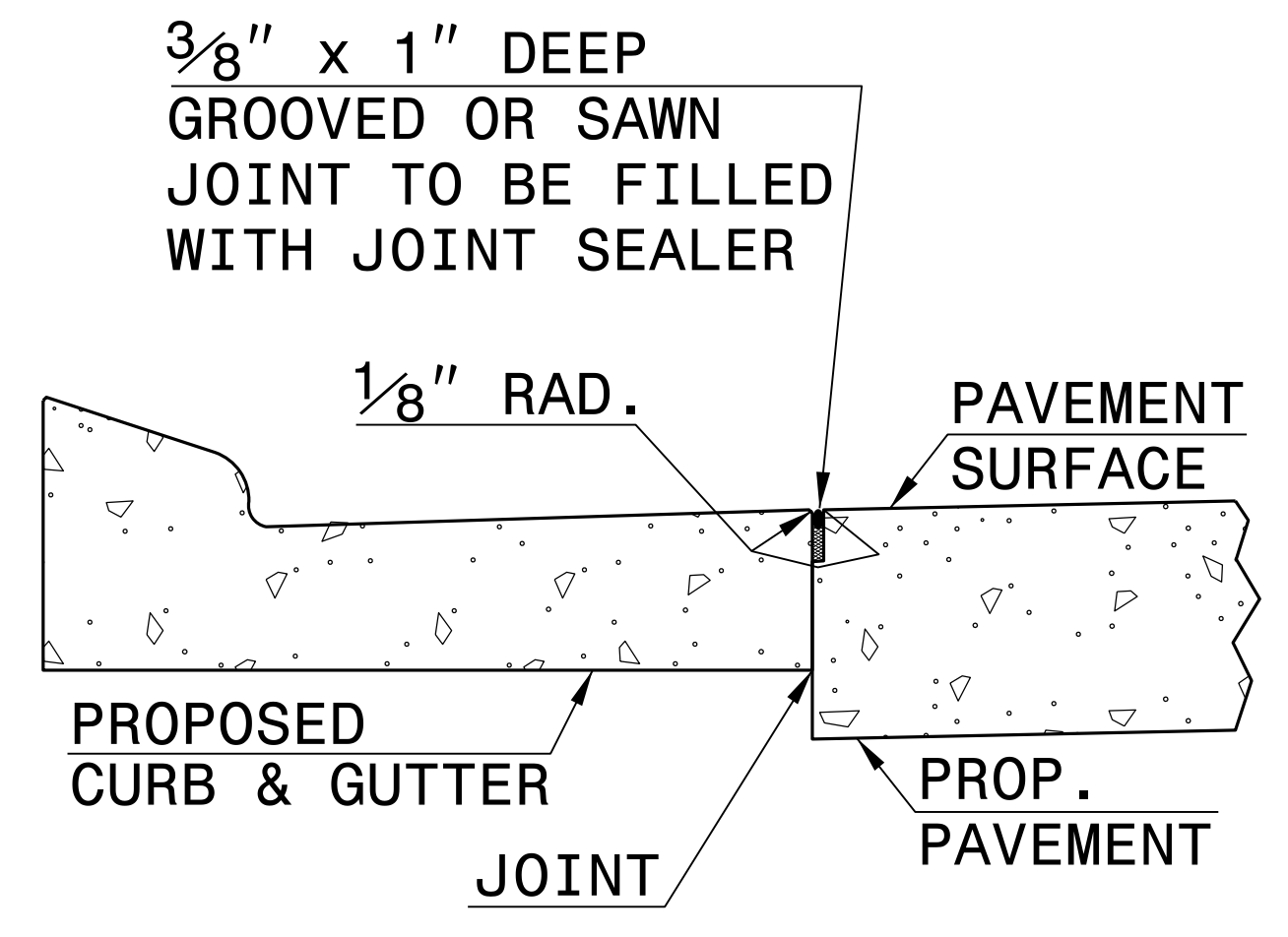
SHEET 1 OF 1  
**846D01**

- GENERAL NOTES:
- PLACE CONTRACTION JOINTS AT 10' INTERVALS, EXCEPT THAT A 15' SPACING MAY BE USED WHEN A MACHINE IS USED OR WHEN SATISFACTORY SUPPORT FOR THE FACE FORM CAN BE OBTAINED WITHOUT THE USE OF TEMPLATES AT 10' INTERVALS.
  - JOINT SPACING MAY BE ALTERED IF REQUIRED BY THE ENGINEER.
  - CONTRACTION JOINTS MAY BE INSTALLED WITH THE USE OF TEMPLATES OR FORMED BY OTHER APPROVED METHODS. MAKE NON-TEMPLATE FORMED JOINTS A MIN. OF 1½" DEEP.
  - FILL ALL CONSTRUCTION JOINTS WITH JOINT FILLER AND SEALER.
  - SPACE EXPANSION JOINTS AT 90' INTERVALS AND ADJACENT TO ALL RIGID OBJECTS.
  - SEE RDWY. STD. DWG. NO. 846.01, SHEET 2 OF 3 FOR PLACEMENT IN SUPERELEVATIONS. (USE 2'-6" CURB AND GUTTER RATES)

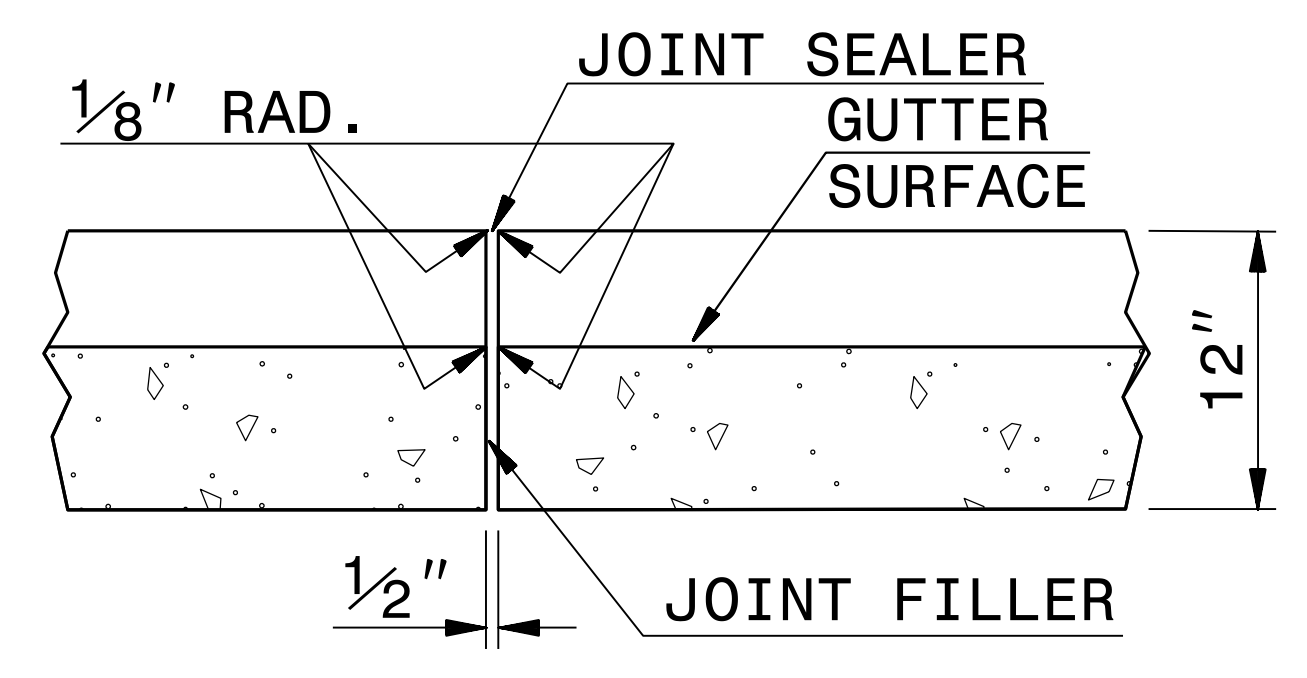


**2'-9" CURB AND GUTTER**

**SECTION VIEW OF CURB AND GUTTER**



**LONGITUDINAL JOINT**



**TRANSVERSE EXPANSION JOINT IN CURB AND GUTTER**

**SECTION VIEW OF JOINTS**

STATE OF NORTH CAROLINA  
DEPT. OF TRANSPORTATION  
DIVISION OF HIGHWAYS  
RALEIGH, N.C.

ENGLISH DETAIL DRAWING FOR  
**2'-9" CONCRETE CURB & GUTTER**

SHEET 1 OF 1  
**846D01**

J:\AUG-2017\1146 S:\Contracts\Special Details\vertical\usr\details\stand\c&g2'-9.dgn  
J:\over ton AT\_CSD-2\2595



3/18/2022

DOCUMENT NOT CONSIDERED FINAL  
UNLESS ALL SIGNATURES COMPLETED

**CONTRACT STANDARDS AND DEVELOPMENT UNIT**  
Office 919-707-6950 FAX 919-250-4119

**SEE PLATE FOR TITLE**

ORIGINAL BY: STD. 846.01 DATE: \_\_\_\_\_  
 MODIFIED BY: E.E. WARD DATE: 8-15-00  
 CHECKED BY: \_\_\_\_\_ DATE: \_\_\_\_\_  
 FILE SPEC.: /usr/details/stand/c&g2'-9.dgn