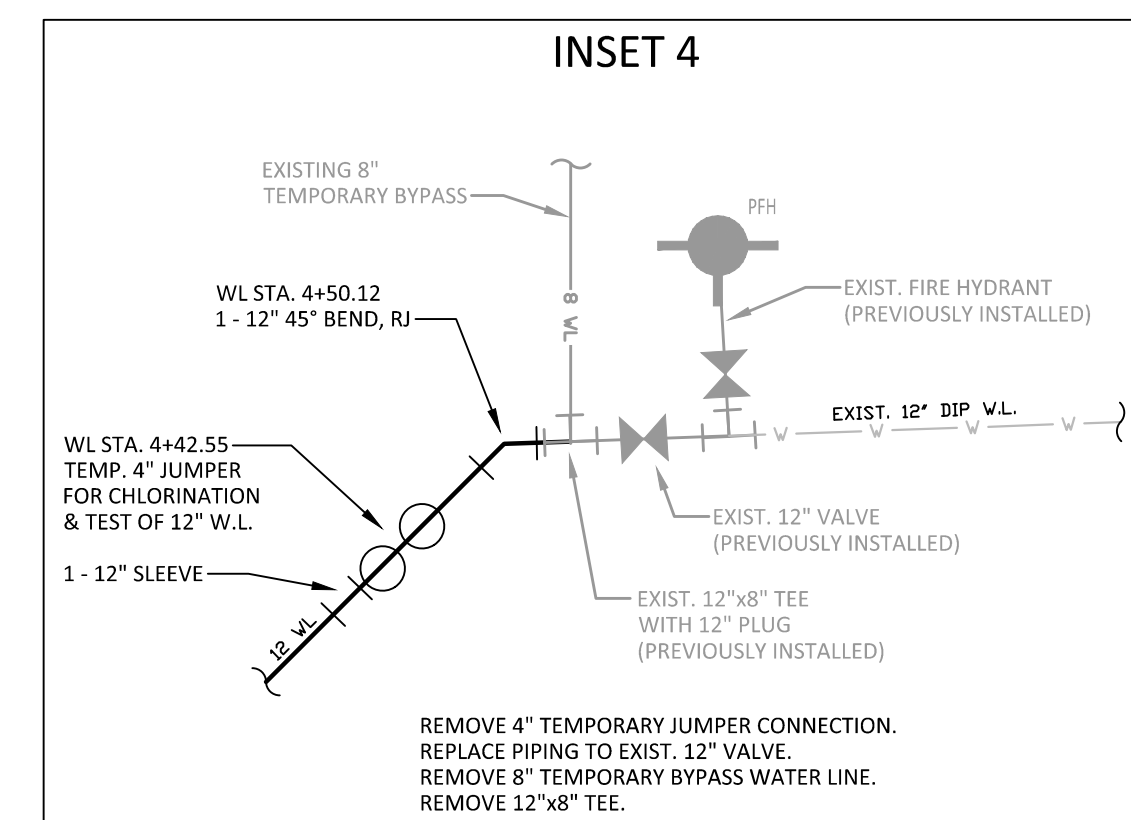
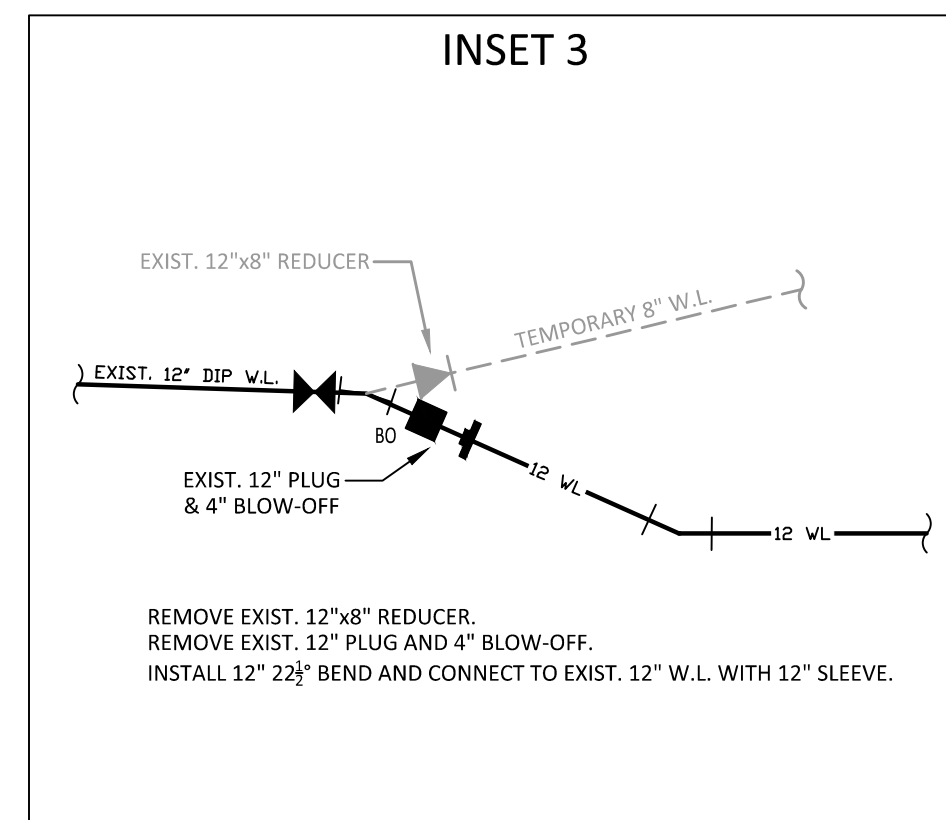
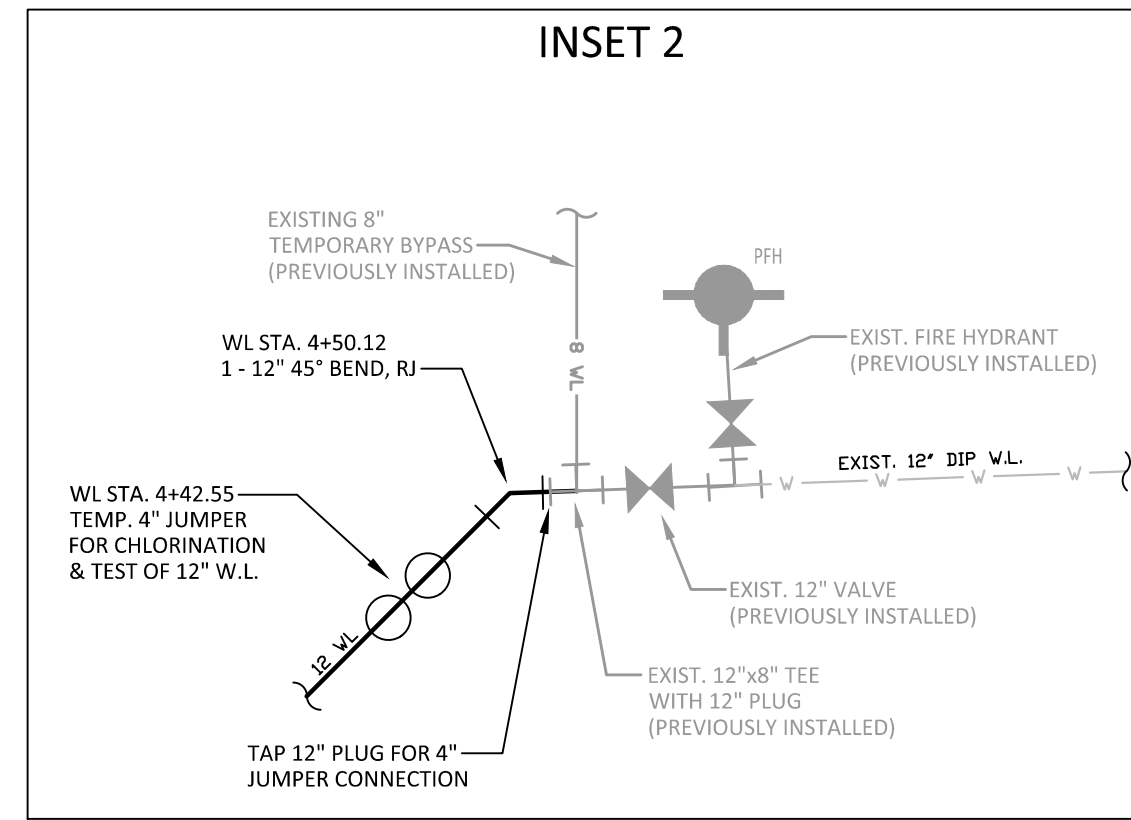
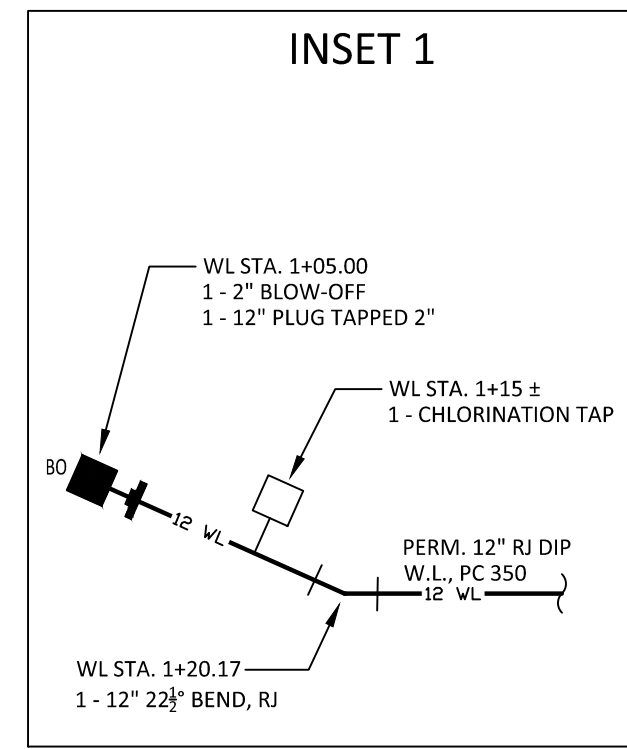


PERMANENT WATER LINE SEQUENCE OF CONSTRUCTION:

1. CONSTRUCT PERMANENT 12" DIP RESTRAINED JOINT WATERLINE ATTACHMENT TO PROPOSED BRIDGE WITH 18" X 0.375" STEEL CASING, USING 18" SHORT PIPE ROLLERS AND STEEL STRUCTURAL TUBING SUSPENDED BETWEEN BRIDGE GIRDERS NO. 1 AND 2 AS SHOWN ON THE PLANS AND AS DETAILED.
2. INSTALL 4" BLOW-OFF AND 8" PLUG AT STA. 1+05 AS SHOWN IN INSET 1 AND INSTALL 12" DIP WATER LINE ACROSS PERMANENT BRIDGE.
3. CUT-OFF WATER AT THE EXISTING 12" GATE VALVE (PREVIOUSLY INSTALLED DURING THE CONSTRUCTION OF THE TEMPORARY 8" WATERLINE) ON THE SOUTH END OF THE BRIDGE. COORDINATE THE CUT-OFF WITH SALISBURY ROWAN UTILITIES. THIS CUT-OFF AND SUBSEQUENT TIE-IN WILL NEED TO BE COMPLETED DURING NON-SCHOOL HOURS NOR WHEN EXTRA-CURRICULAR ACTIVITIES ARE BEING HELD AT THE SCHOOL. INSTALL 4" JUMPER CONNECTION AND CONNECT TO THE PERMANENT 12" WATERLINE ATTACHED TO THE PERMANENT BRIDGE AS SHOWN IN INSET 2.
4. AFTER PRESSURE TESTING, CHLORINATION, FLUSHING AND BACTERIAL TESTING IS COMPLETED ON THE PERMANENT 12" WATERLINE, CUT-OFF WATER AND REMOVE THE 12" PLUG AND 4" BLOW-OFF ALONG WITH THE TEMPORARY 8" WATERLINE WITH 12" X 8" REDUCER AND RECONNECT THE PERMANENT 12" WATERLINE TO THE EXISTING 12" GATE VALVE AS SHOWN IN INSET 3. ALSO REMOVE THE 4" TEMPORARY JUMPER CONNECTION AND 4" WATERLINE BACK TO THE EXISTING 12" GATE VALVE AND REPLACE WITH 12" WATERLINE AS SHOWN IN INSET 4.
5. FLUSH TEMPORARY LINE TO REMOVE AND SEDIMENT AND AIR THAT MAY HAVE INTERFERED THE SYSTEM WHILE MAKING THE TIE-INS AND PLACE THE PROPOSED WATERLINE IN SERVICE.
6. ONCE THE PERMANENT 12" WATERLINE IS IN SERVICE, THE 8" TEMPORARY WATERLINE AND THE TEMPORARY BRIDGE STRUCTURE SHALL BE REMOVED.



PROJECT REFERENCE NO. B-5772	SHEET NO. UC-5
DESIGNED BY: JDM	
DRAWN BY: RCC	
CHECKED BY:	
APPROVED BY:	
REVISER:	3/11/2022
NORTH CAROLINA DEPARTMENT OF TRANSPORTATION UTILITIES ENGINEERING SEC. PHONE: (919)707-6690 FAX: (919)250-4151	
DOCUMENT NOT CONSIDERED FINAL UNLESS ALL SIGNATURES COMPLETED	
ally, williams, carmen, & king, inc. CONSULTING ENGINEERS FIRM LICENSE No. F-0203 120 SOUTH MAIN STREET P.O. BOX 1248 KANNAPOLIS, NC 28082 704/938-1515	

PERMANENT WATER LINE PLAN

