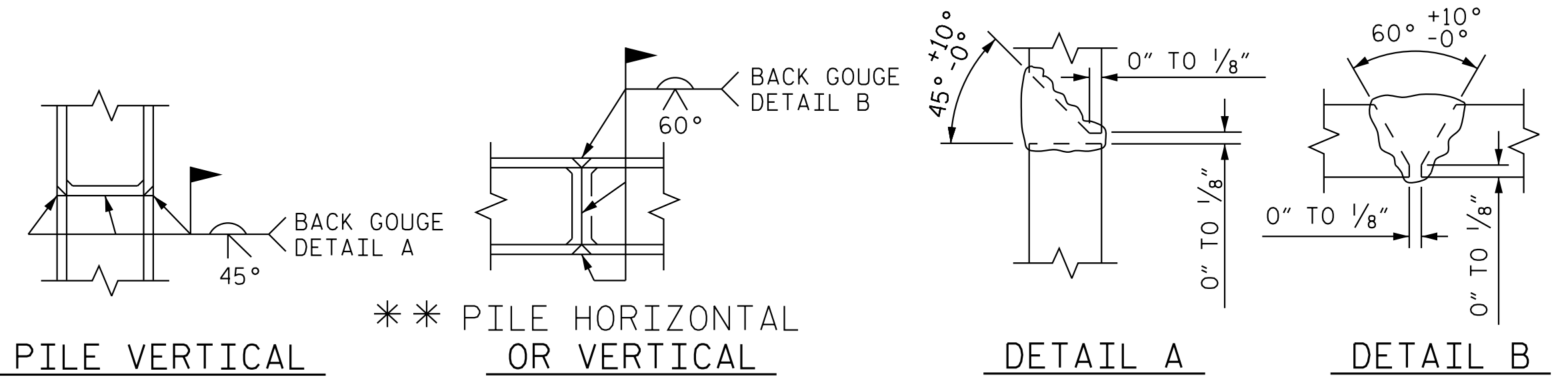


SECTION A-A

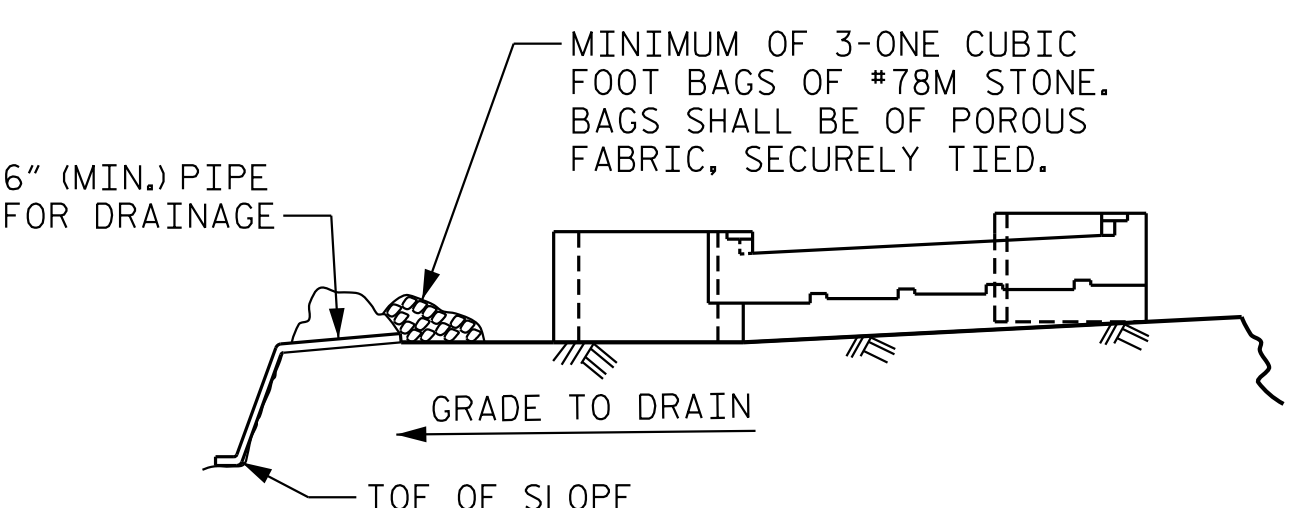


PILE SPLICE DETAILS

** POSITION OF PILE DURING WELDING.

** PILE VERTICAL

** PILE HORIZONTAL OR VERTICAL



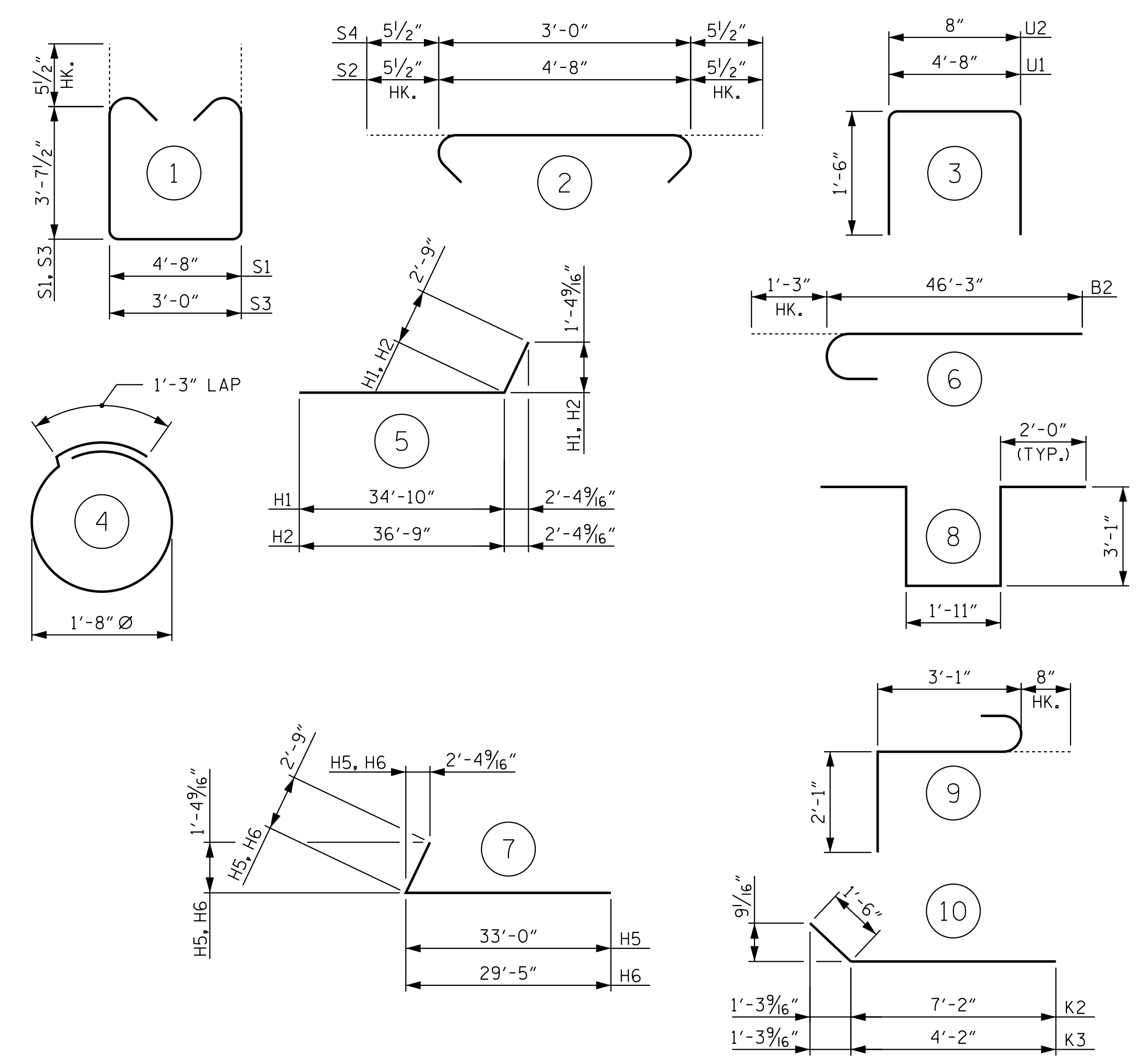
BAGGED STONE AND PIPE SHALL BE PLACED IMMEDIATELY AFTER COMPLETION OF END BENT EXCAVATION. PIPE MAY BE EITHER CONCRETE, CORRUGATED STEEL, CORRUGATED ALUMINUM ALLOY, OR CORRUGATED PLASTIC. PERFORATED PIPE WILL NOT BE ALLOWED.

BAGGED STONE SHALL REMAIN IN PLACE UNTIL THE ENGINEER DIRECTS THAT IT BE REMOVED. THE CONTRACTOR SHALL REMOVE AND DISPOSE OF SILT ACCUMULATIONS AT BAGGED STONE WHEN SO DIRECTED BY THE ENGINEER. BAGS SHALL BE REMOVED AND REPLACED WHENEVER THE ENGINEER DETERMINES THAT THEY HAVE DETERIORATED AND LOST THEIR EFFECTIVENESS.

NO SEPARATE PAYMENT WILL BE MADE FOR THIS WORK AND THE ENTIRE COST OF THIS WORK SHALL BE INCLUDED IN THE UNIT CONTRACT PRICE BID FOR THE SEVERAL PAY ITEMS.

TEMPORARY DRAINAGE AT END BENT

BAR TYPES




ALL BAR DIMENSIONS ARE OUT TO OUT.

BILL OF MATERIAL

END BENT 2					
BAR	NO.	SIZE	TYPE	LENGTH	WEIGHT
B1	12	9	STR	45'-7"	1,860
B2	12	9	6	47'-6"	1,938
B3	12	5	STR	45'-1"	564
B4	24	4	STR	10'-0"	160
B5	12	4	STR	29'-5"	236
B6	22	4	STR	4'-8"	69
H1	25	11	5	37'-7"	4,992
H2	25	11	5	39'-6"	5,247
H3	25	6	STR	13'-8"	513
H4	25	6	STR	10'-4"	388
H5	25	11	7	35'-9"	4,748
H6	25	11	7	32'-2"	4,273
H7	25	6	STR	12'-9"	479
H8	25	6	STR	9'-6"	357
K1	42	4	STR	30'-8"	860
K2	16	4	10	8'-8"	93
K3	16	4	10	5'-8"	61
S1	141	5	1	12'-10"	1,887
S2	141	5	2	5'-7"	821
S3	4	5	1	11'-2"	47
S4	4	5	2	3'-11"	16
S5	36	4	4	6'-6"	156
S6	12	6	8	12'-1"	218
S7	12	6	9	5'-10"	105
U1	40	4	3	7'-8"	205
U2	71	4	3	3'-8"	174
V1	142	6	STR	10'-2"	2,168
V2	86	6	STR	11'-10"	1,529
V3	73	6	STR	11'-7"	1,270
REINFORCING STEEL					35,434 LBS.
CLASS A CONCRETE BREAKDOWN					
POUR 1 (CAP & LOWER WING)					89.4 C.Y.
POUR 2 (BACKWALL & UPPER PORTION OF WING)					65.0 C.Y.
TOTAL CLASS A CONCRETE					154.4 C.Y.
HP 12 X 53 STEEL PILES					
NO. 13					975 LIN. FT.
PILE REDRIVES					5 EA.
PILE DRIVING EQUIPMENT SETUP FOR HP 12 X 53 STEEL PILES					13 EA.

PROJECT NO. B-5301
PITT COUNTY
 STATION: 25+98.05 -L-

SHEET 5 OF 5



STATE OF NORTH CAROLINA
 DEPARTMENT OF TRANSPORTATION
 RALEIGH
 SUBSTRUCTURE
 END BENT 2

REVISIONS						SHEET NO.
NO.	BY:	DATE:	NO.	BY:	DATE:	S-51
1			3			TOTAL SHEETS
2			4			55

Kimley»Horn
 421 Fayetteville Street, Suite 600
 Raleigh, NC 27601-1772
 Phone (919) 677-2000 NC LICENSE # F-0102

**DOCUMENT NOT CONSIDERED FINAL
 UNLESS ALL SIGNATURES COMPLETED**

G:\Users\andrew.phillips\My Documents\B-5301\Code\Drawings\401_101_B5301_SMU_E010_051_730087.dgn 4/2/2020

DRAWN BY: D. D. LOWERY DATE: 2/20
 CHECKED BY: C. I. POOLE DATE: 2/20
 DESIGN ENGINEER OF RECORD: A. L. PHILLIPS DATE: 2/20