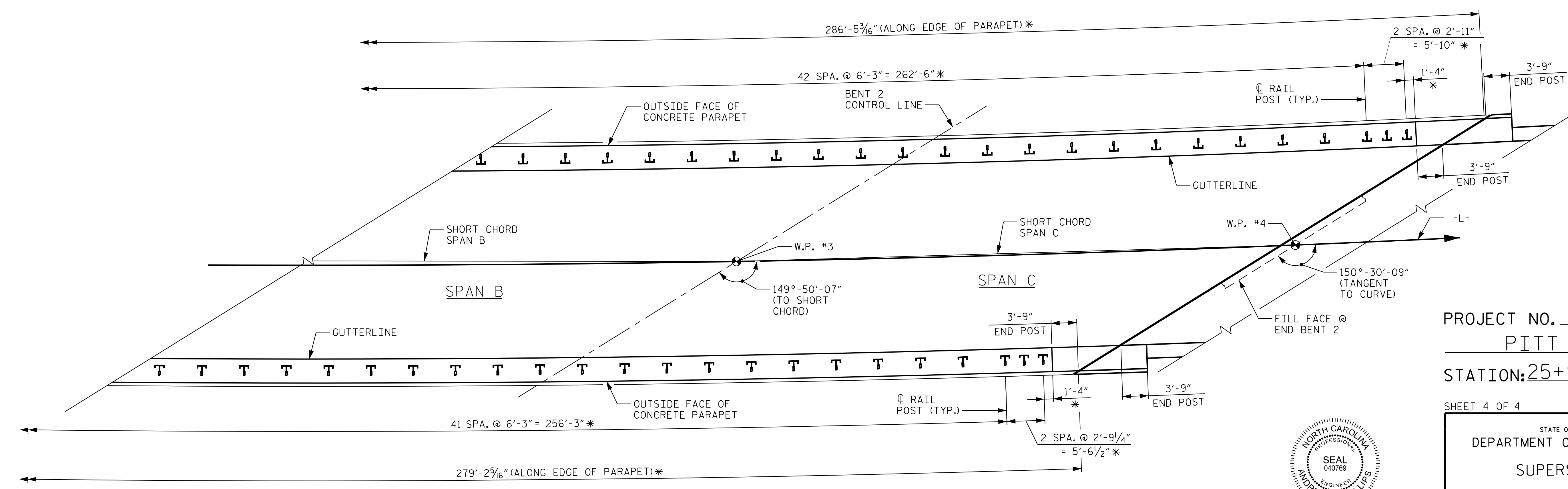
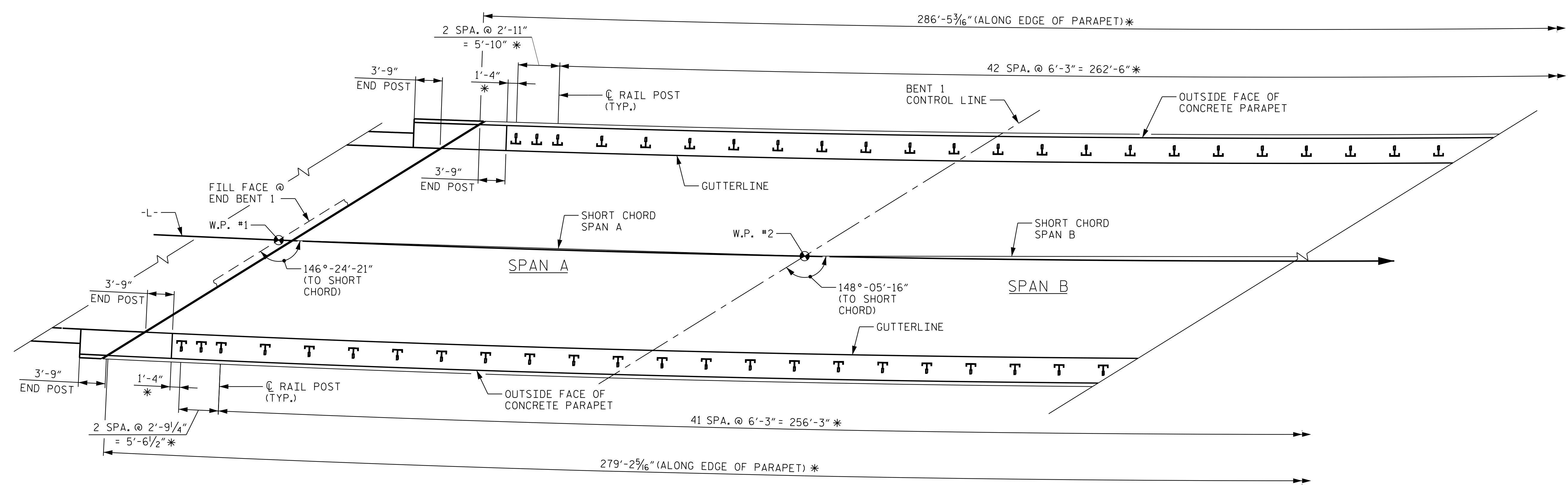



NOTES:
 FOR 1/2" EXPANSION JOINT IN CONCRETE PARAPET SPACING, SEE "CONCRETE PARAPET DETAILS" SHEET.



PLAN OF RAIL POST SPACING
 * ARC DIMENSIONS MEASURED ALONG OUTSIDE EDGE OF PARAPET

PROJECT NO. B-5301
PITT COUNTY
 STATION: 25+98.05 -L-

SHEET 4 OF 4



Kimley»Horn
 421 Fayetteville Street, Suite 600
 Raleigh, NC 27601-1772
 Phone (919) 677-2000
 NC LICENSE # F-0102

STATE OF NORTH CAROLINA
 DEPARTMENT OF TRANSPORTATION
 RALEIGH
 SUPERSTRUCTURE
 RAIL POST SPACING

REVISIONS						SHEET NO.
NO.	BY:	DATE:	NO.	BY:	DATE:	S-25
1			3			TOTAL SHEETS
2			4			55

DRAWN BY: D. D. LOWERY DATE: 2/20
 CHECKED BY: C. I. POOLE DATE: 2/20
 DESIGN ENGINEER OF RECORD: A. L. PHILLIPS DATE: 2/20

**DOCUMENT NOT CONSIDERED FINAL
 UNLESS ALL SIGNATURES COMPLETED**

This document, together with the concepts and designs presented herein, is an integral part of the project. It is not to be used for any other project without written authorization and approval by Kimley-Horn and Associates, Inc. It shall be without liability to Kimley-Horn and Associates, Inc.
 Copyright Kimley-Horn and Associates, Inc., 2020

G:\Users\andrew.phillips\My Documents\Bridges - Documents\B-5301\Cad\Drawings\401_049_B5301_SML_2MR04_025_730087.dgn