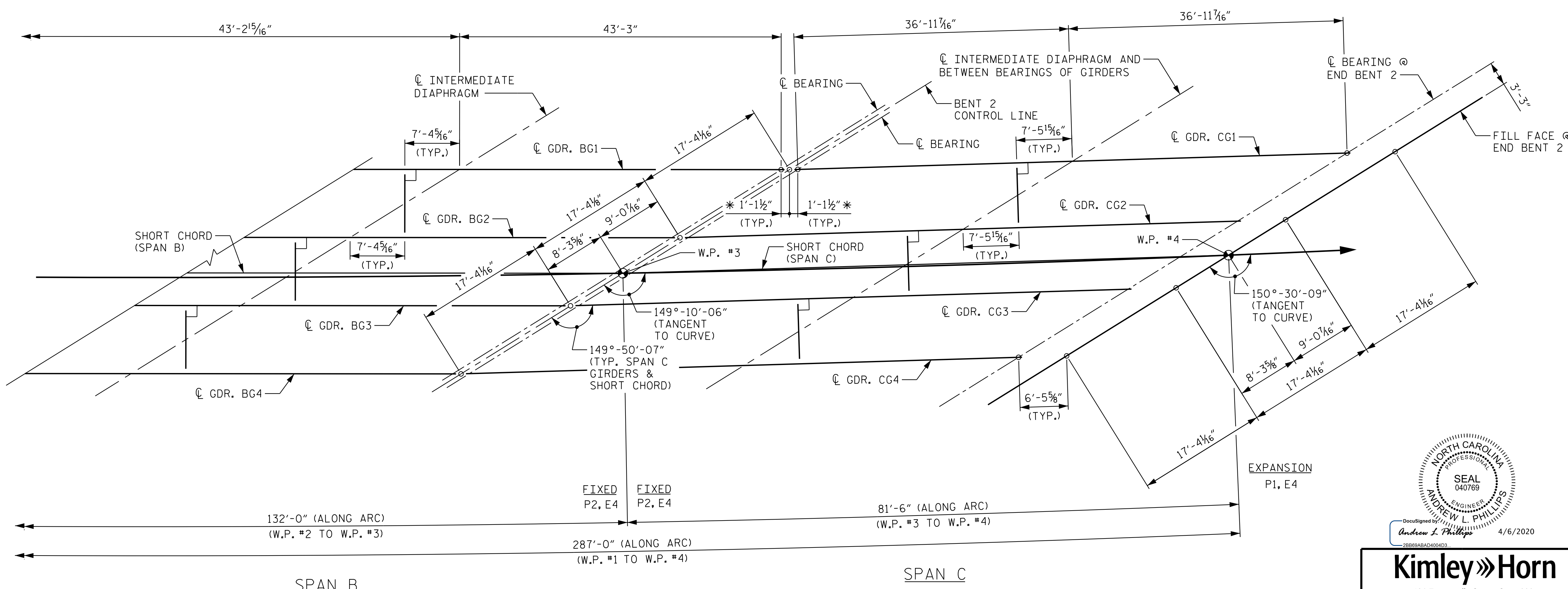
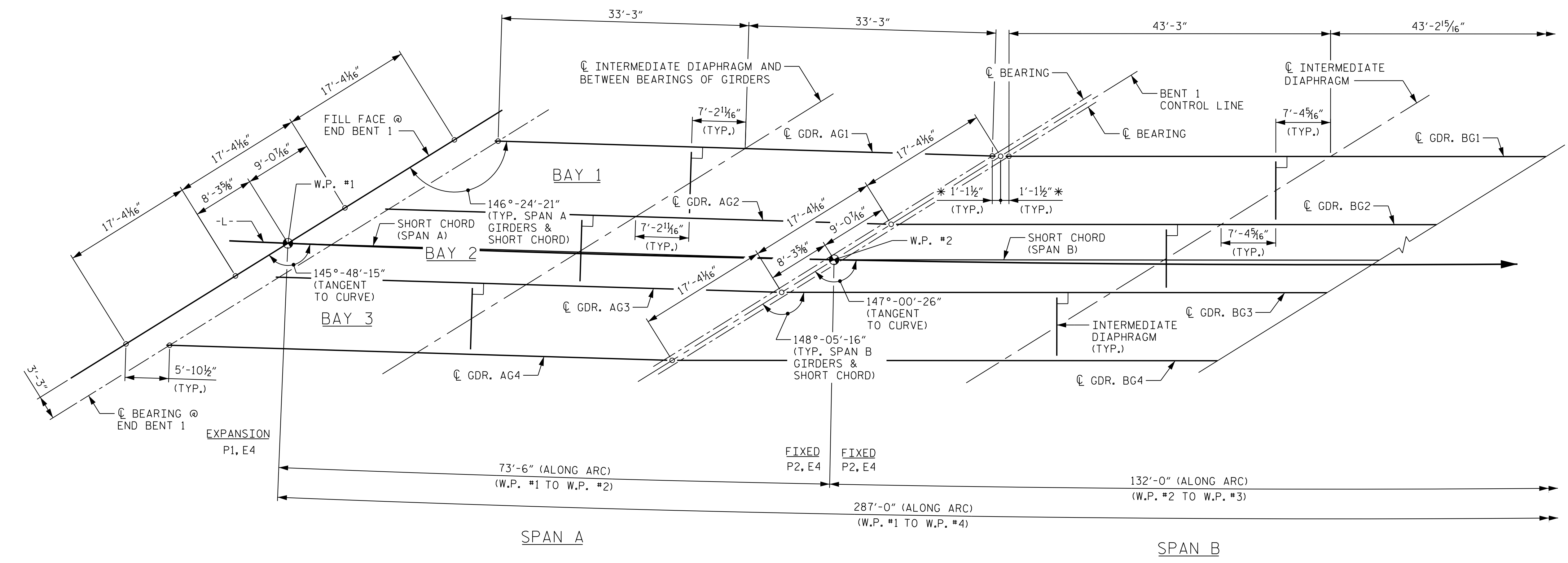



NOTES:
 FOR STEEL DIAPHRAGM DETAILS, SEE
 "INTERMEDIATE STEEL DIAPHRAGMS FOR
 74" MODIFIED BULB TEE PRESTRESSED
 CONCRETE GIRDERS" SHEET.
 * MEASURED ALONG ϕ GIRDER.



FRAMING PLAN



Kimley»Horn
 421 Fayetteville Street, Suite 600
 Raleigh, NC 27601-1772
 Phone (919) 677-2000
 NC LICENSE # F-0102

PROJECT NO. B-5301
PITT COUNTY
 STATION: 25+98.05 -L-

STATE OF NORTH CAROLINA DEPARTMENT OF TRANSPORTATION RALEIGH						SHEET NO. S-14
SUPERSTRUCTURE FRAMING PLAN						TOTAL SHEETS 55
REVISIONS						
NO.	BY:	DATE:	NO.	BY:	DATE:	
1			3			
2			4			

DRAWN BY: D. D. LOWERY DATE: 2/20
 CHECKED BY: C. I. POOLE DATE: 2/20
 DESIGN ENGINEER OF RECORD: A. L. PHILLIPS DATE: 2/20

**DOCUMENT NOT CONSIDERED FINAL
 UNLESS ALL SIGNATURES COMPLETED**

G:\Users\andrew.phillips\Public\Bridges - Documents\B-5301\Cad\Drawn\401_027_B5301_SML_FP01_014_730087.dgn